









AFRICAN CHAMPIONSHIPS - MARCH 2010 - JUNIOR WAG AA





										SUB TOT	Pen	TOT	PI	
D	Final	D	Final	D	Final	D	Final							
35	Claudia Cummins	RSA	4.40	13.10	4.40	12.10	4.80	11.55	4.90	13.05	49.800		49.800	1
33	Kirsten Beckett	RSA	4.40	12.85	4.10	10.25	4.70	12.55	4.60	12.70	48.350		48.350	2
8	Saad Mai	EGY	4.20	13.05	4.80	12.20	4.30	10.80	4.70	12.10	48.150		48.150	3
6	Oshan Israa	EGY	4.40	13.15	4.20	11.65	5.10	10.95	4.90	12.25	48.000		48.000	4
7	Effat Sandy	EGY	4.20	12.75	4.90	12.00	5.30	10.75	4.40	12.15	47.650		47.650	5
1	Nardjes Terkmane	ALG	4.00	11.60	1.50	9.00	4.50	11.60	4.40	10.85	43.050		43.050	6
25	Nadine Jaeger	NAM	2.40	10.50	1.00	7.70	2.40	10.20	2.40	10.35	38.750		38.750	7
23	Laetitia Du Plessis	NAM	2.80	11.00	0.90	7.80	2.20	8.25	2.80	10.65	37.700		37.700	8
24	Mari-Louise Du Plessis	NAM	2.40	10.80	1.00	6.75	2.30	9.50	1.90	9.45	36.500		36.500	9
34	Bianca Mann	RSA	4.20	12.45	0.00	0.00	4.70	11.55	4.50	12.00	36.000		36.000	10
31	Makeeda Phekani	RSA	0.00	0.00	4.50	12.25	4.30	12.05	3.90	11.35	35.650		35.650	11
2	Lahna Salem	ALG	4.00	12.15	1.00	4.25	4.30	9.25	3.10	9.70	35.350		35.350	12
21	Dannii Biewenga	NAM	2.40	9.95	0.00	0.00	2.30	9.35	1.80	9.10	28.400		28.400	13
10	Khashab Ingi	EGY	4.20	12.80	0.00	0.00	4.70	12.20	0.00	0.00	25.000		25.000	14
9	Sobhy Sohila	EGY	0.00	0.00	4.80	12.40	0.00	0.00	4.50	11.90	24.300		24.300	15
32	Luasanne Seyffert	RSA	4.60	11.55	2.70	10.55	0.00	0.00	0.00	0.00	22.100		22.100	16
22	Jessica Jaeger	NAM	0.00	0.00	0.80	2.50	0.00	0.00	0.00	0.00	2.500		2.500	17

AFRICAN CHAMPIONSHIPS - MARCH 2010 - JUNIOR WAG TEAM


					SUB TOT	TEAM PEN	TOTAL	PLACE
SOUTH AFRICA	38.40	34.90	36.15	37.75	147.20	0.00	147.20	1
EGYPT	39.00	36.60	33.95	36.50	146.05	0.00	146.05	2
NAMIBIA	32.30	22.25	29.05	30.45	114.05	0.00	114.05	3
ALGERIA	23.75	13.25	20.85	20.55	78.40	0.00	78.40	4
LIBYA	0.00	0.00	0.00	0.00	0.00	0.00	0.00	5
MOROCCO	0.00	0.00	0.00	0.00	0.00	0.00	0.00	5
NIGERIA	0.00	0.00	0.00	0.00	0.00	0.00	0.00	5
TUNISIA	0.00	0.00	0.00	0.00	0.00	0.00	0.00	5
ZIMBABWE	0.00	0.00	0.00	0.00	0.00	0.00	0.00	5




AFRICAN CHAMPIONSHIPS 2010 - JNR WAG - VAULT QUALIFICATION

#	Name	Nation	 VAULT 1							 VAULT 2							AVE SCORE	Rank		
			D Score	E1	E2	E3	E4	Av E	NEU DED	FINAL VT1	D Score	E1	E2	E3	E4	Av E			NEU DED	FINAL VT2
	Saad Mai	EGY	4.20	1.20	1.60	1.00	1.10	1.15	0.0	13.05	4.40	1.70	1.50	1.40	1.60	1.55	0.0	12.85	12.95	1
	Oshan Israa	EGY	4.40	1.40	1.10	0.90	1.20	1.15	0.1	13.25	4.20	1.20	1.70	1.40	1.80	1.55	0.1	12.65	12.95	2
	Effat Sandy	EGY	4.20	1.40	1.30	1.20	1.60	1.35	0.1	12.85	4.40	1.40	1.60	1.70	1.80	1.65	0.0	12.75	12.80	3
	Kirsten Beckett	RSA	4.40	1.70	1.40	1.20	1.70	1.55	0.0	12.85	4.00	1.90	1.80	1.10	1.40	1.60	0.3	12.40	12.63	4
	Bianca Mann	RSA	4.20	1.80	1.80	1.70	1.30	1.75	0.0	12.45	4.00	1.60	1.90	1.40	1.40	1.50	0.0	12.50	12.48	5
	Claudia Cummins	RSA	4.40	1.40	1.40	0.90	1.20	1.30	0.0	13.10	4.20	2.60	2.60	2.70	2.40	2.60	0.0	11.60	12.35	6
	Luasanne Seyffert	RSA	4.60	3.10	3.10	2.70	2.80	2.95	0.1	11.65	4.00	2.00	2.00	1.70	1.90	1.95	0.0	12.05	11.85	7
	Lahna Salem	ALG	4.00	1.80	1.50	2.20	1.90	1.85	0.0	12.15	4.00	2.50	2.50	2.90	3.20	2.70	0.0	11.30	11.73	8
	Nardjes Terkmane	ALG	4.00	1.80	2.00	1.70	2.00	1.90	0.5	12.10	3.80	3.10	2.60	2.40	3.80	2.85	0.5	10.95	11.53	9
	Laetitia Du Plessis	NAM	2.80	1.90	1.70	1.20	1.90	1.80	0.0	11.00	3.00	2.20	1.80	1.80	2.10	1.95	0.0	11.05	11.03	10
	Mari-Louise Du Plessis	NAM	2.40	1.80	1.60	1.10	1.60	1.60	0.0	10.80	2.60	1.60	1.50	2.30	1.40	1.55	0.0	11.05	10.93	11
	Nadine Jaeger	NAM	2.40	1.90	1.90	1.40	2.40	1.90	0.0	10.50	3.00	1.80	1.50	1.70	1.70	1.70	0.0	11.30	10.90	12
	Khashab Ingi	EGY	4.20	1.50	1.60	1.20	1.30	1.40	0.0	12.80	0.00	10.00	10.00	10.00	10.00	10.00	0.0	0.00	6.40	13
	Dannii Biewenga	NAM	2.40	2.50	2.00	2.40	2.70	2.45	0.0	9.95	0.00	10.00	10.00	10.00	10.00	10.00	0.0	0.00	4.98	14


AFRICAN CHAMPIONSHIPS 2010 - JNR WAG - BARS QUALIFICATION

#	Name	Nation	 BARS							FINAL SCORE	Rank
			D Score	E1	E2	E3	E4	Av E	NEU DED		
	Sobhy Sohila	EGY	4.80	2.20	2.30	2.50	2.60	2.40	0.0	12.40	1
	Makeeda Phekani	RSA	4.50	2.00	2.30	2.20	2.30	2.25	0.0	12.25	2
	Saad Mai	EGY	4.80	2.60	2.60	2.50	3.10	2.60	0.0	12.20	3
	Claudia Cummins	RSA	4.40	2.20	2.10	2.40	2.40	2.30	0.0	12.10	4
	Effat Sandy	EGY	4.90	2.80	3.00	3.60	2.40	2.90	0.0	12.00	5
	Oshan Israa	EGY	4.20	2.80	2.00	2.40	2.70	2.55	0.0	11.65	6
	Luasanne Seyffert	RSA	2.70	2.10	2.40	2.20	1.90	2.15	0.0	10.55	7
	Kirsten Beckett	RSA	4.10	3.60	4.00	4.10	3.70	3.85	0.0	10.25	8
	Nardjes Terkmane	ALG	1.50	2.50	2.40	2.50	2.60	2.50	0.0	9.00	9
	Laetitia Du Plessis	NAM	0.90	3.00	3.80	3.20	2.60	3.10	0.0	7.80	10
	Nadine Jaeger	NAM	1.00	3.30	3.50	3.10	3.30	3.30	0.0	7.70	11
	Mari-Louise Du Plessis	NAM	1.00	4.30	4.20	5.10	3.70	4.25	0.0	6.75	12
	Lahna Salem	ALG	1.00	3.00	2.50	2.70	2.80	2.75	4.0	4.25	13
	Jessica Jaeger	NAM	0.80	4.20	4.50	4.10	4.40	4.30	4.0	2.50	14

AFRICAN CHAMPIONSHIPS 2010 - JNR WAG - BEAM QUALIFICATION

#	Name	Nation		BEAM						NEU DED	FINAL SCORE	Rank
				D Score	E1	E2	E3	E4	Av E			
	Kirsten Beckett	RSA	4.70	2.10	2.20	2.20	1.60	2.15	0.0	12.55	1	
	Khashab Ingi	EGY	4.70	2.60	2.20	2.40	2.60	2.50	0.0	12.20	2	
	Makeeda Phekani	RSA	4.30	2.20	2.00	2.30	2.30	2.25	0.0	12.05	3	
	Nardjes Terkmane	ALG	4.50	3.00	2.80	3.00	2.50	2.90	0.0	11.60	4	
	Bianca Mann	RSA	4.70	3.00	3.00	3.70	3.30	3.15	0.0	11.55	5	
	Claudia Cummins	RSA	4.80	3.10	3.40	3.10	3.60	3.25	0.0	11.55	5	
	Oshan Israa	EGY	5.10	4.30	4.00	4.30	3.90	4.15	0.0	10.95	7	
	Saad Mai	EGY	4.30	3.60	2.90	3.50	3.30	3.40	0.1	10.80	8	
	Effat Sandy	EGY	5.30	4.70	4.20	4.80	3.80	4.45	0.1	10.75	9	
	Nadine Jaeger	NAM	2.40	2.20	2.60	2.00	2.20	2.20	0.0	10.20	10	
	Mari-Louise Du Plessis	NAM	2.30	3.20	2.30	3.20	2.40	2.80	0.0	9.50	11	
	Dannii Biewenga	NAM	2.30	3.10	3.00	2.90	2.20	2.95	0.0	9.35	12	
	Lahna Salem	ALG	4.30	5.10	4.50	5.50	5.00	5.05	0.0	9.25	13	
	Laetitia Du Plessis	NAM	2.20	4.20	4.10	3.80	3.60	3.95	0.0	8.25	14	

AFRICAN CHAMPIONSHIPS 2010 - JNR WAG - FLOOR QUALIFICATION

#	Name	Nation	FLOOR							FINAL SCORE	Rank
			 D Score	E1	E2	E3	E4	Av E	NEU DED		
	Claudia Cummins	RSA	4.90	1.60	1.60	2.40	2.10	1.85	0.0	13.05	1
	Kirsten Beckett	RSA	4.60	1.70	1.70	2.20	2.10	1.90	0.0	12.70	2
	Oshan Israa	EGY	4.90	2.20	2.70	3.10	2.60	2.65	0.0	12.25	3
	Effat Sandy	EGY	4.40	2.40	2.00	2.40	2.10	2.25	0.0	12.15	4
	Saad Mai	EGY	4.70	2.20	2.40	3.00	2.80	2.60	0.0	12.10	5
	Bianca Mann	RSA	4.50	2.00	2.00	3.00	3.30	2.50	0.0	12.00	6
	Sobhy Sohila	EGY	4.50	2.30	2.30	2.90	2.20	2.30	0.3	11.90	7
	Makeeda Phekani	RSA	3.90	2.20	2.00	2.90	3.10	2.55	0.0	11.35	8
	Nardjes Terkmane	ALG	4.40	3.20	3.80	3.70	3.40	3.55	0.0	10.85	9
	Laetitia Du Plessis	NAM	2.80	1.60	2.20	2.50	2.10	2.15	0.0	10.65	10
	Nadine Jaeger	NAM	2.40	1.70	2.00	2.60	2.10	2.05	0.0	10.35	11
	Lahna Salem	ALG	3.10	2.50	3.70	3.60	3.20	3.40	0.0	9.70	12
	Mari-Louise Du Plessis	NAM	1.90	2.40	2.50	3.00	2.00	2.45	0.0	9.45	13
	Dannii Biewenga	NAM	1.80	2.30	2.90	2.80	2.60	2.70	0.0	9.10	14

10th African Championships

WAG Junior Competition - Apparatus Finals

Vault Starting List

Rank	Order	Country	Gymnast
1	5	EGY	Saad Mai
2	2	EGY	Oshan Israa
3	1	RSA	Kirsten Beckett
4	8	RSA	Bianca Mann
5	7	ALG	Lahna Salem
6	6	ALG	Nardjes Terkmane
7	4	NAM	Laetitia Du Plessis
8	3	NAM	Mari-Louise Du Plessis

Bars Starting List

Rank	Order	Country	Gymnast
1	5	EGY	Sobhy Sohila
2	2	RSA	Makeeda Phekani
3	1	EGY	Saad Mai
4	8	RSA	Claudia Cummins
5	7	ALG	Nardjes Terkmane
6	6	NAM	Laetitia Du Plessis
7	4	NAM	Nadine Jaeger
8	3	ALG	Lahna Salem

Balance Beam Starting List

Rank	Order	Country	Gymnast
1	5	RSA	Kirsten Beckett
2	2	EGY	Khashab Ingi
3	1	RSA	Makeeda Phekani
4	8	ALG	Nardjes Terkmane
5	7	EGY	Oshan Israa
6	6	NAM	Nadine Jaeger
7	4	NAM	Mari-Louise Du Plessis
8	3	ALG	Lahna Salem

Floor Starting List

Rank	Order	Country	Gymnast
1	5	RSA	Claudia Cummins
2	2	RSA	Kirsten Beckett
3	1	EGY	Oshan Israa
4	8	EGY	Effat Sandy
5	7	ALG	Nardjes Terkmane
6	6	NAM	Laetitia Du Plessis
7	4	NAM	Nadine Jaeger
8	3	ALG	Lahna Salem