







2010 Canadian Championships 1

Meet Results - Junior Men







Wednesday, May 26

Rank	Num	Name	Gym							AA
1	581	Jaylan Birl (1993)	ON - Mississauga	Diff: 5.500 Exec: 9.250 ND: -0.300 Final: 14.450 Place: 3	4.600 9.350	5.200 9.000	6.200 9.400	5.000 8.500	4.700 6.900	83.300 1
2	580	Robert Watson (1993)	BC - Richmond	Diff: 5.600 Exec: 9.150 ND: Final: 14.750 Place: 1	5.100 6.650	5.200 9.050	5.400 9.400	4.900 8.300	5.400 8.400	82.550 2
3	582	Tariq Dowers (1994)	ON - Mississauga	Diff: 5.000 Exec: 9.250 ND: -0.300 Final: 13.950 Place: 5	5.200 7.600	5.000 8.850	5.800 8.700	4.700 8.150	4.800 8.550	81.000 3
4	575	Ian Galvan (1993)	AB - U of C	Diff: 5.500 Exec: 9.150 ND: -0.100 Final: 14.550 Place: 2	4.800 7.700	5.100 8.150	6.600 8.150	5.000 7.500	5.100 8.300	80.950 4
5	584	Simon Porter (1993)	ON - Toronto	Diff: 5.200 Exec: 8.950 ND: Final: 14.150 Place: 4	4.800 6.350	4.500 8.150	6.200 9.450	4.500 7.700	4.700 8.800	79.300 5
6	579	Kal Nemier (1993)	BC - Flicka	Diff: 5.000 Exec: 8.750 ND: -0.300 Final: 13.450 Place: 8T	3.500 7.950	4.000 9.200	5.400 9.100	4.600 8.100	4.400 8.800	78.500 6
7	587	Trevor McArthur (1992)	SK - Queen City	Diff: 4.500 Exec: 8.650 ND: Final: 13.150 Place: 12	4.000 8.250	4.900 8.600	5.400 8.850	4.700 7.650	3.800 9.100	78.300 7
8	586	Mathieu Csukassy (1993)	QC - IMCO	Diff: 5.000 Exec: 8.200 ND: Final: 13.200 Place: 11	4.400 7.550	3.700 8.600	5.800 9.100	4.900 7.950	4.500 8.500	78.100 8
9	574	Bobby Kriangkum (1994)	AB - Capital City	Diff: 5.300 Exec: 7.000 ND: Final: 12.300 Place: 15	4.800 8.250	4.100 8.750	5.400 8.000	5.100 6.500	4.800 8.600	76.300 9

2010 Canadian Championships 1

Meet Results - Junior Men

Wednesday, May 26

Rank	Num	Name	Gym							AA
10	585	Matthieu D'Amour (1992)	PEI - Island Gym	Diff: 5.100	3.900	5.200	6.600	4.400	3.100	
				Exec: 8.400	6.450	8.750	7.950	8.650	7.200	
				ND:	
				Final: 13.500	10.350	13.950	14.550	13.050	10.300	75.700
				Place: 7	12	3	6	3	15	10
11	578	Devy Dyson (1993)	BC - Delta	Diff: 4.700	4.200	4.200	4.600	4.600	4.600	
				Exec: 8.450	8.200	7.750	9.250	7.100	8.100	
				ND: -0.300	
				Final: 12.850	12.400	11.950	13.850	11.700	12.700	75.450
				Place: 13	5	13	12	12	10	11
12T	576	Kevin Quon (1992)	AB - U of C	Diff: 4.900	3.200	4.900	5.400	4.200	4.000	
				Exec: 8.900	5.250	8.250	8.900	7.950	8.600	
				ND:	
				Final: 13.800	8.450	13.150	14.300	12.150	12.600	74.450
				Place: 6	15	8	8	10	11	12T
12T	588	Curtis Graves (1993)	SK - Taiso	Diff: 4.600	3.900	4.800	4.600	4.400	4.900	
				Exec: 7.750	6.000	8.000	8.800	7.500	9.200	
				ND:	
				Final: 12.350	9.900	12.800	13.400	11.900	14.100	74.450
				Place: 14	13	10	13	11	1	12T
14	573	Loic Fujinaga (1992)	AB - Capital City	Diff: 5.400	4.600	4.500	4.800	3.800	4.600	
				Exec: 8.050	6.500	7.200	8.200	7.600	6.500	
				ND: .	.	.	-0.100	.	.	
				Final: 13.450	11.100	11.700	12.900	11.400	11.100	71.650
				Place: 8T	11	14	15	15	13	14
15	577	Joseph Odland (1992)	AB - West Wind	Diff: 4.700	3.800	4.700	5.400	4.300	3.500	
				Exec: 8.850	5.150	5.400	8.650	7.250	7.250	
				ND: -0.100	
				Final: 13.450	8.950	10.100	14.050	11.550	10.750	68.850
				Place: 8T	14	15	11	14	14	15