







MAG - Elite Canada 2010 - Day 2

Meet Results / Resultats de competition Men - Tyro







Sunday, February 28, 11:30am

Place	Num	Name/Gym									AA
1	224	Joshua Stuart Richmond Gym, BC	Prelims	Diff:	5.000	5.000	5.000	4.500	2.800	5.000	82.000
				Exec:	9.300	9.350	8.850	9.400	8.150	9.550	
				ND:	.	0.100	
				Final:	14.300	14.450	13.850	13.900	10.950	14.550	
				Final:	14.300	14.450	13.850	13.900	10.950	14.550	
			Finals	Diff:	4.500	4.400	4.400	3.600	3.600	4.200	77.350
				Exec:	9.000	8.250	8.850	9.450	8.650	8.450	
				ND:	-0.300	0.100	0.100	.	.	0.100	
				Final:	13.200	12.750	13.350	13.050	12.250	12.750	
				Final:	13.200	12.750	13.350	13.050	12.250	12.750	
Combined Total: 159.350											
2	209	Scott Nabata KATTS, BC	Prelims	Diff:	5.000	5.000	5.000	4.500	5.000	5.000	79.650
				Exec:	8.900	7.750	7.900	8.900	8.150	8.450	
				ND:	.	0.100	
				Final:	13.900	12.850	12.900	13.400	13.150	13.450	
				Final:	13.900	12.850	12.900	13.400	13.150	13.450	
			Finals	Diff:	4.500	3.700	4.100	3.000	4.300	3.900	74.950
				Exec:	8.900	8.750	8.750	8.750	7.050	9.150	
				ND:	.	0.100	
				Final:	13.400	12.550	12.850	11.750	11.350	13.050	
				Final:	13.400	12.550	12.850	11.750	11.350	13.050	
Combined Total: 154.600											
3	201	Zachary Clay Twisters Gym, BC	Prelims	Diff:	5.000	5.000	5.000	4.500	5.000	4.300	81.050
				Exec:	7.900	9.750	7.900	9.650	8.550	8.400	
				ND:	.	0.100	
				Final:	12.900	14.850	12.900	14.150	13.550	12.700	
				Final:	12.900	14.850	12.900	14.150	13.550	12.700	
			Finals	Diff:	4.100	3.500	2.500	3.600	4.300	3.200	69.900
				Exec:	8.600	6.350	7.900	9.300	8.750	7.600	
				ND:	.	0.100	.	.	.	0.100	
				Final:	12.700	9.950	10.400	12.900	13.050	10.900	
				Final:	12.700	9.950	10.400	12.900	13.050	10.900	
Combined Total: 150.950											
4	223	Cory Paterson Oakville, ON	Prelims	Diff:	3.200	5.000	5.000	4.500	5.000	5.000	78.850
				Exec:	8.400	9.150	8.650	8.100	7.300	9.350	
				ND:	.	0.100	.	.	.	0.100	
				Final:	11.600	14.250	13.650	12.600	12.300	14.450	
				Final:	11.600	14.250	13.650	12.600	12.300	14.450	
			Finals	Diff:	3.600	3.600	3.500	2.800	4.300	4.100	71.450
				Exec:	8.200	7.950	6.700	9.250	9.000	8.250	
				ND:	0.100	0.100	
				Final:	11.900	11.650	10.200	12.050	13.300	12.350	
				Final:	11.900	11.650	10.200	12.050	13.300	12.350	
Combined Total: 150.300											
5	226	Gordie Kordas Surrey Gym, BC	Prelims	Diff:	5.000	5.000	5.000	4.500	2.800	5.000	77.350
				Exec:	8.400	8.050	8.200	8.750	7.500	8.850	
				ND:	.	0.100	0.100	.	.	0.100	
				Final:	13.400	13.150	13.300	13.250	10.300	13.950	
				Final:	13.400	13.150	13.300	13.250	10.300	13.950	
			Finals	Diff:	4.000	3.900	4.000	3.000	3.600	3.300	70.750
				Exec:	9.100	5.400	8.400	9.100	8.200	8.550	
				ND:	0.100	0.100	
				Final:	13.200	9.400	12.400	12.100	11.800	11.850	
				Final:	13.200	9.400	12.400	12.100	11.800	11.850	
Combined Total: 148.100											

MAG - Elite Canada 2010 - Day 2

Meet Results / Resultats de competition Men - Tyro







Sunday, February 28, 11:30am

Place	Num	Name/Gym									AA			
6	221	Matthew Halickman IMCO, QC	Prelims	Diff:	5.000	3.200	5.000	3.000	5.000	3.200	75.550			
				Exec:	8.450	7.500	8.000	9.500	8.250	9.350				
				ND:	.	0.100				
				Final:	13.450	10.800	13.000	12.500	13.250	12.550				
			Finals	Diff:	4.500	2.900	3.100	2.800	3.600	2.600				
				Exec:	7.550	6.700	7.550	9.000	9.050	6.850				
				ND:	.	0.100	.	.	0.100	.				
				Final:	12.050	9.700	10.650	11.800	12.750	9.450				
				Combined Total:										
				141.950										
7	227	Thomas Kasting Phoenix Gym, BC	Prelims	Diff:	5.000	5.000	5.000	4.500	5.000	5.000	77.500			
				Exec:	9.000	6.800	7.200	7.650	8.050	9.200				
				ND:	.	0.100				
				Final:	14.000	11.900	12.200	12.150	13.050	14.200				
			Finals	Diff:	4.700	2.900	3.200	3.000	4.300	3.200				
				Exec:	8.500	2.300	8.000	8.900	7.950	6.200				
				ND:	.	0.100				
				Final:	13.200	5.300	11.200	11.900	12.250	9.400				
				Combined Total:										
				140.750										
8	206	Aaron Mah Phoenix Gym, BC	Prelims	Diff:	5.000	4.400	5.000	3.000	2.000	5.000	72.300			
				Exec:	8.950	5.300	6.550	9.550	7.900	9.550				
				ND:	0.100				
				Final:	14.050	9.700	11.550	12.550	9.900	14.550				
			Finals	Diff:	4.400	3.000	3.200	2.800	4.100	3.800				
				Exec:	8.450	4.900	7.400	8.550	7.450	8.950				
				ND:	.	0.100	.	.	0.100	.				
				Final:	12.850	8.000	10.600	11.350	11.650	12.750				
				Combined Total:										
				139.500										
9	200	Jazz Clapham Harbour City Gym, BC	Prelims	Diff:	5.000	2.300	2.500	4.500	2.800	5.000	67.400			
				Exec:	7.400	6.600	6.400	8.050	8.750	7.900				
				ND:	0.100	0.100				
				Final:	12.500	9.000	8.900	12.550	11.550	12.900				
			Finals	Diff:	4.200	3.700	3.900	3.000	4.100	3.200				
				Exec:	8.300	8.150	8.050	9.200	8.750	7.100				
				ND:	0.100				
				Final:	12.500	11.850	11.950	12.200	12.850	10.400				
				Combined Total:										
				139.150										
10	213	Aiden Marsden Capital City, AB	Prelims	Diff:	5.000	0.200	5.000	5.000	5.000	5.000	68.800			
				Exec:	6.600	6.500	6.400	8.700	6.500	8.600				
				ND:	.	0.100	0.100	.	.	0.100				
				Final:	11.600	6.800	11.500	13.700	11.500	13.700				
			Finals	Diff:	3.500	3.000	3.900	3.000	4.300	2.600				
				Exec:	6.950	5.900	7.800	9.400	7.750	7.250				
				ND:	.	0.100				
				Final:	10.450	9.000	11.700	12.400	12.050	9.850				
				Combined Total:										
				134.250										

MAG - Elite Canada 2010 - Day 2

Meet Results / Resultats de competition Men - Tyro

Sunday, February 28, 11:30am

Place	Num	Name/Gym								AA	
11	208	Teagen Marsden Capital City, AB	Prelims	Diff:	1.800	0.200	2.500	3.000	5.000	5.000	61.550
				Exec:	6.750	6.700	5.550	9.250	6.900	8.900	
				ND:	
				Final:	8.550	6.900	8.050	12.250	11.900	13.900	
			Finals	Diff:	4.000	2.900	2.400	2.800	3.500	2.600	
				Exec:	6.500	5.550	3.600	8.550	7.850	7.850	
				ND:	0.100	
				Final:	10.600	8.450	6.000	11.350	11.350	10.450	
Combined Total:										119.750	
12	203	Taylor Jackle Spriggs Ottawa Gym, ON	Prelims	Diff:	5.000	3.800	5.000	3.000	0.500	5.000	64.150
				Exec:	6.700	6.800	3.250	9.400	7.200	8.300	
				ND:	.	0.100	.	.	.	0.100	
				Final:	11.700	10.700	8.250	12.400	7.700	13.400	
			Finals	Diff:	0.000	4.100	2.400	0.000	2.800	2.400	
				Exec:	0.000	6.950	8.300	0.000	6.000	6.400	
				ND:	.	0.100	.	.	.	-1.000	
				Final:	0.000	11.150	10.700	0.000	8.800	7.800	
Combined Total:										102.600	