

2010 Winter Cup Prelims







Meet Results

Feb 4, 2010

Men / SR

Session: All







Judge's Signatures

Rank	Num	Name	Gym							AA
1	16	Christopher Brooks	Oklahoma	Diff: 6.100	5.000	5.800	6.600	6.000	6.900	
				Exec: 8.300	7.550	8.850	9.700	8.800	8.700	
				ND:						
				Final: 14.400	12.550	14.650	16.300	14.800	15.600	88.300
				Place: 14T	54T	5	1	2T	1	1
2	11	Jonathan Horton	Cypress Academy	Diff: 6.200	5.200	6.600	6.600	5.800	6.900	
				Exec: 7.950	8.700	8.100	9.150	7.650	8.250	
				ND: -0.300				-0.300		
				Final: 13.850	13.900	14.700	15.750	13.150	15.150	86.500
				Place: 31T	15T	4	10*	37T	2	2
3	41	Danell Leyva	Universal	Diff: 6.100	5.600	5.700	6.200	6.300	6.700	
				Exec: 7.450	8.300	8.550	9.100	9.100	7.100	
				ND:			-0.100			
				Final: 13.550	13.900	14.250	15.200	15.400	13.800	86.100
				Place: 44T	15T	8T	37*	1	16T	3
4	28	Tim Gentry	Stanford	Diff: 5.800	5.000	6.300	6.600	4.900	5.400	
				Exec: 8.850	8.550	8.600	8.300	9.100	8.200	
				ND:						
				Final: 14.650	13.550	14.900	14.900	14.000	13.600	85.600
				Place: 6T	26*	2	50T	16	20	4
5	6	Jacob Bateman	USOTC	Diff: 6.200	5.000	6.100	6.600	5.600	6.200	
				Exec: 8.400	8.650	7.650	9.150	8.200	7.700	
				ND: -0.100						
				Final: 14.500	13.650	13.750	15.750	13.800	13.900	85.350
				Place: 9T	22T	21T	10*	23	11T	5
6	56	Alexander Naddour	Oklahoma	Diff: 5.700	5.900	4.800	6.200	5.400	5.000	
				Exec: 8.750	9.250	8.300	9.300	8.350	8.350	
				ND:						
				Final: 14.450	15.150	13.100	15.500	13.750	13.350	85.300
				Place: 12T	2	42T	19T	24T	26T	6
7	86	Brandon Wynn	Ohio State	Diff: 5.900	4.400	6.900	6.600	5.900	5.000	
				Exec: 8.600	8.500	8.250	9.450	8.050	7.550	
				ND:						
				Final: 14.500	12.900	15.150	16.050	13.950	12.550	85.100
				Place: 9T	43	1	4	17T	62T	7
8	29	David Henderson	USOTC	Diff: 5.600	5.100	6.100	6.200	5.600	5.400	
				Exec: 8.350	8.950	8.050	9.350	7.900	8.350	
				ND:						
				Final: 13.950	14.050	14.150	15.550	13.500	13.750	84.950
				Place: 28T	13	12T	17*	31	18T	8
9	8	Dylan Akers	Cypress Academy	Diff: 5.600	5.400	5.400	6.600	5.300	5.100	
				Exec: 8.800	8.800	8.450	8.900	8.300	8.250	
				ND:						
				Final: 14.400	14.200	13.850	15.500	13.600	13.350	84.900
				Place: 14T	11	19	19T	28T	26T	9
10	20	Chris Cameron	Michigan	Diff: 6.000	5.700	6.100	5.400	5.800	4.300	
				Exec: 9.050	8.650	8.100	9.000	8.700	8.000	
				ND:						
				Final: 15.050	14.350	14.200	14.400	14.500	12.300	84.800
				Place: 2	7T	10T	76*	6	68T	10

2010 Winter Cup Prelims

Meet Results







Feb 4, 2010

Rank	Num	Name	Gym							AA
11T	36	Christopher Maestas	Gold Cup	Diff: 5.500	5.700	6.300	6.200	5.800	4.800	
				Exec: 8.900	8.200	8.500	8.850	8.350	7.550	
				ND: .	.	.	-0.100	.	.	
				Final: 14.400	13.900	14.800	14.950	14.150	12.350	84.550
				Place: 14T	15T	3	48T	12T	67	11T
11T	10	Alexy Bilozertchev	Extreme Altitude	Diff: 6.000	5.600	4.600	6.200	5.100	5.600	
				Exec: 9.000	7.450	7.850	9.250	9.000	8.900	
				ND:	
				Final: 15.000	13.050	12.450	15.450	14.100	14.500	84.550
				Place: 3	42	56T	23*	15	3	11T
13	74	Mel Anton Santander	Michigan	Diff: 5.100	5.900	5.100	6.200	5.800	5.400	
				Exec: 8.450	8.250	8.600	9.250	7.900	8.500	
				ND:	
				Final: 13.550	14.150	13.700	15.450	13.700	13.900	84.450
				Place: 44T	12	24T	23*	27	11T	13
14T	24	Jacob Dalton	Oklahoma	Diff: 6.500	4.200	5.600	6.600	5.800	5.700	
				Exec: 7.700	7.950	8.400	9.350	8.450	8.350	
				ND: -0.400	
				Final: 13.800	12.150	14.000	15.950	14.250	14.050	84.200
				Place: 35T	62T	16T	7	11	8	14T
14T	50	Steven Legendre	Oklahoma	Diff: 6.800	5.400	5.600	6.600	5.800	5.400	
				Exec: 8.450	8.200	8.100	9.650	7.050	7.150	
				ND:	
				Final: 15.250	13.600	13.700	16.250	12.850	12.550	84.200
				Place: 1	24T	24T	2*	45T	62T	14T
16	53	Tyler Mizoguchi	Illinois	Diff: 6.300	5.600	6.000	6.600	6.200	5.100	
				Exec: 8.550	7.800	7.200	8.000	8.600	7.950	
				ND:	
				Final: 14.850	13.400	13.200	14.600	14.800	13.050	83.900
				Place: 4T	32	40	69T	2T	38*	16
17	118	John Robinson	Nebraska	Diff: 5.600	5.100	5.400	6.600	5.400	4.900	
				Exec: 8.150	8.250	8.550	9.400	8.550	7.850	
				ND:	
				Final: 13.750	13.350	13.950	16.000	13.950	12.750	83.750
				Place: 37T	33T	18	5T	17T	53T	17
18	60	John Orozco	World Cup	Diff: 5.400	5.700	5.900	6.200	5.700	5.500	
				Exec: 7.800	7.950	8.150	9.050	8.600	7.850	
				ND: -0.100	
				Final: 13.100	13.650	14.050	15.250	14.300	13.350	83.700
				Place: 61T	22T	14*	36	8T	26T	18
19	15	Andrew Elkind	USOTC	Diff: 5.500	5.600	5.400	5.800	5.900	5.500	
				Exec: 8.950	7.200	8.050	9.550	8.650	7.550	
				ND:	
				Final: 14.450	12.800	13.450	15.350	14.550	13.050	83.650
				Place: 12T	46T	29T	30T	5	38T	19
20T	79	Jesse Silverstein	US Gym Dev Ctr II	Diff: 5.900	4.800	5.500	6.600	5.600	5.100	
				Exec: 8.050	7.650	8.650	9.050	8.750	7.950	
				ND: -0.100	
				Final: 13.850	12.450	14.150	15.650	14.350	13.050	83.500
				Place: 31T	57	12T	13T	7	38*	20T

2010 Winter Cup Prelims

Meet Results







Feb 4, 2010

Rank	Num	Name	Gym							AA
20T	13	Bryan Del Castillo	Berkeley	Diff: 6.100	5.300	5.300	6.200	5.700	5.700	
				Exec: 7.800	9.050	7.500	9.300	8.450	7.400	
				ND: -0.300						
				Final: 13.600	14.350	12.800	15.500	14.150	13.100	83.500
				Place: 42T	7T	51T	19T	12T	35T	20T
22	19	Alexander Buscaglia	Stanford	Diff: 6.500	4.000	5.500	6.400	5.300	6.500	
				Exec: 7.900	7.750	7.900	9.600	8.450	7.350	
				ND: -0.100						
				Final: 14.300	11.750	13.400	16.000	13.750	13.850	83.050
				Place: 18T	69	31T	5T	24T	14T	22
23	65	Christopher Turner	West Coast	Diff: 4.800	5.800	4.600	6.200	5.000	5.000	
				Exec: 8.300	7.700	8.700	9.000	9.300	8.900	
				ND: -0.500						
				Final: 12.600	13.500	13.300	15.200	14.300	13.900	82.800
				Place: 73T	29T	35T	37T	8T	11T	23
24	120	Kyle Shanahan	Nebraska	Diff: 5.700	5.400	5.200	5.400	5.100	6.000	
				Exec: 8.200	8.550	8.300	9.350	7.750	7.800	
				ND:						
				Final: 13.900	13.950	13.500	14.750	12.850	13.800	82.750
				Place: 30	14	26T	64*	45T	16T	24
25	95	Aaron Fortunato	Minnesota	Diff: 5.300	4.900	4.100	5.400	5.400	5.500	
				Exec: 8.450	7.900	9.350	9.400	8.550	8.500	
				ND: -0.100						
				Final: 13.650	12.800	13.450	14.800	13.950	14.000	82.650
				Place: 41	46T	29T	60*	17T	9	25
26	51	Edward Mesa	Universal	Diff: 6.000	5.700	5.700	6.200	5.600	5.600	
				Exec: 8.500	7.900	8.500	8.750	7.600	6.500	
				ND:			-0.100			
				Final: 14.500	13.600	14.200	14.850	13.200	12.100	82.450
				Place: 9T	24T	10T	58T	35T	74*	26
27	55	Yoshi Mori	Illinois	Diff: 5.500	4.600	5.400	6.200	5.300	5.400	
				Exec: 7.800	8.550	7.900	9.350	8.850	7.950	
				ND: -0.300			-0.100			
				Final: 13.000	13.150	13.300	15.450	14.150	13.350	82.400
				Place: 65	38T	35T	23T	12T	26T	27
28	12	Joshua Dixon	Stanford	Diff: 6.200	5.300	5.300	6.200	5.000	5.700	
				Exec: 8.550	7.900	7.800	9.250	6.600	8.600	
				ND: -0.100						
				Final: 14.650	13.200	13.100	15.450	11.600	14.300	82.300
				Place: 6T	37	42T	23*	80T	4	28
29	125	Andrew Stover	UIC	Diff: 4.800	4.500	5.200	6.200	4.700	5.400	
				Exec: 8.400	8.650	8.050	8.800	9.050	8.050	
				ND: -0.300			-0.100			
				Final: 12.900	13.150	13.250	14.900	13.750	13.450	81.400
				Place: 67T	38T	38T	50*	24T	22	29
30T	2	Thomas Kelley	Michigan	Diff: 5.400	4.400	6.100	5.800	5.400	5.600	
				Exec: 8.050	9.100	8.150	9.100	7.550	6.000	
				ND:			-0.100			
				Final: 13.450	13.500	14.250	14.800	12.950	11.600	80.550
				Place: 49T	29T	8T	60T	44	85	30T

2010 Winter Cup Prelims

Meet Results







Feb 4, 2010

Rank	Num	Name	Gym							AA
30T	73	Paul Ruggeri III	Illinois	Diff: 5.300	4.500	4.700	6.600	6.000	6.100	
				Exec: 7.850	7.400	7.450	9.650	7.850	7.150	
				ND:						
				Final: 13.150	11.900	12.150	16.250	13.850	13.250	80.550
				Place: 59T	65	66T	2*	21T	31T	30T
30T	49	Sean Melton	Orlando Metro	Diff: 5.600	5.000	4.900	5.800	5.200	5.200	
				Exec: 7.700	8.250	8.900	9.100	7.350	7.550	
				ND:						
				Final: 13.300	13.250	13.800	14.900	12.550	12.750	80.550
				Place: 55T	36	20	50T	57T	53T	30T
33	109	Patrick McLaughlin	Temple	Diff: 5.800	5.300	5.000	6.600	5.100	5.300	
				Exec: 8.550	7.450	7.650	8.900	6.500	7.600	
				ND:						
				Final: 14.350	12.750	12.650	15.500	11.600	12.900	79.750
				Place: 17	48T	53T	19T	80T	47T	33
34	30	Jake Martin	Orlando Metro	Diff: 5.700	5.200	5.300	6.200	5.000	5.700	
				Exec: 8.350	7.450	8.050	9.000	7.550	6.200	
				ND:						
				Final: 14.050	12.650	13.350	15.200	12.550	11.900	79.700
				Place: 24T	51T	33T	37*	57T	79T	34
35T	43	Adrian De Los Angeles	SCATS	Diff: 5.300	5.000	5.000	5.400	5.000	4.300	
				Exec: 8.150	8.800	7.200	9.300	8.450	7.600	
				ND:						
				Final: 13.450	13.800	12.200	14.700	13.450	11.900	79.500
				Place: 49T	20T	65	67T	32T	79T	35T
35T	76	Daniel Potemski	Cypress Academy	Diff: 5.200	4.600	4.500	6.200	5.000	4.300	
				Exec: 8.300	7.800	7.850	9.100	8.050	8.700	
				ND:			-0.100			
				Final: 13.500	12.400	12.350	15.200	13.050	13.000	79.500
				Place: 48	58	61T	37*	40T	42T	35T
37	59	Samuel Mikulak	SCATS	Diff: 5.400	5.000	5.500	6.600	4.600	5.500	
				Exec: 8.050	7.600	7.500	9.250	6.600	7.450	
				ND:						
				Final: 13.450	12.600	13.000	15.850	11.200	12.950	79.050
				Place: 49T	53	48T	8	88	45T	37
38	42	Ryan Lieberman	Stanford	Diff: 5.200	5.300	5.900	6.200	6.100	4.900	
				Exec: 6.900	7.050	6.900	8.750	8.200	7.400	
				ND:						
				Final: 12.100	12.350	12.800	14.950	14.300	12.300	78.800
				Place: 89T	59	51T	48T	8T	68T	38
39	126	Alex Strait	Champions	Diff: 5.100	4.000	5.100	6.200	5.000	3.700	
				Exec: 8.650	6.950	8.150	9.100	8.200	8.050	
				ND:						
				Final: 13.750	10.950	13.250	15.300	13.200	11.750	78.200
				Place: 37T	78	38T	35	35T	82T	39
40	114	Richard Pariseau	USOTC	Diff: 5.400	5.000	5.000	6.600	5.000	4.700	
				Exec: 7.550	8.550	5.200	8.500	8.150	8.500	
				ND:						
				Final: 12.950	13.550	10.200	15.100	13.150	13.200	78.150
				Place: 66	26*	85	42T	37T	33	40

2010 Winter Cup Prelims

Meet Results







Feb 4, 2010

Rank	Num	Name	Gym							AA
41	40	Danny Berardini	Buffalo Grove	Diff: 4.600	4.900	4.500	5.400	4.700	4.800	
				Exec: 8.550	6.600	8.550	9.350	7.850	8.200	
				ND: _____	_____	_____	_____	_____	_____	
				Final: 13.150	11.500	13.050	14.750	12.550	13.000	78.000
				Place: 59T	72	45T	64*	57T	42T	41
42	78	Christopher Schaaf	Cypress Academy	Diff: 5.000	4.900	4.600	5.400	4.900	4.800	
				Exec: 7.150	8.450	7.800	9.400	7.750	7.700	
				ND: _____	_____	_____	_____	_____	_____	
				Final: 12.150	13.350	12.400	14.800	12.650	12.500	77.850
				Place: 86T	33T	58T	60*	52T	64	42
43	69	Alexander Barrera	Universal	Diff: 5.100	5.200	5.600	5.800	5.200	4.900	
				Exec: 7.300	7.550	7.900	9.000	7.050	7.100	
				ND: -0.200	_____	_____	_____	_____	_____	
				Final: 12.200	12.750	13.500	14.800	12.250	12.000	77.500
				Place: 83T	48T	26T	60T	64	78	43
44	102	Craig Hernandez	Buffalo Grove	Diff: 5.200	5.800	4.700	4.600	4.900	3.700	
				Exec: 8.350	8.850	7.550	9.050	7.000	7.500	
				ND: _____	_____	_____	_____	_____	_____	
				Final: 13.550	14.650	12.250	13.650	11.900	11.200	77.200
				Place: 44T	5	63T	92	73T	89	44
45	48	Maximilian Mayr	Universal	Diff: 5.200	5.000	4.800	5.000	5.200	5.100	
				Exec: 7.550	7.250	8.950	9.200	7.400	6.250	
				ND: -0.300	_____	_____	_____	_____	_____	
				Final: 12.450	12.250	13.750	14.200	12.600	11.350	76.600
				Place: 78	61	21T	79T	55T	87	45
46	46	Joseph Hodges	Rochester	Diff: 4.900	4.600	4.500	5.400	4.900	4.700	
				Exec: 6.850	6.700	7.900	8.850	8.500	8.700	
				ND: _____	_____	_____	-0.100	_____	_____	
				Final: 11.750	11.300	12.400	14.150	13.400	13.400	76.400
				Place: 94	75	58T	84	34	23T	46
47T	93	Tyler Evans	Springfield	Diff: 5.300	4.000	4.700	6.200	4.900	4.800	
				Exec: 8.000	6.900	7.800	9.450	7.900	6.300	
				ND: _____	_____	_____	_____	_____	_____	
				Final: 13.300	10.900	12.500	15.650	12.800	11.100	76.250
				Place: 55T	79	55	13T	49T	90	47T
47T	64	Jonathan Buese	Iowa	Diff: 5.300	4.800	5.700	5.400	4.900	5.200	
				Exec: 7.700	7.700	7.400	7.350	7.950	7.450	
				ND: -0.300	_____	_____	-0.300	_____	_____	
				Final: 12.700	12.500	13.100	12.450	12.850	12.650	76.250
				Place: 71T	56	42T	96	45T	60	47T
49T	84	Shaun Antonio	Eagle Ridge	Diff: 5.600	5.600	4.400	6.600	5.200	5.300	
				Exec: 8.300	8.200	6.700	8.100	5.350	6.950	
				ND: -0.500	_____	_____	_____	_____	_____	
				Final: 13.400	13.800	11.100	14.700	10.550	12.250	75.800
				Place: 52	20T	81	67T	92T	70T	49T
49T	7	Aristo Barrera	Universal	Diff: 4.900	5.500	5.200	5.400	4.900	5.300	
				Exec: 7.400	5.600	7.750	8.550	7.550	7.950	
				ND: -0.200	_____	_____	_____	_____	_____	
				Final: 12.100	11.100	12.950	13.950	12.450	13.250	75.800
				Place: 89T	77	50	89	60T	31T	49T

2010 Winter Cup Prelims

Meet Results







Feb 4, 2010

Rank	Num	Name	Gym							AA
49T	91	Colton Wulf	5280 Gym	Diff: 5.300	4.800	4.100	6.200	4.500	4.800	
				Exec: 7.900	7.350	7.650	8.250	7.300	8.150	
				ND: -0.500						
				Final: 12.700	12.150	11.750	14.450	11.800	12.950	75.800
				Place: 71T	62T	75	73T	77T	45T	49T
52	104	Seung Tai Lee	Ohio State	Diff: 5.400	5.600	6.000	6.200	5.400	5.600	
				Exec: 6.750	6.200	7.050	8.500	6.500	6.500	
				ND:			-0.100			
				Final: 12.150	11.800	13.050	14.600	11.900	12.100	75.600
				Place: 86T	66T	45T	69T	73T	74*	52
53	88	Jordan Valdez	Champions	Diff: 5.000	4.100	4.000	5.400	4.900	4.800	
				Exec: 8.200	7.450	7.650	9.100	7.900	7.450	
				ND:			-0.400			
				Final: 13.200	11.550	11.650	14.100	12.800	12.250	75.550
				Place: 58	71	77	85T	49T	70T	53
54	45	Jesse Glenn	SCATS	Diff: 5.200	4.400	4.600	6.200	4.800	5.200	
				Exec: 7.750	6.250	8.050	9.250	6.100	7.900	
				ND: -0.100			-0.100			
				Final: 12.850	10.650	12.650	15.350	10.900	13.100	75.500
				Place: 69T	82T	53T	30T	90	35*	54
55	31	Wasef Burbar	Buffalo Grove	Diff: 4.900	4.500	4.500	5.400	4.400	5.300	
				Exec: 6.900	7.300	7.750	9.000	7.500	7.700	
				ND: -0.100						
				Final: 11.700	11.800	12.250	14.400	11.900	13.000	75.050
				Place: 95	66T	63T	76*	73T	42T	55
56	4	Wyatt Aycok	Orlando Metro	Diff: 4.800	4.700	5.100	5.000	4.500	4.400	
				Exec: 7.850	6.700	7.050	8.700	7.700	8.350	
				ND: -0.100						
				Final: 12.550	11.400	12.150	13.700	12.200	12.750	74.750
				Place: 76T	73T	66*	91	65	53T	56
57	52	Alex Powarzynski	SCATS	Diff: 5.000	4.200	3.900	5.400	4.000	4.500	
				Exec: 8.050	8.350	7.000	9.450	5.500	8.350	
				ND:						
				Final: 13.050	12.550	10.900	14.850	9.500	12.850	73.700
				Place: 63T	54T	83	58T	95	50	57
58	127	Alexander Tighe	Temple	Diff: 4.600	5.100	4.700	4.800	4.700	4.900	
				Exec: 9.150	6.100	7.100	8.150	5.950	7.800	
				ND:						
				Final: 13.750	11.200	11.800	12.950	10.650	12.700	73.050
				Place: 37T	76	74	94	91	56T	58
59	85	Allan Malone	Temple	Diff: 5.300	4.300	5.000	5.400	4.300	4.300	
				Exec: 8.050	5.950	6.950	8.800	8.550	6.000	
				ND:						
				Final: 13.350	10.250	11.950	14.200	12.850	10.300	72.900
				Place: 53T	87	71T	79T	45T	93	59
60	82	Charles Baysinger	Sun Devil	Diff: 4.600	3.500	4.800	5.400	4.200	4.500	
				Exec: 8.050	7.900	6.350	8.600	7.150	7.900	
				ND: -0.100						
				Final: 12.550	11.400	11.150	14.000	11.350	12.400	72.850
				Place: 76T	73T	80	88	82	65*	60

2010 Winter Cup Prelims

Meet Results







Feb 4, 2010

Rank	Num	Name	Gym							AA
61	62	Jacoby Rubin	Buffalo Grove	Diff: 4.600	5.000	3.900	6.200	4.900	4.400	
				Exec: 8.000	6.950	7.950	9.400	3.700	7.100	
				ND:						
				Final: 12.600	11.950	11.850	15.600	8.600	11.500	72.100
				Place: 73T	64	73	15T	96	86	61
62	100	Frank Grillo	Vitaly Scherbo	Diff: 4.200	4.400	3.500	5.400	4.600	4.500	
				Exec: 8.000	7.400	6.150	7.500	8.050	8.300	
				ND:			-0.100			
				Final: 12.200	11.800	9.650	12.800	12.650	12.800	71.900
				Place: 83T	66T	86	95	52T	51T	62
63	89	Cale Robinson	Premier	Diff: 5.800	3.400	3.600	6.200	4.500	4.200	
				Exec: 6.850	8.200	7.450	7.150	7.400	7.050	
				ND: -0.400						
				Final: 12.250	11.600	11.050	13.350	11.900	11.250	71.400
				Place: 82	70	82	93	73T	88	63
64	124	Luke Stannard	Illinois	Diff: 5.800	6.700	0.000	6.200	4.900	5.300	
				Exec: 8.250	8.200	0.000	9.150	7.500	8.850	
				ND:						
				Final: 14.050	14.900	0.000	15.350	12.400	14.150	70.850
				Place: 24T	4	87*	30T	62	6	64
65	130	Mario West	Preston	Diff: 4.600	4.500	4.800	6.200	3.400	4.000	
				Exec: 8.600	6.350	8.550	8.800	4.900	5.900	
				ND: -0.300			-0.100			
				Final: 12.900	10.850	13.350	14.900	8.300	9.900	70.200
				Place: 67T	80T	33T	50*	97	94	65
66	75	Zachary Chase	Cascade Elite	Diff: 5.600	4.000	5.000	6.600	4.200	3.700	
				Exec: 7.100	5.950	6.700	7.700	7.050	6.950	
				ND: -0.400			-0.100			
				Final: 12.300	9.950	11.700	14.200	11.250	10.650	70.050
				Place: 80T	90	76	79T	85T	92	66
67	132	Calvin Wilkerson	Sun Devil	Diff: 5.100	3.400	4.200	5.400	3.900	4.600	
				Exec: 7.400	5.700	6.150	8.650	8.200	7.250	
				ND: -0.500						
				Final: 12.000	9.100	10.350	14.050	12.100	11.850	69.450
				Place: 92	94	84	87	67T	81	67
68	112	Craig Padera Jr.	Illinois	Diff: 5.700	5.500	0.000	6.200	5.600	6.100	
				Exec: 7.850	7.350	0.000	8.700	6.500	8.000	
				ND:			-0.400			
				Final: 13.550	12.850	0.000	14.500	12.100	14.100	67.100
				Place: 44T	44T	87*	72	67T	7	68
69	38	Harris Coleman	Minnesota	Diff: 5.500	5.800	0.000	5.400	4.300	4.900	
				Exec: 7.350	8.050	0.000	8.400	6.800	8.000	
				ND:						
				Final: 12.850	13.850	0.000	13.800	11.100	12.900	64.500
				Place: 69T	19	87*	90	89	47T	69
70T	81	Andre Berry	Minnesota	Diff: 5.600	5.300	0.000	6.600	5.300	5.200	
				Exec: 6.800	5.200	0.000	8.750	7.150	8.150	
				ND: -0.100						
				Final: 12.300	10.500	0.000	15.350	12.450	13.350	63.950
				Place: 80T	84	87*	30*	60T	26T	70T

2010 Winter Cup Prelims

Meet Results







Feb 4, 2010

Rank	Num	Name	Gym							AA
70T	37	Vladislav Klurman	Penn State	Diff: 5.700	5.500	6.000	6.600	5.400	0.000	
				Exec: 5.700	7.600	6.000	8.750	6.700	0.000	
				ND:						
				Final: 11.400	13.100	12.000	15.350	12.100	0.000	63.950
				Place: 98	41	70	30*	67T	96*	70T
72	111	Christopher Mooney	Temple	Diff: 5.500	5.200	5.100	0.000	4.400	4.800	
				Exec: 8.350	7.100	8.200	0.000	7.900	7.400	
				ND: -0.500						
				Final: 13.350	12.300	13.300	0.000	12.300	12.200	63.450
				Place: 53T	60	35T	97*	63	72	72
73	103	Benjamin Ketelsen	Iowa	Diff: 6.000	4.900	0.000	6.200	4.900	4.500	
				Exec: 7.750	5.450	0.000	8.900	6.850	7.900	
				ND:						
				Final: 13.750	10.350	0.000	15.100	11.750	12.400	63.350
				Place: 37T	85	87*	42T	79	65*	73
74	1	Spencer Johnson	Cypress Academy	Diff: 4.700	4.500	0.000	6.200	4.900	5.300	
				Exec: 7.250	5.100	0.000	8.800	8.700	7.400	
				ND:						
				Final: 11.950	9.600	0.000	15.000	13.600	12.700	62.850
				Place: 93	92	87*	45T	28T	56T	74
75	96	Alex Gaudaur	Sun Devil	Diff: 4.800	3.600	0.000	5.800	4.500	3.500	
				Exec: 7.400	7.250	0.000	9.250	8.150	8.150	
				ND:						
				Final: 12.200	10.850	0.000	15.050	12.650	11.650	62.400
				Place: 83T	80T	87*	44	52T	84	75
76	39	Christian Carmona	Aerial	Diff: 5.400	4.300	0.000	5.800	4.100	4.700	
				Exec: 7.900	5.850	0.000	9.200	7.150	7.450	
				ND:						
				Final: 13.300	10.150	0.000	15.000	11.250	12.150	61.850
				Place: 55T	88T	87*	45T	85T	73	76
77	110	Nash Mills	Air Force	Diff: 5.300	0.000	5.200	6.200	5.300	5.000	
				Exec: 6.850	0.000	6.750	8.650	6.800	6.000	
				ND:			-0.400	-0.300		
				Final: 12.150	0.000	11.950	14.450	11.800	11.000	61.350
				Place: 86T	95*	71T	73T	77T	91	77
78	131	Chad Wiest	Illinois	Diff: 6.700	0.000	0.000	6.200	5.500	5.000	
				Exec: 8.150	0.000	0.000	9.550	7.950	8.150	
				ND:						
				Final: 14.850	0.000	0.000	15.750	13.450	13.150	57.200
				Place: 4T	95*	87*	10T	32T	34	78
79	26	Kevin Tan	Penn State	Diff: 0.000	5.700	6.400	0.000	5.700	5.500	
				Exec: 0.000	8.650	7.600	0.000	9.050	8.450	
				ND:						
				Final: 0.000	14.350	14.000	0.000	14.750	13.950	57.050
				Place: 100*	7T	16T	97*	4	10	79
80	58	Philip Onorato	Ohio State	Diff: 5.700	0.000	6.100	6.600	5.500	0.000	
				Exec: 8.600	0.000	7.300	8.400	8.350	0.000	
				ND:			-0.100			
				Final: 14.300	0.000	13.400	14.900	13.850	0.000	56.450
				Place: 18T	95*	31T	50T	21T	96*	80

2010 Winter Cup Prelims

Meet Results







Feb 4, 2010

Rank	Num	Name	Gym							AA
81	101	Eric Haeussler	Berkeley	Diff: 5.900	0.000	0.000	6.200	5.800	5.200	
				Exec: 8.050	0.000	0.000	8.800	7.800	7.700	
				ND: -0.100			-0.100			
				Final: 13.850	0.000	0.000	14.900	13.600	12.900	55.250
				Place: 31T	95*	87*	50*	28T	47T	81
82	128	Joel Uptmor	Air Force	Diff: 5.200	0.000	5.100	6.200	0.000	4.400	
				Exec: 8.150	0.000	7.300	9.200	0.000	7.650	
				ND: -0.300						
				Final: 13.050	0.000	12.400	15.400	0.000	12.050	52.900
				Place: 63T	95*	58T	28T	98*	77	82
83	134	Sacher Tall	Isreal*	Diff: 5.700	0.000	5.900	5.400	4.400	0.000	
				Exec: 8.600	0.000	8.150	8.800	6.150	0.000	
				ND: -0.300						
				Final: 14.000	0.000	14.050	14.200	10.550	0.000	52.800
				Place: 27	95*	14*	79T	92T	96*	83
84T	68	Tory Brown	Air Force	Diff: 5.200	0.000	0.000	6.200	4.800	4.500	
				Exec: 7.000	0.000	0.000	9.500	7.300	8.100	
				ND: -0.700			-0.100			
				Final: 11.500	0.000	0.000	15.600	12.100	12.600	51.800
				Place: 96	95*	87*	15T	67T	61	84T
84T	21	Alexander Artemev	5280 Gym	Diff: 4.900	4.300	0.000	0.000	5.700	4.400	
				Exec: 7.500	8.550	0.000	0.000	7.350	9.100	
				ND: -						
				Final: 12.400	12.850	0.000	0.000	13.050	13.500	51.800
				Place: 79	44T	87*	97*	40T	21	84T
86	116	Sean Regan	Ohio State	Diff: 0.000	4.700	5.500	0.000	4.600	5.000	
				Exec: 0.000	5.950	6.850	0.000	6.700	7.700	
				ND: -						
				Final: 0.000	10.650	12.350	0.000	11.300	12.700	47.000
				Place: 100*	82T	61T	97*	83T	56T	86
87	133	Tyler Williamson	Illinois	Diff: 6.100	0.000	6.200	6.200	0.000	0.000	
				Exec: 7.900	0.000	7.550	9.000	0.000	0.000	
				ND: -0.200						
				Final: 13.800	0.000	13.750	15.200	0.000	0.000	42.750
				Place: 35T	95*	21T	37*	98*	96*	87
88	122	Sam Softich	Washington	Diff: 0.000	3.300	3.700	0.000	4.200	2.500	
				Exec: 0.000	7.000	7.850	0.000	8.400	5.650	
				ND: -						
				Final: 0.000	10.300	11.550	0.000	12.600	8.150	42.600
				Place: 100*	86	78	97*	55T	95	88
89	32	Randall Heflin	HGA	Diff: 5.700	5.300	0.000	6.600	0.000	0.000	
				Exec: 8.250	8.600	0.000	8.100	0.000	0.000	
				ND: -			-0.300			
				Final: 13.950	13.900	0.000	14.400	0.000	0.000	42.250
				Place: 28T	15T	87*	76T	98*	96*	89
90	90	James Brochero	Colombia*	Diff: 0.000	6.100	5.500	0.000	5.500	0.000	
				Exec: 0.000	8.400	7.650	0.000	7.650	0.000	
				ND: -						
				Final: 0.000	14.500	13.150	0.000	13.150	0.000	40.800
				Place: 100*	6	41	97*	37T	96*	90

2010 Winter Cup Prelims

Meet Results







Feb 4, 2010

Rank	Num	Name	Gym							AA
91	22	Matthew Greenfield	Penn State	Diff: 4.700	0.000	0.000	6.200	0.000	5.200	
				Exec: 7.900	0.000	0.000	8.700	0.000	7.900	
				ND:						
				Final: 12.600	0.000	0.000	14.900	0.000	13.100	40.600
				Place: 73T	95*	87*	50T	98*	35*	91
92T	129	Nick Virbitsky	Penn State	Diff: 5.900	0.000	0.000	6.200	0.000	5.200	
				Exec: 8.350	0.000	0.000	8.350	0.000	6.550	
				ND:						
				Final: 14.250	0.000	0.000	14.550	0.000	11.750	40.550
				Place: 20T	95*	87*	71	98*	82T	92T
92T	123	Joshua Spencer	Springfield	Diff: 0.000	0.000	4.500	5.400	0.000	4.500	
				Exec: 0.000	0.000	8.500	9.350	0.000	8.300	
				ND:						
				Final: 0.000	0.000	13.000	14.750	0.000	12.800	40.550
				Place: 100*	95*	48T	64*	98*	51T	92T
94	94	Cameron Foreman	Stanford	Diff: 5.500	0.000	0.000	0.000	5.800	5.500	
				Exec: 8.550	0.000	0.000	0.000	7.200	7.900	
				ND:						
				Final: 14.050	0.000	0.000	0.000	13.000	13.400	40.450
				Place: 24T	95*	87*	97*	42T	23T	94
95	72	Scott Bloomfield	Temple	Diff: 0.000	0.000	0.000	6.600	5.300	5.100	
				Exec: 0.000	0.000	0.000	8.800	5.950	8.750	
				ND:			-0.400			
				Final: 0.000	0.000	0.000	15.000	11.250	13.850	40.100
				Place: 100*	95*	87*	45T	85T	14T	95
96	70	Josh Bradley	Sun Devil	Diff: 4.400	0.000	5.100	6.200	0.000	0.000	
				Exec: 7.650	0.000	7.050	8.700	0.000	0.000	
				ND:						
				Final: 12.050	0.000	12.150	14.900	0.000	0.000	39.100
				Place: 91	95*	66*	50T	98*	96*	96
97	105	Brian Liscovitz	Illinois	Diff: 0.000	4.900	0.000	0.000	5.700	5.600	
				Exec: 0.000	7.800	0.000	0.000	6.450	8.150	
				ND:						
				Final: 0.000	12.700	0.000	0.000	12.150	13.750	38.600
				Place: 100*	50	87*	97*	66	18T	97
98	108	John Martin	Stanford	Diff: 0.000	6.300	0.000	0.000	4.800	5.000	
				Exec: 0.000	7.200	0.000	0.000	6.500	8.400	
				ND:						
				Final: 0.000	13.500	0.000	0.000	11.300	13.400	38.200
				Place: 100*	29T	87*	97*	83T	23T	98
99	33	Matt Hicks	Colorado Trn Ctr	Diff: 0.000	4.900	4.900	0.000	4.000	0.000	
				Exec: 0.000	8.250	7.250	0.000	7.950	0.000	
				ND:						
				Final: 0.000	13.150	12.150	0.000	11.950	0.000	37.250
				Place: 100*	38T	66T	97*	72	96*	99
100	35	Tyler Croteau	Temple	Diff: 5.600	4.800	0.000	0.000	4.600	0.000	
				Exec: 8.250	5.000	0.000	0.000	8.400	0.000	
				ND:						
				Final: 13.850	9.800	0.000	0.000	13.000	0.000	36.650
				Place: 31T	91	87*	97*	42T	96*	100

2010 Winter Cup Prelims

Meet Results







Feb 4, 2010

Rank	Num	Name	Gym							AA
101	97	Joshua Glenn	SCATS	Diff: 0.000	0.000	3.700	0.000	4.800	4.900	
				Exec: 0.000	0.000	7.650	0.000	8.000	7.200	
				ND: _____	_____	_____	_____	_____	_____	
				Final: 0.000	0.000	11.350	0.000	12.800	12.100	36.250
				Place: 100*	95*	79	97*	49T	74T	101
102	107	Ian Makowske	Michigan	Diff: 4.700	4.400	0.000	0.000	0.000	6.000	
				Exec: 6.850	5.000	0.000	0.000	0.000	8.200	
				ND: -0.100	_____	_____	_____	_____	_____	
				Final: 11.450	9.400	0.000	0.000	0.000	14.200	35.050
				Place: 97	93	87*	97*	98*	5	102
103	44	Kent Caldwell	Michigan	Diff: 6.000	0.000	0.000	6.400	0.000	0.000	
				Exec: 8.600	0.000	0.000	9.050	0.000	0.000	
				ND: _____	_____	_____	_____	_____	_____	
				Final: 14.600	0.000	0.000	15.450	0.000	0.000	30.050
				Place: 8	95*	87*	23T	98*	96*	103
104	113	Dominic Palange	Universal	Diff: 5.400	0.000	0.000	6.200	0.000	0.000	
				Exec: 8.950	0.000	0.000	9.350	0.000	0.000	
				ND: -0.100	_____	_____	_____	_____	_____	
				Final: 14.250	0.000	0.000	15.550	0.000	0.000	29.800
				Place: 20T	95*	87*	17*	98*	96*	104
105	106	Kalon Ludvigson	Team Revolution	Diff: 5.400	0.000	0.000	5.800	0.000	0.000	
				Exec: 8.800	0.000	0.000	9.600	0.000	0.000	
				ND: _____	_____	_____	_____	_____	_____	
				Final: 14.200	0.000	0.000	15.400	0.000	0.000	29.600
				Place: 22	95*	87*	28T	98*	96*	105
106	87	Charlie Tamayo	Cuba*	Diff: 6.000	0.000	0.000	6.600	0.000	0.000	
				Exec: 7.500	0.000	0.000	9.200	0.000	0.000	
				ND: -0.400	_____	_____	_____	_____	_____	
				Final: 13.100	0.000	0.000	15.800	0.000	0.000	28.900
				Place: 61T	95*	87*	9	98*	96*	106
107	67	Daniel Ribeiro	Illinois	Diff: 6.000	6.600	0.000	0.000	0.000	0.000	
				Exec: 7.600	8.600	0.000	0.000	0.000	0.000	
				ND: _____	_____	_____	_____	_____	_____	
				Final: 13.600	15.200	0.000	0.000	0.000	0.000	28.800
				Place: 42T	1	87*	97*	98*	96*	107
108*	117	Adam Reichow	Minnesota	Diff: 5.700	0.000	0.000	6.200	0.000	0.000	
				Exec: 8.600	0.000	0.000	8.350	0.000	0.000	
				ND: -0.200	_____	_____	-0.100	_____	_____	
				Final: 14.100	0.000	0.000	14.450	0.000	0.000	28.550
				Place: 23	95*	87*	73T	98*	96*	108*
108*	71	Evan Roth	Berkeley	Diff: 0.000	0.000	6.200	6.600	0.000	0.000	
				Exec: 0.000	0.000	8.250	7.500	0.000	0.000	
				ND: _____	_____	_____	_____	_____	_____	
				Final: 0.000	0.000	14.450	14.100	0.000	0.000	28.550
				Place: 100*	95*	6	85T	98*	96*	108*
110	98	Phillip Goldberg	Michigan	Diff: 0.000	5.100	5.800	0.000	0.000	0.000	
				Exec: 0.000	8.200	8.550	0.000	0.000	0.000	
				ND: _____	_____	_____	_____	_____	_____	
				Final: 0.000	13.300	14.350	0.000	0.000	0.000	27.650
				Place: 100*	35	7	97*	98*	96*	110

2010 Winter Cup Prelims

Meet Results

Feb 4, 2010

Rank	Num	Name	Gym							AA
111	47	Ryan McCarthy	Michigan	Diff: 0.000	0.000	0.000	0.000	5.600	6.300	
				Exec: 0.000	0.000	0.000	0.000	8.300	6.750	
				ND:						
				Final: 0.000	0.000	0.000	0.000	13.900	13.050	26.950
				Place: 100*	95*	87*	97*	20	38T	111
112	25	Cameron Deer	HGA	Diff: 0.000	5.800	0.000	0.000	5.400	0.000	
				Exec: 0.000	7.750	0.000	0.000	6.700	0.000	
				ND:						
				Final: 0.000	13.550	0.000	0.000	12.100	0.000	25.650
				Place: 100*	26T	87*	97*	67T	96*	112
113	5	Riley Barclay	Sun Devil	Diff: 0.000	5.600	0.000	0.000	0.000	4.600	
				Exec: 0.000	7.050	0.000	0.000	0.000	8.100	
				ND:						
				Final: 0.000	12.650	0.000	0.000	0.000	12.700	25.350
				Place: 100*	51T	87*	97*	98*	56T	113
114	77	Steven Spencer	Ohio State	Diff: 0.000	5.900	0.000	0.000	4.300	0.000	
				Exec: 0.000	9.150	0.000	0.000	5.750	0.000	
				ND:						
				Final: 0.000	15.050	0.000	0.000	10.050	0.000	25.100
				Place: 100*	3	87*	97*	94	96*	114
115	63	Evan Burke	Temple	Diff: 4.700	0.000	0.000	6.200	0.000	0.000	
				Exec: 5.700	0.000	0.000	8.100	0.000	0.000	
				ND: -0.300			-0.100			
				Final: 10.100	0.000	0.000	14.200	0.000	0.000	24.300
				Place: 99	95*	87*	79T	98*	96*	115
116	9	Ty Echard	Ohio State	Diff: 0.000	6.000	0.000	0.000	0.000	0.000	
				Exec: 0.000	8.350	0.000	0.000	0.000	0.000	
				ND:						
				Final: 0.000	14.350	0.000	0.000	0.000	0.000	14.350
				Place: 100*	7T	87*	97*	98*	96*	116
117	99	Christopher Graham	HGA	Diff: 0.000	0.000	5.700	0.000	0.000	0.000	
				Exec: 0.000	0.000	7.800	0.000	0.000	0.000	
				ND:						
				Final: 0.000	0.000	13.500	0.000	0.000	0.000	13.500
				Place: 100*	95*	26T	97*	98*	96*	117
118	119	Scott Rosenthal	Penn State	Diff: 0.000	0.000	6.200	0.000	0.000	0.000	
				Exec: 0.000	0.000	6.850	0.000	0.000	0.000	
				ND:						
				Final: 0.000	0.000	13.050	0.000	0.000	0.000	13.050
				Place: 100*	95*	45T	97*	98*	96*	118
119	115	Michael Partizpanyan	Glendale YMCA	Diff: 0.000	0.000	6.000	0.000	0.000	0.000	
				Exec: 0.000	0.000	6.450	0.000	0.000	0.000	
				ND:						
				Final: 0.000	0.000	12.450	0.000	0.000	0.000	12.450
				Place: 100*	95*	56T	97*	98*	96*	119
120	83	Alan Banker Jr	Upstate	Diff: 0.000	5.300	0.000	0.000	0.000	0.000	
				Exec: 0.000	4.850	0.000	0.000	0.000	0.000	
				ND:						
				Final: 0.000	10.150	0.000	0.000	0.000	0.000	10.150
				Place: 100*	88T	87*	97*	98*	96*	120