



2011 Canadian Championships

Men's Artistic Gymnastics

Island Gymnastics Academy • Charlottetown, PEI • May 24-28

Note: Argo awards for AA and events are based on the 2-day total score. Day 2 will be on Thursday.

Argo Men – Day 1																								
ID #	Gymnast's Name	Prov / Club	YOB	D	Score	Rank	D	Score	Rank	D	Score	Rank	D	Score	Rank	D	Score	Rank	D	Score	Rank			
229	Samuel Zakutney	National Capital, ON	1998	5.0	14.700	1	5.0	13.900	6-T	5.0	14.250	1	5.0	14.400	1	5.0	14.100	2-T	5.0	14.950	1	30.0	86.300	1
228	Anthony Tawfik	Futures Gym, ON	1999	5.0	14.800	3-T	5.0	14.550	1	5.0	13.900	4	5.0	14.200	3-T	5.0	13.850	5	5.0	14.400	5-T	30.0	85.500	2
202	Kieran Fagan	Capital City Gym, AB	1998	5.0	14.850	2	5.0	13.850	16-T	5.0	13.700	5-T	5.0	14.150	5-T	5.0	14.300	1	5.0	14.600	2-T	30.0	85.050	3
214	Colin Schuler Ram	Kerrigan Gym, BC	1998	5.0	14.800	3-T	5.0	13.900	6-T	5.0	13.350	9	5.0	13.800	16-T	5.0	13.750	6	5.0	14.600	2-T	30.0	84.000	4
226	Casey Rogan	Gym Mississauga, ON	1998	5.0	13.950	11-T	5.0	14.250	3	5.0	13.600	7	5.0	14.150	5-T	5.0	13.250	10-T	5.0	14.450	4	30.0	83.650	5-T
209	Danny Schnoor	Capital City Gym, AB	1999	5.0	13.600	18-T	5.0	14.050	5	5.0	14.100	3	5.0	14.050	10-T	5.0	14.100	2-T	4.5	13.750	12	29.5	83.650	5-T
225	Ryan Oehrlein	Gold Medal, ON	1999	5.0	13.950	11-T	5.0	13.850	10-T	5.0	14.150	2	5.0	14.150	5-T	5.0	13.400	9	4.5	13.500	14-T	29.5	83.000	7
220	Ethan Chin	Futures Gym, ON	1999	5.0	13.700	16-T	5.0	14.350	2	5.0	13.150	11-T	4.5	14.000	12	5.0	13.700	7-T	4.5	14.000	9	29.0	82.900	8
240	Nicolas Bourne	Richmond, BC	1998	5.0	14.200	7	5.0	14.150	4	5.0	13.700	5-T	5.0	13.850	14-T	5.0	11.750	28-T	5.0	14.100	8	30.0	81.750	9-T
239	Peter Yeats	IMCO, QC	1999	5.0	13.950	11-T	4.5	13.650	16-T	4.5	13.550	8	4.5	13.950	13	4.5	13.900	4	4.5	12.750	23	27.5	81.750	9-T
204	Bailey Lahure	Calgary Gym, AB	1998	5.0	12.750	35	5.0	13.800	12-T	5.0	13.150	11-T	5.0	14.100	9	5.0	13.250	10-T	5.0	13.850	11	30.0	80.900	11
237	Olivier Thibeault-Menezes	Laval-Excellence, QC	2000	5.0	13.700	16-T	4.0	13.850	10-T	4.5	12.900	15-T	4.0	13.700	19-T	4.0	12.700	17-T	4.0	13.500	14-T	25.5	80.350	12
221	Alexandre Hurt	Gym Mississauga, ON	1998	3.8	12.350	38	5.0	13.800	12-T	5.0	12.550	24-T	5.0	13.650	22-T	5.0	12.900	14	5.0	14.250	7	28.8	79.500	13
232	William Énard	Laval-Excellence, QC	2000	5.0	14.000	9-T	4.0	13.750	14	4.0	12.650	23	4.0	13.600	24-T	4.0	12.300	22-T	4.0	13.150	18	25.0	79.450	14
243	Mitch Tyndall	Taiso Gym Centre, SK	1999	4.5	12.850	32-T	4.5	13.250	30	4.5	12.700	22	4.5	13.300	32	4.5	12.750	16	4.5	13.550	13	27.0	78.400	15
215	Darren Wong	Phoenix, BC	2000	5.0	13.550	20	4.0	13.650	16-T	4.0	12.000	34-T	4.5	13.150	35-T	4.0	12.400	20	4.0	13.300	17	25.5	78.050	16
241	Michael Thorpe	Sky High, SK	1999	4.5	12.850	32-T	4.5	13.600	20-T	4.5	13.100	14	4.5	12.850	40	4.5	13.000	12-T	4.5	12.450	27	27.0	77.850	17
227	Jonathan Scripnick	Futures Gym, ON	1999	5.0	14.250	6	4.5	13.900	6-T	5.0	12.800	18-T	4.5	13.800	16-T	5.0	12.650	19	2.7	10.350	42	26.7	77.750	18-T
212	Chris Kaji	Richmond, BC	2000	5.0	14.300	5	4.0	13.500	25-T	4.0	12.300	27-T	4.5	13.450	26-T	4.0	11.900	27	4.0	12.300	29	25.5	77.750	18-T
242	Nicolas Apostol	Surrey Gymnastic, BC	1999	5.0	13.800	14	4.5	11.800	40	4.5	12.750	20-T	4.5	13.750	18	4.5	13.000	12-T	4.5	12.500	26	27.5	77.600	20
230	Ugo Brais-Germain	Gymnika, QC	1998	5.0	14.100	8	5.0	11.900	39	5.0	13.150	11-T	5.0	14.150	5-T	5.0	12.000	26	5.0	12.200	30	30.0	77.500	21
234	Laurent Gosselin-Paradis	Laval-Excellence, QC	2001	5.0	14.000	9-T	4.0	13.600	20-T	4.0	11.900	37	4.5	13.700	19-T	4.0	11.750	28-T	4.0	12.050	32	25.5	77.000	22
208	Ethan Marsden	Capital City Gym, AB	1998	5.0	11.900	42	5.0	9.650	44	5.0	12.800	18-T	5.0	14.200	3-T	5.0	13.700	7-T	5.0	14.400	5-T	30.0	76.650	23-T
207	Elijah Thompson	Calgary Gym, AB	2001	4.5	13.350	22	4.5	12.100	38	4.5	12.900	15-T	4.0	13.600	24-T	4.0	12.700	17-T	4.0	12.000	33	25.5	76.650	23-T
205	Dillon Eades	Calgary Gym, AB	1999	4.5	13.200	23-T	4.5	11.700	41	4.5	12.350	26	4.5	13.700	19-T	4.5	12.850	15	4.5	12.800	22	27.0	76.600	25
235	David Imbeault	Gym-Richelieu, QC	2001	4.5	13.050	29	4.0	13.700	15	4.5	12.300	27-T	4.5	13.450	26-T	4.0	11.000	38	4.0	12.950	19-T	25.5	76.450	26
206	Reilly Bowen	Calgary Gym, AB	1999	4.5	12.800	34	4.5	13.300	29	4.5	12.150	33	4.5	14.050	10-T	4.5	12.350	21	4.5	11.500	36-T	27.0	76.150	27
233	Mathieu Filion	Laval-Excellence, QC	2000	4.0	13.400	21	4.0	13.900	6-T	4.0	11.650	40	4.0	13.100	38	4.0	11.350	33	4.0	12.100	31	24.0	75.500	28
388	Jesse Tyndall	Taiso Gym Centre, SK	2000	4.0	12.950	30	4.0	13.450	27-T	4.0	11.950	36	4.0	13.450	26-T	4.0	10.500	39	4.0	12.600	25	24.0	74.900	29
222	David Johnston	Gym Mississauga, ON	2000	2.5	10.900	44	4.0	13.550	23-T	4.0	12.200	31-T	4.5	13.150	35-T	4.0	12.200	25	4.0	12.700	24	23.0	74.700	30
210	Addyson Cheladyn	Kerrigan Gym, BC	2000	5.0	13.100	28	4.5	13.050	31	4.5	12.750	20-T	4.5	13.350	31	3.5	9.800	40	4.0	12.400	28	26.0	74.450	31
219	Elle Baker	Gym Mississauga, ON	2000	4.5	13.600	18-T	4.5	13.500	25-T	4.5	11.800	38	4.5	13.150	35-T	1.5	8.950	42	4.0	13.400	16	23.5	74.400	32
203	Antonio Fernandes	Calgary Gym, AB	2001	3.8	12.400	37	4.5	11.650	42	4.5	12.550	24-T	4.5	12.400	43	4.0	12.300	22-T	4.0	12.950	19-T	25.3	74.250	33
231	Xavier Doyon	IMCO, QC	1998	5.0	13.150	25-T	5.0	10.000	43	5.0	13.200	10	5.0	12.350	44	3.2	11.050	37	5.0	13.900	10	28.2	73.650	34
218	Alex Watters	Halifax Alta, NS	2000	4.0	13.150	25-T	4.0	13.550	23-T	4.0	10.900	42-T	4.0	12.900	39	4.0	11.550	31	4.0	11.500	36-T	24.0	73.550	35
238	Alex Rioux	IMCO, QC	2000	4.5	13.150	25-T	4.0	13.600	20-T	4.0	12.250	30	4.5	12.700	41	4.0	11.150	35	4.0	10.600	40	25.0	73.450	36










2011 Canadian Championships

Men's Artistic Gymnastics

Island Gymnastics Academy • Charlottetown, PEI • May 24-28

Note: Argo awards for AA and events are based on the 2-day total score. Day 2 will be on Thursday.

Argo Men – Day 1																								
ID #	Gymnast's Name	Prov / Club	YOB	D	Score	Rank	D	Score	Rank	D	Score	Rank	D	Score	Rank	D	Score	Rank	D	Score	Rank	D	Score	Rank
211	Dawson Friesen	Twisters, BC	1999	4.5	12.150	40	4.5	12.200	35-T	4.5	12.300	27-T	4.5	13.850	14-T	4.5	11.600	30	3.7	11.150	38	26.2	73.250	37
224	Minh Ngo	Gym Mississauga, ON	1999	4.5	13.200	23-T	4.5	12.200	35-T	4.5	12.850	17	4.5	13.200	34	1.5	8.850	43	4.5	12.900	21	24.0	73.200	38
223	Darian Modasi	Gym Mississauga, ON	2000	4.0	13.750	15	4.0	13.650	16-T	4.0	12.200	31-T	4.5	13.650	22-T	4.0	12.300	22-T	2.3	7.600	43	22.8	73.150	39
216	Christopher Bearne	Halifax Alta, NS	2000	4.0	12.900	31	4.0	12.500	34	4.0	12.000	34-T	4.0	13.250	33	4.0	11.500	32	4.0	10.700	39	24.0	72.850	40
213	Cole Palmeri	Kerrigan Gym, BC	2000	5.0	11.850	43	4.0	13.450	27-T	4.0	11.600	41	4.5	13.450	26-T	4.0	11.100	36	4.0	10.450	41	25.5	71.900	41
389	Jamie Boyle	Taiso Gym Centre, SK	2000	4.0	12.300	39	4.0	12.650	32	4.0	10.900	42-T	4.0	12.600	42	4.0	9.750	41	4.0	11.600	35	24.0	69.800	42
236	Guillaume Landry	Gym-Richelieu, QC	2000	4.5	11.950	41	4.0	12.600	33	1.5	8.550	44	4.5	13.450	26-T	4.0	11.200	34	4.0	11.950	34	22.5	69.700	43
217	William Black	Halifax Alta, NS	1998	5.0	12.450	36	5.0	12.200	35-T	5.0	11.750	39	5.0	14.300	2	3.5	8.700	44	2.5	7.400	44	26.0	66.800	44