



# 2011 Canadian Championships

## Men's Artistic Gymnastics

Island Gymnastics Academy • Charlottetown, PEI • May 24-28

Note: Argo awards for AA and events are based on the 2-day total score. These are just the Day 2 scores

Argo Men – Day 2																								
ID #	Gymnast's Name	Prov / Club	YOB	D	Score	Rank	D	Score	Rank	D	Score	Rank	D	Score	Rank	D	Score	Rank	D	Score	Rank			
229	Samuel Zakutney	National Capital, ON	1998	5.0	15.000	1	5.0	13.250	23-T	5.0	14.250	3	5.0	14.550	1-T	5.0	14.500	1	5.0	15.050	1	30.0	86.600	1
228	Anthony Tawfik	Futures Gym, ON	1999	5.0	14.200	10	5.0	14.650	2	5.0	14.350	1-T	5.0	14.550	1-T	5.0	13.900	6	5.0	14.750	3-T	30.0	86.400	2
202	Kieran Fagan	Capital City Gym, AB	1998	5.0	14.700	3-T	5.0	14.150	5-T	5.0	14.100	4	5.0	14.250	4	5.0	14.350	2	5.0	14.700	5	30.0	86.250	3
225	Ryan Oehrlein	Gold Medal, ON	1999	5.0	14.050	11	5.0	14.250	4	5.0	13.500	7	5.0	14.050	14-T	5.0	14.200	3-T	4.5	13.900	13	29.5	83.950	4
220	Ethan Chin	Futures Gym, ON	1999	5.0	14.000	12-T	5.0	14.450	3	5.0	13.950	5	4.5	13.850	24-T	5.0	13.300	13	4.5	14.250	10-T	29.0	83.800	5
240	Nicolas Bourne	Richmond, BC	1998	5.0	14.750	2	5.0	14.150	5-T	5.0	13.000	11	5.0	13.850	24-T	5.0	13.200	15	5.0	14.100	12	30.0	83.050	6-T
239	Peter Yeats	IMCO, QC	1999	5.0	13.550	21-T	4.5	14.050	8-T	4.5	13.550	6	4.5	14.100	11-T	4.5	13.950	5	4.5	13.850	14	27.5	83.050	6-T
214	Colin Schuler Ram	Kerrigan Gym, BC	1998	5.0	14.700	3-T	5.0	13.900	10-T	5.0	12.750	14-T	5.0	13.500	34-T	5.0	13.600	10	5.0	14.350	9	30.0	82.800	8
226	Casey Rogan	Gym Mississauga, ON	1998	5.0	14.300	7-T	5.0	15.000	1	5.0	13.400	8-T	5.0	13.900	20-T	2.7	10.900	40	5.0	14.450	8	27.7	81.950	9
230	Ugo Brais-Germain	Gymnika, QC	1998	5.0	14.400	5	5.0	11.850	36	5.0	13.400	8-T	5.0	14.200	5-T	5.0	12.950	17	5.0	14.750	3-T	30.0	81.550	10-T
227	Jonathan Scripnick	Futures Gym, ON	1999	5.0	13.850	14	4.5	13.150	25-T	5.0	12.450	22	4.5	14.150	7-T	5.0	13.700	7	4.5	14.250	10-T	28.5	81.550	10-T
221	Alexandre Hurt	Gym Mississauga, ON	1998	3.8	12.650	39-T	5.0	13.600	18-T	5.0	12.950	12	5.0	14.000	17-T	5.0	13.450	11-T	5.0	14.600	6	28.8	81.250	12
208	Ethan Marsden	Capital City Gym, AB	1998	5.0	12.750	37	5.0	13.250	23-T	5.0	12.600	17-T	5.0	13.550	33	5.0	13.650	8-T	5.0	14.950	2	30.0	80.750	13
209	Danny Schnoor	Capital City Gym, AB	1999	5.0	14.350	6	5.0	14.100	7	5.0	14.350	1-T	5.0	14.200	5-T	5.0	14.200	3-T	2.7	9.300	44	27.7	80.500	14
232	William Énard	Laval-Excellence, QC	2000	5.0	13.800	15-T	4.0	13.900	10-T	4.0	12.900	13	4.0	13.400	37	4.0	12.450	20	4.0	13.500	18-T	25.0	79.950	15
237	Olivier Thibeault-Menezes	Laval-Excellence, QC	2000	5.0	13.400	25	4.0	13.900	10-T	4.5	12.650	16	4.0	13.500	34-T	4.0	12.850	18	4.0	13.600	16	25.5	79.900	16
205	Dillon Eades	Calgary Gym, AB	1999	4.5	13.450	24	4.5	13.850	13	4.5	12.200	25	4.5	13.750	29-T	4.5	13.000	16	4.5	13.300	21	27.0	79.550	17
219	Elle Baker	Gym Mississauga, ON	2000	4.5	13.750	18	4.5	14.050	8-T	4.5	12.150	26	4.5	14.050	14-T	4.0	11.950	27-T	4.0	13.550	17	26.0	79.500	18
204	Bailey Lahure	Calgary Gym, AB	1998	5.0	12.700	38	5.0	11.800	37	5.0	12.600	17-T	5.0	14.100	11-T	5.0	13.450	11-T	5.0	14.550	7	30.0	79.200	19
210	Addyson Cheladyn	Kerrigan Gym, BC	2000	5.0	14.250	9	4.5	12.150	33	4.5	11.850	31-T	4.5	14.050	14-T	5.0	13.650	8-T	4.0	13.150	23-T	27.5	79.100	20
223	Darian Modasi	Gym Mississauga, ON	2000	4.0	13.550	21-T	4.0	13.700	14-T	4.0	11.900	30	4.5	14.150	7-T	4.0	12.550	19	4.0	13.150	23-T	24.5	79.000	21
215	Darren Wong	Phoenix, BC	2000	5.0	14.300	7-T	4.0	13.650	17	4.0	12.600	17-T	4.5	13.900	20-T	4.0	12.150	24	4.0	12.200	35-T	25.5	78.800	22-T
212	Chris Kaji	Richmond, BC	2000	5.0	13.800	15-T	4.0	13.500	20	4.0	12.250	24	4.5	14.150	7-T	4.0	12.250	22-T	4.0	12.850	26-T	25.5	78.800	22-T
203	Antonio Fernandes	Calgary Gym, AB	2001	5.0	14.000	12-T	4.5	12.550	30	4.5	11.650	36	4.5	14.150	7-T	4.0	12.250	22-T	4.0	13.250	22	26.5	77.850	24
243	Mitch Tyndall	Taiso Gym Centre, SK	1999	4.5	13.300	27	4.5	11.950	35	4.5	12.550	20	4.5	14.000	17-T	4.5	11.900	29	4.5	13.700	15	27.0	77.400	25
242	Nicolas Apostol	Surrey Gymnastic, BC	1999	5.0	13.800	15-T	4.5	10.650	40	4.5	12.500	21	4.5	13.850	24-T	4.5	13.250	14	4.5	13.100	25	27.5	77.150	26
388	Jesse Tyndall	Taiso Gym Centre, SK	2000	4.0	13.650	19	4.0	13.700	14-T	4.0	11.800	33	4.0	13.750	29-T	4.0	12.000	25-T	4.0	12.000	38-T	24.0	76.900	27
235	David Imbeault	Gym-Richelieu, QC	2001	4.5	13.200	29	4.0	13.700	14-T	4.5	12.100	27-T	4.5	13.100	40-T	4.0	11.150	39	4.0	12.600	31	25.5	75.850	28
207	Elijah Thompson	Calgary Gym, AB	2001	4.5	13.600	20	4.5	10.900	39	4.5	12.750	14-T	4.0	13.000	43	4.0	11.950	27-T	4.0	13.500	18-T	25.5	75.700	29-T
233	Mathieu Filion	Laval-Excellence, QC	2000	4.0	13.350	26	4.0	13.600	18-T	4.0	11.750	34-T	4.0	13.100	40-T	4.0	11.650	31-T	4.0	12.250	34	24.0	75.700	29-T
231	Xavier Doyon	IMCO, QC	1998	5.0	13.000	33-T	5.0	13.150	25-T	5.0	13.050	10	5.0	12.900	44	5.0	11.250	37	5.0	12.200	35-T	30.0	75.550	31-T
216	Christopher Bearne	Halifax Alta, NS	2000	4.0	13.150	30	4.0	13.450	21-T	4.0	12.100	27-T	4.0	13.350	38	4.0	11.750	30	4.0	11.750	40	24.0	75.550	31-T
222	David Johnston	Gym Mississauga, ON	2000	4.0	11.600	44	4.0	13.450	21-T	4.0	11.950	29	4.5	13.600	32	1.8	10.600	42	4.0	13.450	20	22.3	74.650	33
234	Laurent Gosselin-Paradis	Laval-Excellence, QC	2001	5.0	12.600	41	4.0	12.750	28	4.0	11.000	40	4.5	14.000	17-T	4.0	11.400	36	4.0	12.850	26-T	25.5	74.600	34
241	Michael Thorpe	Sky High, SK	1999	4.5	13.050	31-T	4.5	9.700	42	4.5	12.400	23	4.5	14.300	3	4.5	11.650	31-T	4.5	12.800	29-T	27.0	73.900	35
238	Alex Rioux	IMCO, QC	2000	4.5	13.500	23	4.0	13.150	25-T	4.0	11.500	37	4.5	13.450	36	4.0	11.550	34	4.0	10.600	42	25.0	73.750	36










# 2011 Canadian Championships

## Men's Artistic Gymnastics

Island Gymnastics Academy • Charlottetown, PEI • May 24-28

Note: Argo awards for AA and events are based on the 2-day total score. These are just the Day 2 scores

Argo Men – Day 2																								
ID #	Gymnast's Name	Prov / Club	YOB	D	Score	Rank	D	Score	Rank	D	Score	Rank	D	Score	Rank	D	Score	Rank	D	Score	Rank	D	Score	Rank
213	<b>Cole Palmeri</b>	Kerrigan Gym, BC	2000	5.0	<b>12.650</b>	39-T	4.0	<b>12.450</b>	31	4.0	<b>11.300</b>	39	4.5	<b>13.800</b>	28	4.0	<b>10.800</b>	41	4.0	<b>12.400</b>	33	25.5	<b>73.400</b>	37
206	<b>Reilly Bowen</b>	Calgary Gym, AB	1999	4.5	<b>12.900</b>	36	4.5	<b>9.550</b>	43	4.5	<b>11.850</b>	31-T	4.5	<b>13.900</b>	20-T	4.5	<b>12.300</b>	21	4.5	<b>12.800</b>	29-T	27.0	<b>73.300</b>	38
218	<b>Alex Watters</b>	Halifax Alta, NS	2000	4.0	<b>13.000</b>	33-T	4.0	<b>12.600</b>	29	4.0	<b>10.750</b>	43	4.0	<b>13.150</b>	39	4.0	<b>11.650</b>	31-T	4.0	<b>12.000</b>	38-T	24.0	<b>73.150</b>	39
211	<b>Dawson Friesen</b>	Twisters, BC	1999	4.5	<b>12.000</b>	43	4.5	<b>10.400</b>	41	4.5	<b>11.400</b>	38	4.5	<b>14.100</b>	11-T	4.5	<b>12.000</b>	25-T	4.5	<b>12.450</b>	32	27.0	<b>72.350</b>	40
217	<b>William Black</b>	Halifax Alta, NS	1998	5.0	<b>12.500</b>	42	5.0	<b>12.100</b>	34	5.0	<b>11.750</b>	34-T	5.0	<b>13.900</b>	20-T	5.0	<b>11.200</b>	38	5.0	<b>10.450</b>	43	30.0	<b>71.900</b>	41
236	<b>Guillaume Landry</b>	Gym-Richelieu, QC	2000	4.5	<b>13.000</b>	33-T	4.0	<b>9.000</b>	44	4.0	<b>10.900</b>	41	4.5	<b>13.700</b>	31	4.0	<b>11.500</b>	35	4.0	<b>12.850</b>	26-T	25.0	<b>70.950</b>	42
389	<b>Jamie Boyle</b>	Taiso Gym Centre, SK	2000	4.0	<b>13.050</b>	31-T	4.0	<b>12.250</b>	32	4.0	<b>10.800</b>	42	4.0	<b>13.100</b>	40-T	4.0	<b>10.300</b>	43	4.0	<b>11.400</b>	41	24.0	<b>70.900</b>	43
224	<b>Minh Ngo</b>	Gym Mississauga, ON	1999	4.5	<b>13.250</b>	28	4.5	<b>11.350</b>	38	4.5	<b>9.400</b>	44	4.5	<b>13.850</b>	24-T	1.5	<b>8.550</b>	44	4.5	<b>12.050</b>	37	24.0	<b>68.450</b>	44