



2011 Canadian Championships

Men's Artistic Gymnastics

Island Gymnastics Academy • Charlottetown, PEI • May 24-28

Note: Today's competition determines the AA awards. The top 6 on each apparatus advance to the Event Finals on Friday.

Open Men – Day 1 All Around Competition																									
ID #	Gymnast's Name	Prov / Club	YOB	D	Score	Rank	D	Score	Rank	D	Score	Rank	D	Score	Rank	D	Score	Rank	D	Score	Rank	D	Score	Rank	
370	Nicholas Mallia	TGI, ON	94	3.7	13.200	4	2.9	11.700	20-T	4.0	12.900	3	4.6	12.850	18-T	3.2	12.900	2	3.7	12.250	2	22.1	75.800	1	Gold
372	Taylor Mitchell	TGI, ON	91	3.6	12.400	11-T	3.2	12.300	2	3.6	12.100	13	5.4	14.350	2	3.5	12.300	11-T	3.8	11.700	6	23.1	75.150	2	Silver
386	Julien Samson	Gymnamic, QC	93	3.6	12.450	9-T	3.1	11.850	13-T	3.0	12.050	14-T	5.4	13.700	6	3.1	11.950	20-T	3.1	12.100	3	21.3	74.100	3	Bronze
364	Padraec Robinson	Halifax Alta, NS	94	3.1	12.350	16	3.0	11.750	16-T	3.1	11.950	18	5.4	13.900	4	3.2	11.950	20-T	3.2	12.000	4	21.0	73.900	4	
387	Olivier Simon	Gymnamic, QC	92	3.4	12.400	11-T	3.6	12.150	5	3.4	12.450	6-T	4.6	13.350	11	3.0	12.000	19	2.6	11.300	10	20.6	73.650	5	
347	Luke Stretch	U Of Calgary, AB	94	4.0	12.400	11-T	2.8	12.000	7-T	3.6	12.750	4-T	4.0	12.500	28-T	3.3	12.750	3-T	3.1	11.200	12-T	20.8	73.600	6	
371	Daniel Mariano	East York, ON	90	3.7	13.050	5	3.2	12.000	7-T	3.7	11.850	21	5.4	13.500	10	3.4	12.500	7	3.3	10.650	17-T	22.7	73.550	7	
351	Jonathan Osers	Twisters, BC	89	4.2	13.300	3	2.7	10.550	32	3.6	12.750	4-T	4.8	12.700	23-T	3.3	12.750	3-T	3.4	10.950	16	22.0	73.000	8-T	
373	Daniel Treleaven	Gym Mississauga, ON	93	3.5	12.450	9-T	3.2	11.950	9-T	3.5	12.350	8	4.6	12.700	23-T	3.2	12.300	11-T	3.2	11.250	11	21.2	73.000	8-T	
385	Alexandre Leduc	Gymnika, QC	91	3.7	12.000	24	3.2	11.250	25	3.5	12.450	6-T	5.0	12.900	17	3.1	12.750	3-T	3.2	11.400	9	21.7	72.750	10	
365	Stephan Saulnier	Halifax Alta, NS	87	3.4	12.300	17-T	3.0	11.050	29	3.5	12.200	12	5.0	13.300	12	3.5	12.450	8-T	3.2	11.050	14	21.6	72.350	11	
367	Matthew Govia	Gym Mississauga, ON	93	3.7	11.800	28	2.7	10.600	31	3.4	12.250	11	5.4	13.600	8-T	3.3	12.450	8-T	2.7	11.450	8	21.2	72.150	12	
344	Harland Hastings	U Of Calgary, AB	94	3.7	12.300	17-T	2.8	11.900	11-T	2.7	10.650	39	5.4	14.150	3	3.4	11.200	28-T	3.2	11.750	5	21.2	71.950	13	
382	Cody Briggs	IMCO, QC	92	3.0	10.300	42	3.0	12.200	3-T	3.4	11.600	28	4.6	13.050	16	3.2	12.250	15-T	3.2	11.650	7	20.4	71.050	14	
379	Blaise Roberts	IGA, PEI	94	3.2	12.400	11-T	2.8	11.800	15	3.0	11.500	30	4.6	12.400	32	3.1	12.150	17-T	3.0	10.650	17-T	19.7	70.900	15	
378	Chris Morgan	IGA, PEI	93	3.2	12.100	21-T	2.9	11.650	22	3.1	11.900	19-T	4.0	12.500	28-T	3.1	12.350	10	2.9	10.350	22	19.2	70.850	16	
345	Joel Kroetsch	Capital City Gym, AB	93	4.6	13.400	2	2.2	9.500	37	3.4	11.550	29	5.4	13.800	5	3.1	11.550	22-T	3.1	10.550	19-T	21.8	70.350	17	
343	Carl Hall	Calgary Gym, AB	92	4.1	11.600	31-T	3.3	12.200	3-T	3.5	11.450	31	4.6	13.100	14-T	3.3	11.550	22-T	2.9	10.300	23	21.7	70.200	18	
368	Alexander Korhonen	Gym Mississauga, ON	94	3.4	12.750	7	2.5	9.750	36	3.1	11.700	24	4.6	12.850	18-T	3.3	12.600	6	3.1	10.200	24	20.0	69.850	19	
383	Jean-Sébastien Comeau	Imagym, QC	91	3.4	12.550	8	2.9	11.100	27-T	3.2	12.300	9-T	4.0	13.100	14-T	3.0	10.950	31-T	2.8	9.700	29-T	19.3	69.700	20	
357	Campbell Byrden	Kingswood, NB	93	3.6	11.850	27	2.7	11.700	20-T	4.0	13.300	1	3.8	10.900	42	3.2	11.250	27	2.4	10.550	19-T	19.7	69.550	21	
375	Alex MacInnis	IGA, PEI	88	3.4	12.100	21-T	2.9	11.850	13-T	3.0	10.400	40	4.6	13.250	13	2.7	12.300	11-T	3.0	9.250	34	19.6	69.150	22	
349	Vladimir Djuric	Richmond, BC	94	3.5	11.650	29-T	3.0	11.900	11-T	3.4	11.800	22-T	4.6	12.700	23-T	3.0	11.550	22-T	3.0	9.450	32	20.5	69.050	23	
350	Charles Haycock	Twisters, BC	93	3.5	12.200	19-T	2.9	11.200	26	2.6	11.100	36	3.8	12.650	26	2.9	10.650	36	3.3	11.000	15	19.0	68.800	24	
352	Jackson Ross	Delta, BC	91	3.2	10.750	40	2.9	11.750	16-T	3.1	11.900	19-T	4.0	12.350	33-T	2.8	12.250	15-T	2.9	9.700	29-T	18.9	68.700	25	
353	Eglinger Thibaut	Gadbois, FRA	88	3.4	11.250	36	2.9	11.500	23	3.3	11.650	25-T	4.6	13.650	7	2.9	10.600	37-T	3.0	9.750	28	20.1	68.400	26	
356	Jason Marks	Flairs, MB	94	3.2	11.950	25-T	2.8	12.100	6	3.0	11.050	37-T	3.8	12.500	28-T	2.9	11.100	30	2.5	9.650	31	18.2	68.350	27	
346	Joseph Odland	West Wind, AB	92	4.3	12.200	19-T	3.2	9.050	38	4.0	12.000	16-T	5.4	13.600	8-T	3.5	10.250	39	3.0	10.550	19-T	23.4	67.650	28	
381	Alexandre Bourassa	IMCO, QC	93	3.6	11.950	25-T	2.8	11.750	16-T	3.1	11.300	34	3.8	12.500	28-T	3.5	10.950	31-T	3.0	8.500	36	19.8	66.950	29	
384	Louis-Vincent Filion	Gymelites, QC	96	3.5	11.000	38-T	2.8	10.700	30	3.1	11.650	25-T	4.6	12.550	27	3.4	10.850	33-T	3.2	10.000	25-T	20.6	66.750	30	
376	Sam Mallett	IGA, PEI	94	2.9	11.450	34-T	2.7	10.050	35	2.9	11.400	32-T	3.8	11.950	37	3.2	11.300	26	3.3	9.900	27	18.8	66.050	31	
360	Alex Bonvie	Halifax Alta, NS	90	3.1	12.400	11-T	2.7	8.000	39	3.7	12.300	9-T	3.8	12.100	36	2.4	11.200	28-T	2.7	10.000	25-T	18.4	66.000	32	
369	David Lane	Gym Mississauga, ON	91	4.2	12.100	21-T	2.7	5.600	43	3.2	12.000	16-T	5.8	14.600	1	3.5	11.400	25	2.5	9.100	35	21.9	64.800	33	
374	C.J. Keliher	IGA, PEI	81	3.1	11.450	34-T	2.8	10.400	33	2.4	11.050	37-T	3.8	12.750	21-T	2.9	10.800	35	2.1	8.300	38	17.1	64.750	34-T	
380	Carson Younker	IGA, PEI	94	3.0	11.650	29-T	2.8	11.100	27-T	2.9	11.650	25-T	4.0	11.250	40	2.6	9.700	40	2.6	9.400	33	17.9	64.750	34-T	
363	Cory Munroe	CBU, NS	93	3.5	13.000	6	2.7	11.300	24	2.9	11.800	22-T	4.0	12.800	20	3.0	12.150	17-T	1.7	3.400	43	17.8	64.450	36	










2011 Canadian Championships

Men's Artistic Gymnastics

Island Gymnastics Academy • Charlottetown, PEI • May 24-28

Note: Today's competition determines the AA awards. The top 6 on each apparatus advance to the Event Finals on Friday.

Open Men – Day 1 All Around Competition				 Floor/Sol	 Pommels/Arçons	 Rings/Anneaux	 Vault/Saut	 P. Bars/Barres p.	 Hor. Bar / Barre f.	 AA														
ID #	Gymnast's Name	Prov / Club	YOB	D	Score	Rank	D	Score	Rank	D	Score	Rank	D	Score	Rank	D	Score	Rank	D	Score	Rank			
362	David Kikuchi	Halifax Alta, NS	79	~			3.0	11.950	9-T	3.6	13.050	2	4.6	12.750	21-T	3.1	12.950	1	3.0	12.450	1	17.3	63.150	37
355	Tyler Franklin	Flairs, MB	95	2.8	11.000	38-T	2.8	11.750	16-T	3.1	11.200	35	3.8	12.200	35	2.9	8.650	44	2.2	7.300	40	17.6	62.100	38
361	Jared Goad	Cobequid Spartans, NS	93	3.8	13.450	1	2.7	7.400	40-T	2.9	11.400	32-T	4.0	12.350	33-T	2.7	10.850	33-T	2.0	4.650	42	18.1	60.100	39
359	Michael Thompson	Fundy Gymnastics, NB	93	3.2	11.550	33	2.6	6.450	42	2.8	9.500	42	3.8	11.850	38	3.1	10.600	37-T	2.3	8.350	37	17.8	58.300	40
354	Taran Barrett	Flairs, MB	93	3.2	11.050	37	2.2	4.450	44	2.9	9.700	41	3.8	11.050	41	2.7	9.450	41	2.0	7.500	39	16.8	53.200	41
358	Brandon Kirk	Fundy Gymnastics, NB	94	3.3	10.450	41	3.0	7.400	40-T	2.2	8.750	44	3.8	10.550	43	3.1	9.350	42	2.5	5.900	41	17.9	52.400	42
377	Brett Martin	IGA, PEI	92	~			3.3	12.450	1	3.4	12.050	14-T	~			2.9	12.300	11-T	3.0	11.200	12-T	12.6	48.000	43
366	Zack Sullivan	Yellowknife Gym, NWT	94	3.5	11.600	31-T	~			2.8	9.150	43	3.8	11.800	39	2.9	8.900	43	~			13.0	41.450	44
348	Lucas Tiefenbach	Capital City Gym, AB	94	~			3.4	10.350	34	~			~			~			~			3.4	10.350	45