










2011 Canadian Championships

Men's Artistic Gymnastics

Island Gymnastics Academy • Charlottetown, PEI • May 24-28

AA and Team Awards are based on today's scores. The top 6 per event advance to event finals on Friday evening.

Nat'l Youth Men – Day 1 AA Competition																								
ID #	Gymnast's Name	Prov / Club	YOB	D	Score	Rank	D	Score	Rank	D	Score	Rank	D	Score	Rank	D	Score	Rank	D	Score	Rank			
335	Jean Bégin-Rainville	Gymnastic, QC	95	3.0	11.750	13	3.1	12.050	1	2.6	11.850	1-T	4.6	13.850	1	2.7	11.800	9	2.6	12.000	2	18.6	73.300	1
327	Gianmarco Mastrantoni	Gym Mississauga, ON	96	3.0	12.050	6-T	2.5	11.500	4-T	2.6	11.700	4	4.6	12.950	11	2.6	12.100	3-T	2.6	11.700	3	17.9	72.000	2
338	Mathieu Levasseur	Gymnastic, QC	96	2.7	11.350	23-T	2.4	10.850	15	2.5	11.650	5-T	4.6	13.550	2	2.5	12.450	1	2.5	11.650	4	17.2	71.500	3
334	Tommy Barrette	IMCO, QC	97	2.7	11.700	14-T	2.9	11.050	11-T	2.8	11.750	3	3.8	12.850	12	2.8	12.150	2	2.9	11.300	5	17.9	70.800	4
311	Steven Chaplin	Twisters, BC	96	3.1	11.900	9-T	2.4	11.300	9	2.9	11.500	8-T	4.6	13.500	3	3.1	11.700	10-T	2.8	10.400	18	18.9	70.300	5
333	Etienne Cadioux Arsenaault	Gymnastic, QC	96	2.6	11.350	23-T	2.4	10.750	16-T	2.5	11.300	16-T	4.6	13.450	4	2.4	12.100	3-T	2.5	11.050	9	17.0	70.000	6
313	Malcom Herbert	Surrey Gymnastic, BC	96	2.9	11.150	28	2.4	11.050	11-T	3.0	11.300	16-T	4.6	13.400	5-T	2.6	11.950	8	2.5	11.100	8	18.0	69.950	7
308	Tristan Randal	Calgary Gym, AB	96	3.1	11.600	16-T	2.7	11.550	3	2.4	11.250	19-T	4.0	12.650	16-T	2.8	11.600	12-T	2.8	11.200	6	17.8	69.850	8
336	Samuel Gaudet Pellerin	Gymelites, QC	97	2.8	11.550	19-T	2.4	10.500	19	2.6	11.650	5-T	4.0	13.150	9	2.8	11.600	12-T	2.6	11.150	7	17.2	69.600	9
309	Carter Shelton	Capital City Gym, AB	95	2.9	12.200	5	2.5	11.400	7	2.5	11.400	12	4.0	13.000	10	2.5	10.950	25	2.4	9.850	22	16.8	68.800	10
337	Xavier Langlois	Gymnastic, QC	95	2.7	10.900	32-T	2.4	10.400	20	2.4	11.350	13-T	4.0	12.300	23-T	2.4	11.550	17	2.9	12.200	1	16.8	68.700	11-T
310	Conner Trepenier	Exelta, AB	97	2.9	11.900	9-T	2.5	11.500	4-T	2.5	11.250	19-T	3.8	12.100	30	2.6	11.300	19	2.6	10.650	12-T	16.9	68.700	11-T
304	Alan Ng	Exelta, AB	97	3.1	12.050	6-T	2.4	9.600	26	2.4	11.050	27-T	4.6	13.400	5-T	2.5	11.600	12-T	2.4	10.850	11	17.4	68.550	13
325	Wolfe Gazer-Ambrosino	Burlington, ON	95	3.4	12.600	1	2.2	10.000	21-T	2.8	11.850	1-T	4.8	13.200	7-T	2.6	10.150	33	2.8	10.650	12-T	18.6	68.450	14
328	Eric Shieh	Gym Mississauga, ON	97	2.9	11.550	19-T	2.6	11.800	2	2.4	11.450	10-T	4.0	10.850	38	2.5	12.050	7	2.6	10.600	14-T	17.0	68.300	15
339	Thierry Pellerin	Gymnastic, QC	97	2.7	11.950	8	2.5	11.350	8	2.6	11.100	24-T	4.0	12.200	25-T	2.4	11.600	12-T	2.2	9.550	24	16.4	67.750	16
318	Tyler Bryden	Kingswood, NB	95	3.2	11.600	16-T	2.7	11.200	10	2.6	11.350	13-T	3.8	12.300	23-T	2.7	11.700	10-T	2.7	9.000	31	17.7	67.150	17
341	Joel Gagnon	Sky High, SK	96	3.2	12.450	2-T	2.3	8.800	33	2.8	11.500	8-T	4.8	12.400	20	3.0	11.400	18	2.5	10.550	17	18.6	67.100	18
316	Michael Sibley	Flicka, BC	97	2.5	11.400	22	2.4	11.500	4-T	2.5	11.100	24-T	4.0	12.700	15	2.4	11.100	23	2.3	9.100	29-T	16.1	66.900	19-T
305	Findlay McCormick	Exelta, AB	97	3.0	11.600	16-T	2.5	10.700	18	2.6	11.550	7	4.0	12.650	16-T	2.7	11.150	21-T	2.4	9.250	25	17.2	66.900	19-T
324	Jeremy Bartholomeusz	Markham, ON	97	3.1	12.350	4	2.1	7.300	36	2.6	11.150	23	3.8	12.800	13	2.7	12.100	3-T	2.9	10.950	10	17.2	66.650	21
314	Brian Lau	Richmond, BC	97	3.1	12.450	2-T	2.1	8.850	31-T	2.6	11.300	16-T	4.6	13.200	7-T	2.8	10.350	31	2.5	9.950	20	17.7	66.100	22
320	Connor Coleman	Halifax Alta, NS	96	2.4	11.350	23-T	2.4	9.750	24	2.3	10.950	31	3.0	11.950	34	2.4	11.150	21-T	2.4	10.600	14-T	14.9	65.750	23
322	Colton Macaulay	Halifax Alta, NS	97	2.5	11.100	29-T	2.2	9.150	29	2.4	11.250	19-T	3.8	12.150	27-T	2.4	10.600	28-T	2.6	10.600	14-T	15.9	64.850	24
321	Zach Longley	Halifax Alta, NS	96	2.4	11.000	31	2.6	9.900	23	2.3	11.000	29-T	4.0	12.150	27-T	2.4	10.600	28-T	2.4	9.900	21	16.1	64.550	25
315	Arman Sadhra	Delta, BC	97	2.9	10.600	35-T	2.4	10.750	16-T	2.4	11.100	24-T	3.8	12.150	27-T	2.6	11.600	12-T	2.2	7.950	35	16.3	64.150	26
330	Tyler Glavind	Tumblers, ON	95	2.9	11.300	26	2.4	10.950	13-T	2.3	11.050	27-T	4.0	12.500	19	2.4	9.900	34	2.1	8.350	34	16.1	64.050	27-T
307	Dylan Patsula	Exelta, AB	97	2.9	11.700	14-T	2.4	10.000	21-T	2.4	10.600	35	3.8	11.350	36	2.5	11.200	20	2.6	9.200	26-T	16.6	64.050	27-T
306	Sean Mickelson	U Of Calgary, AB	96	3.0	11.100	29-T	2.4	9.550	27-T	2.7	10.750	34	4.0	12.750	14	3.0	11.050	24	2.4	8.450	32	17.5	63.650	29
340	Keith Boyle	Taiso Gym Centre, SK	96	2.4	10.600	35-T	2.4	9.650	25	2.4	10.450	36	3.8	12.350	21-T	2.7	10.450	30	2.4	9.200	26-T	16.1	62.700	30









2011 Canadian Championships

Men's Artistic Gymnastics

Island Gymnastics Academy • Charlottetown, PEI • May 24-28

AA and Team Awards are based on today's scores. The top 6 per event advance to event finals on Friday evening.

Nat'l Youth Men – Day 1 AA Competition				 Floor/Sol			 Pommels/Arçons			 Rings/Anneaux			 Vault/Saut			 P. Bars/Barres p.			 Hor. Bar / Barre f.			 ALL AROUND / TOTAL		
ID #	Gymnast's Name	Prov / Club	YOB	D	Score	Rank	D	Score	Rank	D	Score	Rank	D	Score	Rank	D	Score	Rank	D	Score	Rank			
329	Mark Syptak	Gym Mississauga, ON	95	2.7	11.900	9-T	2.4	9.050	30	2.4	11.200	22	3.8	12.550	18	2.5	12.100	3-T	1.7	5.750	37	15.5	62.550	31
319	Griffin Brophy	Campia, NL	98	2.6	11.550	19-T	2.3	8.850	31-T	2.4	10.850	32-T	3.8	12.000	32-T	2.3	8.900	36	2.2	10.350	19	15.6	62.500	32
332	Alex Mann	IGA, PEI	98	2.6	11.800	12	2.3	8.600	34	2.4	11.350	13-T	3.8	12.350	21-T	2.4	10.250	32	2.1	7.750	36	15.6	62.100	33
326	Alex Lang	Burlington, ON	95	2.9	10.900	32-T	2.2	9.550	27-T	2.5	11.450	10-T	3.8	12.200	25-T	2.2	8.000	37	2.4	9.650	23	16.0	61.750	34
342	Nicolas Hallgrimson	Taiso Gym Centre, SK	96	2.8	11.250	27	2.3	7.550	35	2.4	11.000	29-T	3.8	12.000	32-T	2.5	9.050	35	2.5	8.400	33	16.3	59.250	35
312	Khalil Dhanji	Surrey Gymnastic, BC	96	2.8	10.150	37	2.1	5.650	38	2.5	10.850	32-T	4.0	11.100	37	2.6	10.900	26	2.3	9.200	26-T	16.3	57.850	36
317	Joshua Kehler	Flairs, MB	97	2.3	9.500	38	2.2	6.050	37	2.3	9.500	38	3.0	11.800	35	2.2	6.150	39	1.9	4.750	38	13.9	47.750	37
323	Peter Taptoona	Yellowknife Gym, NWT	95	2.7	10.750	34				2.4	10.400	37	4.2	12.050	31	2.4	7.700	38				11.7	40.900	38
331	Matthew Gallant	IGA, PEI	96				2.5	10.950	13-T	1.7	9.250	39				2.5	10.850	27	2.4	9.100	29-T	9.1	40.150	39