








2011 Canadian Championships

Women's Artistic Gymnastics

Island Gymnastics Academy • Charlottetown, PEI • May 24-28

Note: Today's preliminary scores are used to seed gymnasts into groups for the finals on Friday.

High Performance Novice Women																		
Day 1 – Individual Scores				Vault / Saut			U. Bars / Barres A			Beam / Poutre			Floor / Sol			All Around / Total		
ID #	Gymnast's Name	Prov / Club	YOB	D	Score	Rank	D	Score	Rank	D	Score	Rank	D	Score	Rank	D	Score	Rank
3	Shallon Olsen	Omega, BC	2000	6.9	16.300	1	6.2	14.150	5	7.2	15.150	1	6.6	15.450	2	26.9	61.050	1
14	Brianna Clark	Gymnix, QC	1998	4.9	14.700	3	6.8	15.400	2	6.8	15.025	2	4.8	13.075	8	23.3	58.200	2
7	Heaven Latimer	Brantford, ON	1998	4.4	14.050	6	5.9	12.300	11	6.7	14.775	3	6.9	15.825	1	23.9	56.950	3
19	Rose-Kalam Woo	Gym-Richelieu, QC	2000	4.5	13.150	16	6.5	14.225	4	7.0	14.450	4	5.2	13.550	4	23.2	55.375	4
17	Ivy Lu	Gymnix, QC	1998	4.0	13.500	14	5.4	14.875	3	5.5	13.750	11	3.7	12.600	13	18.6	54.725	5
43	Kirsten Peterman	Cambridge Kips, ON	1998	5.9	15.600	2	6.3	13.825	6-T	6.4	12.825	15	5.2	12.050	18	23.8	54.300	6
11	Sydney Townsend	Gym Mississauga, ON	1999	5.1	14.200	5	3.7	11.750	15	7.2	14.025	7	5.7	13.600	3	21.7	53.575	7
15	Émilie Dumont	Viagym, QC	1998	4.3	12.900	18-T	4.8	13.825	6-T	5.4	13.800	10	4.2	12.500	14	18.7	53.025	8
6	Hailey Kardos	Futures Gym, ON	1999	4.9	13.800	9	3.8	11.325	17	6.4	14.200	5	4.9	13.000	9	20.0	52.325	9
20	Madison Brannen	Marian Gymnastics, SK	1998	4.9	13.650	11-T	4.2	11.925	13	6.2	14.125	6	5.9	12.475	15	21.2	52.175	10
41	Taylor Davison	Oakville, ON	1998	4.5	13.700	10	4.0	11.275	18	6.5	13.900	9	5.5	13.225	5-T	20.5	52.100	11
40	Sydney Davison	Oakville, ON	1998	4.4	13.950	8	4.3	12.275	12	4.9	11.775	17	5.0	13.225	5-T	18.6	51.225	12
21	Charlie Wright	Marian Gymnastics, SK	1998	4.1	12.650	20	4.0	11.500	16	5.9	13.950	8	5.7	12.725	11	19.7	50.825	13
16	Sophie Guindon	Gym-Richelieu, QC	1998	4.0	12.600	21	2.8	11.900	14	5.6	13.550	12	4.3	12.425	16	16.7	50.475	14
8	Tara Mauchel	ASF, ON	1998	5.1	14.000	7	4.9	12.850	9	5.5	11.250	21	4.9	11.750	21	20.4	49.850	15
39	Cassandra Buchan	Cambridge Kips, ON	1999	4.1	12.350	24	5.5	13.450	8	5.1	12.200	16	4.2	11.500	22	18.9	49.500	16
18	Samantha Poirier	Wimgym, QC	1998	4.2	12.900	18-T	4.6	12.500	10	5.1	11.675	20	4.4	11.875	19	18.3	48.950	17
5	Angel Zhong	Omega, BC	1999	4.1	12.550	22	4.4	11.075	19	6.1	12.925	14	5.3	11.775	20	19.9	48.325	18
2	Taylor Chan	TAG, BC	1998	5.1	13.650	11-T	3.2	11.025	20	5.1	10.425	22	4.8	12.650	12	18.2	47.750	19
9	Victoria Peetoom	Gym Mississauga, ON	1998	4.1	13.600	13	2.8	10.750	21	5.2	10.200	24	4.4	13.125	7	16.5	47.675	20
13	Marilou Banville	Wimgym, QC	1998	4.0	13.300	15	2.8	10.525	22	5.0	11.700	19	5.0	10.275	23	16.8	45.800	21
4	Coral Strugnell	Omega, BC	1998	4.5	13.000	17	3.7	9.450	23	3.8	10.225	23	4.9	12.075	17	16.9	44.750	22
12	Aleeza Yu	Gemini, ON	1998	4.9	14.600	4	7.1	15.825	1	6.1	13.375	13				18.1	43.800	23
1	Halee Grimsdale	Stampede City, AB	1998	4.0	12.500	23	1.8	4.225	24	5.4	11.725	18	5.5	12.950	10	16.7	41.400	24