

2011 Men's National Qualifier

Meet Results Comb. Sessions Seniors

Men

Competition II / III

Saturday, July 9

Rank	Num	Name	Birthday								AA
		USAG # Gym									
1	51	Edward Mesa Universal	N/A	Diff:	5.300	5.900	5.800	6.200	5.800	5.800	
				Exec:	8.650	7.600	7.900	9.350	8.450	8.750	
				ND:	.	.	.	-0.100	.	.	
				Final:	<u>13.950</u>	<u>13.500</u>	<u>13.700</u>	<u>15.450</u>	<u>14.250</u>	<u>14.550</u>	85.400
				Place:	6T	4	8	4	2	1	1
2	43	Chris Cameron* U.S.O.T.C.	N/A	Diff:	5.700	6.000	6.200	5.800	5.800	5.200	
				Exec:	8.700	8.450	7.750	8.050	7.950	7.950	
				ND:	.	.	.	-0.300	.	.	
				Final:	<u>14.400</u>	<u>14.450</u>	<u>13.950</u>	<u>13.550</u>	<u>13.750</u>	<u>13.150</u>	83.250
				Place:	3	1	3T	23	9	12	2
3	74	Mel Anton Santander Univ of Michigan	N/A	Diff:	5.400	5.800	4.800	6.200	5.500	5.700	
				Exec:	8.500	8.100	8.850	8.550	6.550	8.350	
				ND:	.	.	.	-0.100	.	.	
				Final:	<u>13.900</u>	<u>13.900</u>	<u>13.650</u>	<u>14.650</u>	<u>12.050</u>	<u>14.050</u>	82.200
				Place:	8T	3	9T	13T	29	4	3
4	85	Seung Tai Lee Ohio State	N/A	Diff:	5.900	5.300	6.600	6.200	5.500	6.100	
				Exec:	8.000	6.450	6.850	8.950	7.150	8.100	
				ND:	
				Final:	<u>13.900</u>	<u>11.750</u>	<u>13.450</u>	<u>15.150</u>	<u>12.650</u>	<u>14.200</u>	81.100
				Place:	8T	17T	14T	6	20T	3	4
5	17	Kyle Bunthuwong Cal Berkeley	N/A	Diff:	5.200	4.500	4.900	6.200	5.800	6.100	
				Exec:	8.300	6.750	8.600	8.850	8.600	7.500	
				ND:	-0.300	
				Final:	<u>13.200</u>	<u>11.250</u>	<u>13.500</u>	<u>15.050</u>	<u>14.400</u>	<u>13.600</u>	81.000
				Place:	15T	21	11T	9T	1	7	5
6	64	Miguel Pineda Penn State	N/A	Diff:	5.500	5.500	5.800	5.800	5.400	5.100	
				Exec:	7.500	7.400	7.350	8.650	8.800	8.200	
				ND:	.	.	.	-0.100	.	.	
				Final:	<u>13.000</u>	<u>12.900</u>	<u>13.150</u>	<u>14.350</u>	<u>14.200</u>	<u>13.300</u>	80.900
				Place:	17	7	21T	17	3T	11	6
7	61	M. Parker Raque Penn State	N/A	Diff:	6.100	4.900	6.000	6.600	4.900	5.400	
				Exec:	8.650	5.900	7.200	9.150	7.950	8.100	
				ND:	
				Final:	<u>14.750</u>	<u>10.800</u>	<u>13.200</u>	<u>15.750</u>	<u>12.850</u>	<u>13.500</u>	80.850
				Place:	1	23	20	2	18T	9	7
8	86	Ronald Ferris Ohio Gym Inst	N/A	Diff:	5.500	5.300	4.900	6.200	5.600	5.700	
				Exec:	6.850	7.400	7.300	8.600	8.400	8.250	
				ND:	0.300	.	.	-0.200	.	.	
				Final:	<u>12.650</u>	<u>12.700</u>	<u>12.200</u>	<u>14.600</u>	<u>14.000</u>	<u>13.950</u>	80.100
				Place:	21T	9T	27	15T	6T	5	8
9	4	Presten Ellsworth Univ of Oklahoma	N/A	Diff:	5.600	4.900	5.300	6.200	5.200	4.700	
				Exec:	8.650	7.500	7.850	9.100	7.650	7.000	
				ND:	-0.100	
				Final:	<u>14.150</u>	<u>12.400</u>	<u>13.150</u>	<u>15.300</u>	<u>12.850</u>	<u>11.700</u>	79.550
				Place:	5	13*	21T	5	18T	24	9







2011 Men's National Qualifier

Meet Results Comb. Sessions Seniors

Men

Competition II / III

Saturday, July 9

Rank	Num	Name	USAG #	Gym	Birthday	Diff:							AA
10	69	Alexander Barrera		Universal	N/A	5.200	5.400	5.700	6.200	5.600	5.100		
						Exec: 8.300	5.700	7.800	8.900	8.550	6.950		
						ND: -0.100							
						Final: 13.400	11.100	13.500	15.100	14.150	12.050	79.300	
						Place: 10T	22	11T	7T	5	21	10	
11	33	Matt Hicks		Elite	N/A	4.900	4.200	5.100	5.400	4.800	4.800		
						Exec: 8.550	8.250	7.650	9.200	8.800	7.350		
						ND: -0.100							
						Final: 13.350	12.450	12.750	14.600	13.600	12.150	78.900	
						Place: 12	12	24	15T	11	20	11	
12	14	Trevor Howard**		Hocking Valley	N/A	6.100	4.300	5.700	6.600	5.500	4.800		
						Exec: 7.300	7.050	6.800	8.550	8.400	7.850		
						ND: -0.100			-0.100				
						Final: 13.400	11.350	12.500	15.050	13.900	12.650	78.850	
						Place: 10T	20	26	9T	8	18	12	
13	60	Sean Regan		Ohio State	N/A	5.900	5.000	5.900	6.200	5.400	5.500		
						Exec: 8.150	4.950	7.850	9.000	7.250	7.400		
						ND: -0.100			-0.100				
						Final: 13.950	9.950	13.750	15.100	12.650	12.900	78.300	
						Place: 6T	26T	7	7T	20T	16T	13	
14	37	Joseph Peters**		Parkettes	N/A	5.400	4.600	5.400	5.400	5.500	5.500		
						Exec: 7.250	5.500	7.900	8.500	8.000	8.950		
						ND: -0.100							
						Final: 12.650	10.100	13.300	13.900	13.500	14.450	77.900	
						Place: 21T	25	16*	21	12	2	14	
15	35	Spencer Johnson		Cypress Academy	N/A	5.300	4.800	4.700	6.200	5.300	5.400		
						Exec: 7.550	4.850	8.550	8.600	7.700	8.350		
						ND: -0.100			-0.100				
						Final: 12.850	9.650	13.250	14.700	13.000	13.750	77.200	
						Place: 19T	29	18*	12	15	6	15	
16	58	Andrew Rickly**		Hocking Valley	N/A	5.300	4.800	5.000	5.400	4.100	4.900		
						Exec: 8.000	6.800	8.500	9.450	6.750	8.000		
						ND: -0.100							
						Final: 13.200	11.600	13.500	14.850	10.850	12.900	76.900	
						Place: 15T	19	11T	11	32	16T	16	
17	19	Michael Wilner		Gym Spot	N/A	4.900	3.300	5.900	4.200	3.900	3.200		
						Exec: 7.950	5.050	8.100	8.950	8.200	7.400		
						ND: -0.100							
						Final: 12.850	8.350	14.000	13.150	12.100	10.600	71.050	
						Place: 19T	32T	2	24	28	25	17	
18	66	Austin Phillips		Univ of Illinois	N/A	5.500	5.100	5.500	0.000	5.700	5.500		
						Exec: 9.050	7.200	7.150	0.000	8.300	7.550		
						ND: -0.100							
						Final: 14.550	12.300	12.650	0.000	14.000	13.050	66.550	
						Place: 2	15	25	25*	6T	13	18	







2011 Men's National Qualifier

Meet Results Comb. Sessions Seniors

Men

Competition II / III

Saturday, July 9

Rank	Num	Name	Birthday								AA
		USAG # Gym									
19	27	Christopher Stehl Univ of Oklahoma	N/A	Diff:	5.200	5.300	5.900	0.000	5.000	4.800	
				Exec:	9.000	7.250	7.750	0.000	8.150	7.650	
				ND:	
				Final:	14.200	12.550	13.650	0.000	13.150	12.450	66.000
				Place:	4	11	9T	25*	13*	19	19
20	9	Michael Holley Roswell	N/A	Diff:	4.900	3.100	4.000	5.400	4.100	0.000	
				Exec:	7.500	6.050	8.000	8.250	8.550	0.000	
				ND:	
				Final:	12.400	9.150	12.000	13.650	12.650	0.000	59.850
				Place:	23	31	28	22	20T	26*	20
21	82	Nikolai Korepanov Gym Force ATC	N/A	Diff:	5.500	0.000	6.100	0.000	5.100	5.500	
				Exec:	7.750	0.000	7.800	0.000	7.150	7.500	
				ND:	
				Final:	13.250	0.000	13.900	0.000	12.250	13.000	52.400
				Place:	13T	34*	5	25*	26T	14	21
22	63	Nicholas Hunter Gym World	N/A	Diff:	0.000	5.000	4.700	0.000	5.400	5.100	
				Exec:	0.000	6.750	8.550	0.000	7.550	8.450	
				ND:	
				Final:	0.000	11.750	13.250	0.000	12.950	13.550	51.500
				Place:	27*	17T	18*	25*	16	8	22
23	26	Jeffrey Treleaven Ohio State	N/A	Diff:	5.800	5.200	0.000	6.600	5.100	0.000	
				Exec:	6.850	4.300	0.000	9.250	7.800	0.000	
				ND:	-0.300	
				Final:	12.350	9.500	0.000	15.850	12.900	0.000	50.600
				Place:	24	30	31*	1	17	26*	23
24	6	Eli Richardson Texas A&M	N/A	Diff:	0.000	5.300	5.000	5.800	4.100	0.000	
				Exec:	0.000	5.100	6.800	8.950	7.150	0.000	
				ND:	.	.	.	-0.100	.	.	
				Final:	0.000	10.400	11.800	14.650	11.250	0.000	48.100
				Place:	27*	24	29	13T	30T	26*	24
25	25	Cameron Deer Houston Gym Assoc	N/A	Diff:	0.000	6.100	5.000	0.000	6.000	0.000	
				Exec:	0.000	6.700	8.050	0.000	8.200	0.000	
				ND:	
				Final:	0.000	12.800	13.050	0.000	14.200	0.000	40.050
				Place:	27*	8	23	25*	3T	26*	25
26	13	Sean Johnston St. Charles	N/A	Diff:	5.600	0.000	0.000	6.600	4.800	0.000	
				Exec:	6.400	0.000	0.000	8.900	7.550	0.000	
				ND:	
				Final:	12.000	0.000	0.000	15.500	12.350	0.000	39.850
				Place:	26	34*	31*	3	25	26*	26
27	2	Logan Wyman Penn State	N/A	Diff:	0.000	5.400	5.400	0.000	5.000	0.000	
				Exec:	0.000	7.600	7.900	0.000	8.150	0.000	
				ND:	
				Final:	0.000	13.000	13.300	0.000	13.150	0.000	39.450
				Place:	27*	6	16*	25*	13*	26*	27







2011 Men's National Qualifier

Meet Results Comb. Sessions Seniors

Men

Competition II / III

Saturday, July 9







Rank	Num	Name	Birthday								AA
		USAG # Gym									
28	78	Adam Al-Rokh Temple	N/A	Diff:	0.000	5.200	5.600	0.000	4.900	0.000	
				Exec:	0.000	7.500	8.350	0.000	7.500	0.000	
				ND:	
				Final:	0.000	12.700	13.950	0.000	12.400	0.000	39.050
				Place:	27*	9T	3T	25*	24	26*	28
29	77	Alexander Tighe Temple	N/A	Diff:	0.000	4.900	0.000	0.000	4.900	5.200	
				Exec:	0.000	7.500	0.000	0.000	8.750	6.750	
				ND:	
				Final:	0.000	12.400	0.000	0.000	13.650	11.950	38.000
				Place:	27*	13*	31*	25*	10	22	29
30	16	Joshua Wilson Elite Champion	N/A	Diff:	0.000	4.100	0.000	6.600	5.300	0.000	
				Exec:	0.000	5.850	0.000	7.750	6.950	0.000	
				ND:	.	.	.	-0.300	.	.	
				Final:	0.000	9.950	0.000	14.050	12.250	0.000	36.250
				Place:	27*	26T	31*	20	26T	26*	30
31	80	Patrick McLaughlin Temple	N/A	Diff:	0.000	5.400	0.000	0.000	5.600	5.300	
				Exec:	0.000	4.400	0.000	0.000	7.000	8.050	
				ND:	
				Final:	0.000	9.800	0.000	0.000	12.600	13.350	35.750
				Place:	27*	28	31*	25*	23	10	31
32	1	John Jeffries Temple	N/A	Diff:	5.300	5.000	3.100	0.000	0.000	0.000	
				Exec:	7.600	7.100	7.100	0.000	0.000	0.000	
				ND:	
				Final:	12.900	12.100	10.200	0.000	0.000	0.000	35.200
				Place:	18	16	30	25*	33*	26*	32
33	12	Michael Bynum Texas A&M	N/A	Diff:	0.000	3.700	0.000	0.000	4.000	4.100	
				Exec:	0.000	4.650	0.000	0.000	7.250	7.750	
				ND:	
				Final:	0.000	8.350	0.000	0.000	11.250	11.850	31.450
				Place:	27*	32T	31*	25*	30T	23	33
34	7	Anthony Sacramento Univ of Illinois	N/A	Diff:	0.000	0.000	6.200	0.000	0.000	5.000	
				Exec:	0.000	0.000	8.100	0.000	0.000	7.950	
				ND:	
				Final:	0.000	0.000	14.300	0.000	0.000	12.950	27.250
				Place:	27*	34*	1	25*	33*	15	34
35	5	Sean Golden Houston Gym Assoc	N/A	Diff:	5.400	0.000	6.300	0.000	0.000	0.000	
				Exec:	7.550	0.000	7.150	0.000	0.000	0.000	
				ND:	0.300	
				Final:	13.250	0.000	13.450	0.000	0.000	0.000	26.700
				Place:	13T	34*	14T	25*	33*	26*	35
36	73	Ryan Johnston St. Charles	N/A	Diff:	5.800	0.000	0.000	6.200	0.000	0.000	
				Exec:	6.400	0.000	0.000	8.500	0.000	0.000	
				ND:	.	.	.	-0.500	.	.	
				Final:	12.200	0.000	0.000	14.200	0.000	0.000	26.400
				Place:	25	34*	31*	19	33*	26*	36

2011 Men's National Qualifier

Meet Results Comb. Sessions Seniors

Men

Competition II / III
Saturday, July 9

Rank	Num	Name	USAG #	Gym	Birth	Diff							AA
37	83	Ty Echard		Ohio State	N/A	Diff: 0.000	0.000	6.700	0.000	0.000	0.000	0.000	
						Exec: 0.000	0.000	7.650	0.000	0.000	0.000	0.000	
						ND:	
						Final: 0.000	14.350	0.000	0.000	0.000	0.000	0.000	14.350
						Place: 27*	2	31*	25*	33*	26*		37
38	62	Paul Hichwa		Stanford	N/A	Diff: 0.000	0.000	0.000	6.200	0.000	0.000		
						Exec: 0.000	0.000	0.000	8.350	0.000	0.000		
						ND:	-0.300		
						Final: 0.000	0.000	0.000	14.250	0.000	0.000		14.250
						Place: 27*	34*	31*	18	33*	26*		38
39	81	Steven Lacombe		Cal Berkeley	N/A	Diff: 0.000	0.000	5.900	0.000	0.000	0.000		
						Exec: 0.000	0.000	7.900	0.000	0.000	0.000		
						ND:		
						Final: 0.000	0.000	13.800	0.000	0.000	0.000		13.800
						Place: 27*	34*	6	25*	33*	26*		39
40	88	Glen Ishino		Cal Berkeley	N/A	Diff: 0.000	0.000	6.700	0.000	0.000	0.000		
						Exec: 0.000	0.000	6.750	0.000	0.000	0.000		
						ND:		
						Final: 0.000	13.450	0.000	0.000	0.000	0.000		13.450
						Place: 27*	5	31*	25*	33*	26*		40