





2011 Nastia Liukin Supergirl Cup

Meet Results

Women

Friday, March 4, 7:00pm





Rank	Num	Name	Gym					AA
1	9	Grace Williams	Gedderts'	9.450 5T	9.650 2	9.700 1	9.725 1	38.525 1
2	6	Amelia Hundley	Cincinnati	9.450 5T	9.750 1	9.300 10T	9.650 2T	38.150 2
3	27	Rachel Spicer	Metroplex	9.400 7T	9.600 4	9.425 9	9.550 5T	37.975 3
4	5	Kayla Williams	Cincinnati	9.500 3	9.400 10T	9.450 7T	9.550 5T	37.900 4
5	25	Mykayla Skinner	Desert Lights	9.350 10T	9.025 22T	9.650 2T	9.650 2T	37.675 5
6T	22	Kassandra Lopez	Tumbleweeds	9.100 24	9.500 6T	9.450 7T	9.400 18*	37.450 6T
6T	30	Alyssa Jackson	Xtreme	9.475 4	9.400 10T	9.175 20T	9.400 18*	37.450 6T
8T	4	Kiersten Wang	Colorado Aerials	9.125 18T	9.375 13T	9.525 5	9.400 18T	37.425 8T
8T	23	Caitlin Mann	Tumbleweeds	9.000 26	9.475 8	9.500 6	9.450 11T	37.425 8T
10T	33	Asi Peko	Brown's LV	9.125 18T	9.025 22T	9.650 2T	9.525 7T	37.325 10T
10T	2	Georgia Dabritz	Ace (MA)	9.550 2	9.625 3	9.075 25	9.075 28	37.325 10T
12	24	Alina Cartwright	Legacy Elite	9.375 9	9.225 16T	9.225 17T	9.475 10	37.300 12
13	14	Mackenzie Brannan	Capital	9.125 18T	9.500 6T	8.975 28	9.525 7T	37.125 13
14	3	Megan Jimenez	Precision	9.325 12	9.225 16T	9.200 19	9.325 21T	37.075 14
15	35	Alexandra McMurtry	Richmond Olympiad	9.800 1	8.675 32	9.300 10T	9.225 25	37.000 15
16	11	Annette Miele	Parkettes	9.125 18T	9.400 10T	8.925 31	9.525 7T	36.975 16
17	1	Michaela Woodford	Sun Country	9.175 16	9.175 19T	9.150 22	9.425 15T	36.925 17
18	13	Tory Wilson	Gold Cup	9.250 15	9.175 19T	9.225 17T	9.175 27	36.825 18
19	17	Sachi Rose Sugiyama	Top Flight	9.350 10T	9.450 9	8.575 35	9.425 15T	36.800 19
20	32	Maggie Nichols	Twin City Twisters	8.775 28	9.375 13T	9.175 20T	9.450 11T	36.775 20
21	16	Lisa Burt	Ace (FL)	9.150 17	8.900 29T	9.275 14	9.425 15T	36.750 21

2011 Nastia Liukin Supergirl Cup

Meet Results

Women

Friday, March 4, 7:00pm

Rank	Num	Name	Gym					AA
22	29	Maile'ana Kanewa	The Gymn Acad	9.300 13T	9.000 25T	8.950 29T	9.450 11T	36.700 22
23	26	Stefani Catour	Desert Lights	9.125 18T	9.000 25T	9.300 10T	9.200 26	36.625 23
24	15	Ashley Lambert	World Class	9.400 7T	9.025 22T	8.775 32	9.250 24	36.450 24
25	7	Kathryn Kluz	Oakland GTC	9.125 18T	9.200 18	8.625 34	9.450 11T	36.400 25
26	18	Alyssa Nocella	Silvia's	8.700 30	9.075 21	9.250 15T	9.300 23	36.325 26
27	31	Mary Kaitlyn Bailey	High Point	9.300 13T	8.550 33	9.025 26	9.325 21T	36.200 27
28	10	Rebecca Tutka	Parkettes	8.550 32T	8.425 35	9.575 4	9.600 4	36.150 28
29	21	Mary Jane Horth	Gymnastics World	9.050 25	8.975 28	9.100 23T	8.975 29	36.100 29
30	28	Kaitlyn Hall	KGDC Twisters	8.600 31	8.900 29T	9.250 15T	8.800 32	35.550 30
31	34	Brittney Sooksengdao	McCracken's	8.750 29	8.525 34	9.300 10T	8.950 30	35.525 31
32	8	Miya Dotson	Oakland GTC	8.325 34	9.350 15	8.750 33	8.625 33	35.050 32
33	19	Kelsey Lawless	Elite GTC	8.100 35	9.000 25T	8.950 29T	8.500 34	34.550 33
34	36	Jennie Laeng	Olympic Dreams	8.850 27	8.875 31	8.200 36	8.400 35	34.325 34
35	20	Jordan Naleway	Aerial	8.550 32T	7.550 36	9.100 23T	8.850 31	34.050 35
36	12	Lauren Marinez	Orlando Metro	0.000 36	9.550 5	9.000 27	7.750 36	26.300 36