

2011 Winter Cup Prelims

Meet Results







Feb 3, 2011

Page: 1
Printed: 2/3/2011 5:07 PM

Men / SR

Session: 1,2







Judge's Signatures

Rank	Num	Name	Gym							AA
1	24	Jacob Dalton	Oklahoma	Diff: 6.900	4.700	6.100	7.400	6.100	6.100	
				Exec: 9.000	7.500	8.450	8.650	9.150	8.150	
				ND: _____	_____	_____	-0.100	_____	_____	
				Final: 15.900	12.200	14.550	15.950	15.250	14.250	88.100
				Place: 1	25T	3	1	5	4	1
2	41	Danell Leyva	Hilton HHonors/Univ	Diff: 6.100	4.700	5.900	6.200	6.600	7.400	
				Exec: 8.300	7.550	8.500	9.050	8.850	8.600	
				ND: -0.300	_____	_____	_____	_____	_____	
				Final: 14.100	12.250	14.400	15.250	15.450	16.000	87.450
				Place: 18	24	4	7	2	1	2
3	34	Glen Ishino	Berkeley	Diff: 6.200	6.400	5.600	6.200	6.200	5.500	
				Exec: 8.450	8.500	8.300	8.950	9.150	7.450	
				ND: _____	_____	_____	_____	_____	_____	
				Final: 14.650	14.900	13.900	15.150	15.350	12.950	86.900
				Place: 11T	3	10T	9*	3	28T	3
4	15	Andrew Elkind	Hilton HHonors/OTC	Diff: 5.800	5.800	5.700	5.800	6.200	6.100	
				Exec: 8.900	6.750	8.550	9.200	9.300	7.900	
				ND: _____	_____	_____	_____	_____	_____	
				Final: 14.700	12.550	14.250	15.000	15.500	14.000	86.000
				Place: 9*	21T	5	13T	1	7T	4
5	36	CJ Maestas	USOTC	Diff: 5.900	5.900	7.000	6.200	5.700	5.600	
				Exec: 8.550	7.200	8.450	8.950	8.450	7.800	
				ND: _____	_____	_____	_____	_____	_____	
				Final: 14.450	13.100	15.450	15.150	14.150	13.400	85.700
				Place: 15	10	1	9*	18T	19	5
6	56	Alexander Naddour	Oklahoma	Diff: 5.800	5.500	5.600	6.200	5.300	5.600	
				Exec: 8.500	8.100	8.450	8.450	8.950	8.450	
				ND: _____	_____	_____	_____	_____	_____	
				Final: 14.300	13.600	14.050	14.650	14.250	14.050	84.900
				Place: 17	5	8	20T	16T	6	6
7	50	Steven Legendre	Oklahoma	Diff: 6.700	5.000	5.800	6.600	5.800	6.000	
				Exec: 8.800	5.600	8.050	9.050	8.600	8.000	
				ND: _____	_____	_____	_____	_____	_____	
				Final: 15.500	10.600	13.850	15.650	14.400	14.000	84.000
				Place: 2	43	12T	3	12	7T	7
8T	73	Paul Ruggeri III	Illinois	Diff: 6.700	5.100	5.400	7.000	6.200	7.100	
				Exec: 8.500	6.000	7.100	7.800	8.300	8.550	
				ND: -0.100	_____	_____	-0.300	_____	_____	
				Final: 15.100	11.100	12.500	14.500	14.500	15.650	83.350
				Place: 4	40T	36T	25T	9T	2	8T
8T	57	Sho Nakamori	Champions Academy	Diff: 5.800	5.700	5.700	5.400	6.100	5.300	
				Exec: 8.850	7.150	7.150	9.150	9.200	7.850	
				ND: _____	_____	_____	_____	_____	_____	
				Final: 14.650	12.850	12.850	14.550	15.300	13.150	83.350
				Place: 11T	12*	26T	23T	4	22	8T
10	30	Jake Martin	Orlando Metro	Diff: 6.000	5.300	5.200	6.200	5.200	5.700	
				Exec: 8.350	7.550	8.350	8.750	8.150	8.200	
				ND: _____	_____	_____	_____	_____	_____	
				Final: 14.350	12.850	13.550	14.950	13.350	13.900	82.950
				Place: 16	12T	17	17	33T	10T	10

2011 Winter Cup Prelims

Meet Results







Feb 3, 2011

Rank	Num	Name	Gym							AA
11	12	Joseph Hagerty	Hilton HHonors/OTC	Diff: 6.500	5.700	4.700	6.200	6.000	6.300	
				Exec: 8.400	5.950	8.350	8.200	8.850	7.550	
				ND: _____	_____	_____	-0.300	_____	_____	
				Final: 14.900	11.650	13.050	14.100	14.850	13.850	82.400
				Place: 7	34T	23	32T	7	12T	11
12	1	Wesley Haagensen	Hilton HHonors/OTC	Diff: 4.900	5.700	6.300	6.200	6.000	6.200	
				Exec: 6.900	7.150	8.800	9.000	8.500	6.300	
				ND: _____	_____	_____	_____	_____	_____	
				Final: 11.800	12.850	15.100	15.200	14.500	12.500	81.950
				Place: 46	12*	2	8	9T	36T	12
13	53	Tyler Mizoguchi	Illinois	Diff: 5.800	5.700	6.000	3.000	6.200	5.200	
				Exec: 9.250	7.150	6.700	9.100	9.000	8.750	
				ND: _____	_____	_____	_____	_____	_____	
				Final: 15.050	12.850	12.700	12.100	15.200	13.950	81.850
				Place: 5	12T	33	50	6	9	13
14	10	Alexy Bilozertchev	Hilton HHonors/OTC	Diff: 5.800	5.800	5.100	6.800	5.800	5.000	
				Exec: 8.850	7.250	8.150	8.300	7.250	7.750	
				ND: _____	_____	_____	-0.100	_____	_____	
				Final: 14.650	13.050	13.250	15.000	13.050	12.750	81.750
				Place: 11T	11	21T	13T	37*	32T	14
15	3	Donothan Bailey	Berkeley	Diff: 5.800	5.800	5.500	6.200	5.800	5.800	
				Exec: 7.550	6.800	8.650	8.300	8.800	7.300	
				ND: -0.600	_____	_____	_____	_____	_____	
				Final: 12.750	12.600	14.150	14.500	14.600	13.100	81.700
				Place: 38	18T	7	25T	8	23T	15
16	27	Christopher Stehl	Oklahoma	Diff: 5.100	5.300	5.700	5.400	5.000	4.900	
				Exec: 8.750	6.400	8.050	8.500	9.350	9.000	
				ND: _____	_____	_____	_____	_____	_____	
				Final: 13.850	11.700	13.750	13.900	14.350	13.900	81.450
				Place: 23	33	15T	38T	13T	10T	16
17	49	Sean Melton	Orlando Metro	Diff: 6.000	5.300	4.300	6.200	5.300	5.000	
				Exec: 8.050	7.300	8.550	7.700	8.250	8.000	
				ND: _____	_____	_____	_____	_____	_____	
				Final: 14.050	12.600	12.850	13.900	13.550	13.000	79.950
				Place: 19	18T	26T	38T	28T	25T	17
18	88	Jordan Valdez	Illinois	Diff: 5.300	4.700	4.800	5.800	5.400	5.000	
				Exec: 7.400	7.400	7.700	8.600	8.500	9.150	
				ND: _____	_____	_____	-0.300	_____	_____	
				Final: 12.700	12.100	12.500	14.100	13.900	14.150	79.450
				Place: 39T	29T	36T	32T	24	5	18
19	48	Maximilian Mayr	Universal	Diff: 4.300	4.900	6.000	5.800	5.200	5.300	
				Exec: 6.650	7.200	7.900	8.700	9.300	7.950	
				ND: -0.300	_____	_____	_____	_____	_____	
				Final: 10.650	12.100	13.900	14.500	14.500	13.250	78.900
				Place: 53	29T	10T	25T	9T	20T	19
20	17	Timothy Wang	South Coast	Diff: 5.300	5.200	3.800	6.200	5.000	4.900	
				Exec: 8.400	6.650	7.750	8.450	9.150	7.600	
				ND: _____	_____	_____	_____	_____	_____	
				Final: 13.700	11.850	11.550	14.650	14.150	12.500	78.400
				Place: 25T	32	40	20T	18T	36T	20

2011 Winter Cup Prelims

Meet Results







Feb 3, 2011

Rank	Num	Name	Gym							AA
21	118	Adam Al-Rokh	Temple	Diff: 4.900	5.100	5.500	5.400	5.100	4.700	
				Exec: 8.150	7.350	8.250	8.250	8.150	7.450	
				ND:						
				Final: 13.050	12.450	13.750	13.650	13.250	12.150	78.300
				Place: 34T	23	15T	42*	35	39	21
22	102	Craig Hernandez	Buffalo Grove	Diff: 5.200	6.200	5.100	5.400	5.100	4.300	
				Exec: 8.750	7.050	7.200	8.400	8.400	7.100	
				ND:						
				Final: 13.950	13.250	12.300	13.800	13.500	11.400	78.200
				Place: 21T	7T	38	40	30	45	22
23	51	Edward Mesa	Universal	Diff: 5.900	4.700	5.900	6.200	5.800	5.300	
				Exec: 7.700	5.650	6.850	8.250	7.250	8.250	
				ND:						
				Final: 13.600	10.350	12.750	14.450	13.050	13.550	77.750
				Place: 29T	44	29T	28	37*	16	23
24	6	Joshua Wokurka	Minnesota	Diff: 5.800	4.700	5.500	5.800	4.600	4.900	
				Exec: 8.150	6.600	7.250	9.000	6.400	8.600	
				ND: -0.300						
				Final: 13.650	11.300	12.750	14.800	11.000	13.500	77.000
				Place: 27T	37T	29T	18	51T	17T	24
25	104	Seung Tai Lee	Ohio State	Diff: 5.800	5.100	6.600	6.200	5.500	5.900	
				Exec: 6.850	6.550	6.200	7.800	6.650	7.600	
				ND: -0.200						
				Final: 12.450	11.650	12.800	14.000	12.150	13.500	76.550
				Place: 44	34T	28	36T	46	17T	25
26	93	Tyler Evans	Springfield	Diff: 5.300	5.300	4.800	6.200	5.200	5.200	
				Exec: 7.750	4.250	6.950	8.900	8.950	7.650	
				ND:						
				Final: 13.050	9.550	11.750	15.100	14.150	12.850	76.450
				Place: 34T	47	39	11T	18T	30T	26
27	100	Matthew Felleman	New England Acad	Diff: 5.400	5.100	5.100	6.200	4.400	5.400	
				Exec: 6.650	6.200	7.650	8.600	6.800	7.850	
				ND: -0.500			-0.100			
				Final: 11.550	11.300	12.750	14.700	11.200	13.250	74.750
				Place: 48	37T	29T	19	49	20T	27
28	47	Ellis Mannon	Indy	Diff: 4.700	5.100	4.500	5.400	4.800	4.600	
				Exec: 6.700	7.550	6.650	8.650	8.000	7.900	
				ND:						
				Final: 11.400	12.650	11.150	14.050	12.800	12.500	74.550
				Place: 50	17	44	35	40	36T	28
29	76	Allan Malone	Temple	Diff: 5.600	4.800	4.200	5.400	4.400	4.500	
				Exec: 8.100	5.000	7.000	8.450	8.750	8.250	
				ND: -0.100			-0.300			
				Final: 13.600	9.800	11.200	13.550	13.150	12.750	74.050
				Place: 29T	46	43	45	36	32T	29
30	60	Sean Regan	Ohio State	Diff: 5.800	4.900	5.900	6.200	5.200	5.300	
				Exec: 6.850	3.950	7.450	9.150	7.500	5.750	
				ND:						
				Final: 12.650	8.850	13.350	15.350	12.700	11.050	73.950
				Place: 41T	52	18T	4*	41	47	30

2011 Winter Cup Prelims

Meet Results







Feb 3, 2011

Rank	Num	Name	Gym							AA
31	55	David Repp	Minnesota	Diff: 5.700	4.900	5.400	6.600	5.100	5.100	
				Exec: 7.350	6.250	7.550	7.400	5.650	6.850	
				ND: _____	_____	_____	-0.300	_____	_____	
				Final: 13.050	11.150	12.950	13.700	10.750	11.950	73.550
				Place: 34T	39	24	41	53	42	31
32T	40	Danny Berardini	Buffalo Grove	Diff: 4.900	3.500	4.900	5.800	5.200	3.900	
				Exec: 8.800	5.550	8.000	8.850	7.400	5.850	
				ND: _____	_____	_____	_____	_____	_____	
				Final: 13.700	9.050	12.900	14.650	12.600	9.750	72.650
				Place: 25T	50T	25	20T	42T	49	32T
32T	90	James Jindra	Capital	Diff: 4.600	4.100	5.300	5.400	5.000	4.100	
				Exec: 7.550	8.100	7.250	7.600	6.150	7.500	
				ND: _____	_____	_____	_____	_____	_____	
				Final: 12.150	12.200	12.550	13.000	11.150	11.600	72.650
				Place: 45	25T	35	48	50	44	32T
34	7	Lee Wilkerson	Sun Devil	Diff: 5.300	4.700	4.400	5.400	4.000	4.700	
				Exec: 6.950	5.300	7.000	8.250	8.200	7.900	
				ND: -0.500	_____	_____	_____	_____	_____	
				Final: 11.750	10.000	11.400	13.650	12.200	12.600	71.600
				Place: 47	45	41T	42*	45	35	34
35	29	Luke Stannard	Illinois	Diff: 5.900	6.800	0.000	6.200	5.300	5.300	
				Exec: 8.650	7.750	0.000	8.250	8.050	8.550	
				ND: _____	_____	_____	-0.100	_____	_____	
				Final: 14.550	14.550	0.000	14.350	13.350	13.850	70.650
				Place: 14	4	48*	29	33T	12T	35
36	114	Jack Boyle	Premier	Diff: 5.000	4.500	4.900	5.800	5.100	4.400	
				Exec: 6.250	4.650	6.500	6.000	7.350	6.950	
				ND: _____	_____	_____	_____	_____	_____	
				Final: 11.250	9.150	11.400	11.800	12.450	11.350	67.400
				Place: 51	49	41T	51	44	46	36
37	110	Nash Mills	Air Force	Diff: 5.200	0.000	5.800	6.200	4.600	5.000	
				Exec: 7.400	0.000	7.500	8.100	6.400	7.950	
				ND: _____	_____	_____	-0.300	_____	_____	
				Final: 12.600	0.000	13.300	14.000	11.000	12.950	63.850
				Place: 43	53*	20	36T	51T	28T	37
38	84	Shaun Antonio	Eagle Ridge	Diff: 5.700	4.700	0.000	6.600	5.600	6.000	
				Exec: 8.100	4.700	0.000	6.000	7.000	7.000	
				ND: _____	_____	_____	_____	_____	_____	
				Final: 13.800	9.400	0.000	12.600	12.600	13.000	61.400
				Place: 24	48	48*	49	42T	25T	38
39	67	Daniel Ribeiro	Illinois	Diff: 5.800	6.800	0.000	6.600	5.200	0.000	
				Exec: 8.900	9.200	0.000	7.100	8.200	0.000	
				ND: _____	_____	_____	-0.100	_____	_____	
				Final: 14.700	16.000	0.000	13.600	13.400	0.000	57.700
				Place: 9*	1	48*	44	31T	51*	39
40	32	Randall Heflin	Hilton HHonors/HGA	Diff: 6.000	5.600	0.000	6.200	5.500	0.000	
				Exec: 9.000	7.100	0.000	9.100	8.350	0.000	
				ND: _____	_____	_____	_____	_____	_____	
				Final: 15.000	12.700	0.000	15.300	13.850	0.000	56.850
				Place: 6	16	48*	6	25	51*	40

2011 Winter Cup Prelims

Meet Results







Feb 3, 2011

Rank	Num	Name	Gym							AA
41	9	Chad Wiest	Illinois	Diff: 6.700	0.000	0.000	6.200	5.500	5.000	
				Exec: 8.600	0.000	0.000	8.350	8.850	7.100	
				ND:	
				Final: 15.300	0.000	0.000	14.550	14.350	12.100	56.300
				Place: 3	53*	48*	23T	13T	40T	41
42	23	Edward Umphrey	Michigan	Diff: 5.600	0.000	5.600	6.200	5.400	0.000	
				Exec: 8.150	0.000	7.650	9.150	8.600	0.000	
				ND: -0.100	
				Final: 13.650	0.000	13.250	15.350	14.000	0.000	56.250
				Place: 27T	53*	21T	4*	23	51*	42
43	113	Tory Brown	Air Force	Diff: 5.400	0.000	0.000	6.200	4.900	4.700	
				Exec: 7.250	0.000	0.000	9.000	8.850	8.950	
				ND: .	.	.	-0.100	.	.	
				Final: 12.650	0.000	0.000	15.100	13.750	13.650	55.150
				Place: 41T	53*	48*	11T	26	14T	43
44	82	Nikolai Korepanov	Gym Force	Diff: 5.400	0.000	6.100	0.000	5.600	5.200	
				Exec: 8.050	0.000	7.900	0.000	8.050	7.900	
				ND:	
				Final: 13.450	0.000	14.000	0.000	13.650	13.100	54.200
				Place: 32	53*	9	52*	27	23T	44
45	121	Alex Strait	Champions Gym	Diff: 5.700	5.200	0.000	6.200	5.100	0.000	
				Exec: 5.750	6.950	0.000	8.900	8.950	0.000	
				ND: .	.	.	-0.100	.	.	
				Final: 11.450	12.150	0.000	15.000	14.050	0.000	52.650
				Place: 49	28	48*	13T	21T	51*	45
46	106	Harris Coleman	Minnesota	Diff: 5.200	4.700	0.000	0.000	5.200	5.200	
				Exec: 7.500	7.850	0.000	0.000	6.650	7.800	
				ND:	
				Final: 12.700	12.550	0.000	0.000	11.850	13.000	50.100
				Place: 39T	21T	48*	52*	47	25T	46
47	87	Sean Johnston	St. Charles	Diff: 5.400	0.000	4.700	6.200	3.700	0.000	
				Exec: 8.600	0.000	5.950	8.000	5.800	0.000	
				ND:	
				Final: 14.000	0.000	10.650	14.200	9.500	0.000	48.350
				Place: 20	53*	46	31	55	51*	47
48	66	Austin Phillips	Illinois	Diff: 0.000	4.900	5.900	0.000	5.400	4.300	
				Exec: 0.000	6.200	6.850	0.000	8.000	4.350	
				ND:	
				Final: 0.000	11.100	12.750	0.000	13.400	8.650	45.900
				Place: 54*	40T	29T	52*	31T	50	48
49	120	Alexander Tighe	Temple	Diff: 0.000	5.100	5.000	0.000	4.400	5.500	
				Exec: 0.000	5.900	7.600	0.000	5.650	6.600	
				ND:	
				Final: 0.000	11.000	12.600	0.000	10.050	12.100	45.750
				Place: 54*	42	34	52*	54	40T	49
50	54	Alec Robin	Victory	Diff: 5.200	3.800	4.000	6.200	0.000	0.000	
				Exec: 6.300	5.250	5.750	7.550	0.000	0.000	
				ND: -0.400	.	.	-0.300	.	.	
				Final: 11.100	9.050	9.750	13.450	0.000	0.000	43.350
				Place: 52	50T	47	46	56*	51*	50

2011 Winter Cup Prelims

Meet Results







Feb 3, 2011

Rank	Num	Name	Gym							AA
51	81	Steven Lacombe	Berkeley	Diff: 5.600	0.000	6.200	6.600	0.000	0.000	
				Exec: 7.950	0.000	8.000	8.400	0.000	0.000	
				ND:						
				Final: 13.550	0.000	14.200	15.000	0.000	0.000	42.750
				Place: 31	53*	6	13T	56*	51*	51
52	72	Blaize Monks	Ohio State	Diff: 5.900	0.000	0.000	5.400	0.000	5.400	
				Exec: 8.050	0.000	0.000	8.700	0.000	7.450	
				ND:						
				Final: 13.950	0.000	0.000	14.100	0.000	12.850	40.900
				Place: 21T	53*	48*	32T	56*	30T	52
53	109	Patrick McLaughlin	Temple	Diff: 0.000	5.600	0.000	0.000	5.500	5.500	
				Exec: 0.000	7.000	0.000	0.000	8.550	8.150	
				ND:						
				Final: 0.000	12.600	0.000	0.000	14.050	13.650	40.300
				Place: 54*	18T	48*	52*	21T	14T	53
54	38	Spencer Smith	Metropolitan	Diff: 0.000	4.600	0.000	5.400	4.600	0.000	
				Exec: 0.000	7.000	0.000	8.900	8.950	0.000	
				ND:						
				Final: 0.000	11.600	0.000	14.300	13.550	0.000	39.450
				Place: 54*	36	48*	30	28T	51*	54
55	108	John Martin	Stanford	Diff: 0.000	6.600	0.000	0.000	5.500	5.400	
				Exec: 0.000	6.900	0.000	0.000	7.550	7.350	
				ND:						
				Final: 0.000	13.500	0.000	0.000	13.050	12.750	39.300
				Place: 54*	6	48*	52*	37T	32T	55
56	116	Riley Barclay	Sun Devil	Diff: 4.400	4.500	0.000	0.000	0.000	3.600	
				Exec: 8.700	7.450	0.000	0.000	0.000	7.000	
				ND:						
				Final: 13.100	11.950	0.000	0.000	0.000	10.600	35.650
				Place: 33	31	48*	52*	56*	48	56
57	21	Alexander Artemev	5280 Gym	Diff: 0.000	0.000	5.000	6.200	3.500	0.000	
				Exec: 0.000	0.000	5.850	7.200	7.950	0.000	
				ND:			-0.100			
				Final: 0.000	0.000	10.850	13.300	11.450	0.000	35.600
				Place: 54*	53*	45	47	48	51*	57
58	107	Ian Makowske	Michigan	Diff: 5.700	0.000	0.000	0.000	0.000	6.100	
				Exec: 9.100	0.000	0.000	0.000	0.000	8.250	
				ND:						
				Final: 14.800	0.000	0.000	0.000	0.000	14.350	29.150
				Place: 8	53*	48*	52*	56*	3	58
59	26	Jeffrey Treleaven	Ohio State	Diff: 5.600	0.000	0.000	6.600	0.000	0.000	
				Exec: 7.200	0.000	0.000	9.200	0.000	0.000	
				ND:			-0.100			
				Final: 12.800	0.000	0.000	15.700	0.000	0.000	28.500
				Place: 37	53*	48*	2	56*	51*	59
60	71	Nicholas Noone	Stanford	Diff: 0.000	0.000	5.800	0.000	6.200	0.000	
				Exec: 0.000	0.000	7.550	0.000	8.150	0.000	
				ND:						
				Final: 0.000	0.000	13.350	0.000	14.350	0.000	27.700
				Place: 54*	53*	18T	52*	13T	51*	60

2011 Winter Cup Prelims

Meet Results

Feb 3, 2011

Rank	Num	Name	Gym								AA
61	25	Cameron Deer	HGA	Diff:	0.000	5.900	0.000	0.000	6.000	0.000	
				Exec:	0.000	7.250	0.000	0.000	8.250	0.000	
				ND:							
				Final:	0.000	13.150	0.000	0.000	14.250	0.000	27.400
				Place:	54*	9	48*	52*	16T	51*	61
62	105	Ty Echard	Ohio State	Diff:	0.000	6.700	0.000	0.000	0.000	0.000	
				Exec:	0.000	8.250	0.000	0.000	0.000	0.000	
				ND:							
				Final:	0.000	14.950	0.000	0.000	0.000	0.000	14.950
				Place:	54*	2	48*	52*	56*	51*	62
63	92	Anthony Ingrelli	Nebraska	Diff:	0.000	0.000	5.900	0.000	0.000	0.000	
				Exec:	0.000	0.000	7.950	0.000	0.000	0.000	
				ND:							
				Final:	0.000	0.000	13.850	0.000	0.000	0.000	13.850
				Place:	54*	53*	12T	52*	56*	51*	63
64	5	Sean Golden	HGA	Diff:	0.000	0.000	5.500	0.000	0.000	0.000	
				Exec:	0.000	0.000	8.300	0.000	0.000	0.000	
				ND:							
				Final:	0.000	0.000	13.800	0.000	0.000	0.000	13.800
				Place:	54*	53*	14	52*	56*	51*	64
65	97	Adam Hamers	Michigan	Diff:	0.000	5.500	0.000	0.000	0.000	0.000	
				Exec:	0.000	7.750	0.000	0.000	0.000	0.000	
				ND:							
				Final:	0.000	13.250	0.000	0.000	0.000	0.000	13.250
				Place:	54*	7T	48*	52*	56*	51*	65
66	70	James Okamoto	Air Force	Diff:	0.000	5.400	0.000	0.000	0.000	0.000	
				Exec:	0.000	6.800	0.000	0.000	0.000	0.000	
				ND:							
				Final:	0.000	12.200	0.000	0.000	0.000	0.000	12.200
				Place:	54*	25T	48*	52*	56*	51*	66
67	111	Christopher Mooney	Temple	Diff:	0.000	0.000	0.000	0.000	0.000	4.700	
				Exec:	0.000	0.000	0.000	0.000	0.000	7.200	
				ND:							
				Final:	0.000	0.000	0.000	0.000	0.000	11.900	11.900
				Place:	54*	53*	48*	52*	56*	43	67