

# 2011 Winter Cup Prelims







## Meet Results

Feb 3, 2011

Men / SR

Session: 3







Judge's Signatures

Rank	Num	Name	Gym							AA
1	79	Jesse Silverstein	US Gym Dev Ctr II	Diff: 5.900	5.400	5.500	6.600	5.600	5.500	
				Exec: 8.600	7.050	8.700	7.900	9.250	8.200	
				ND: -0.100						
				Final: 14.400	12.450	14.200	14.500	14.850	13.700	84.100
				Place: 4T	8	2T	12T	1	5	1
2	122	Joshua Dixon	Stanford	Diff: 6.500	5.100	5.200	6.400	6.000	5.500	
				Exec: 8.550	6.650	8.400	8.850	8.450	8.050	
				ND:						
				Final: 15.050	11.750	13.600	15.250	14.450	13.550	83.650
				Place: 2	14T	7T	4	3T	6T	2
3	74	Mel Anton Santander	Michigan	Diff: 4.800	5.600	5.100	6.200	5.500	5.500	
				Exec: 7.450	7.150	8.350	8.900	8.900	8.550	
				ND:						
				Final: 12.250	12.750	13.450	15.100	14.400	14.050	82.000
				Place: 32	5	10T	7*	5	3	3
4	28	Tim Gentry	Stanford	Diff: 6.100	5.000	6.600	6.600	5.600	5.400	
				Exec: 7.750	7.200	8.100	7.850	8.250	7.400	
				ND:						
				Final: 13.850	12.200	14.700	14.450	13.850	12.800	81.850
				Place: 10	10	1	15	7T	17T	4
5	101	Stacey Ervin	Mills USA	Diff: 5.900	4.500	5.100	6.200	4.500	4.100	
				Exec: 8.900	7.600	8.150	9.000	9.250	8.600	
				ND:						
				Final: 14.800	12.100	13.250	15.200	13.750	12.700	81.800
				Place: 3	11	12	5	9T	20	5
6	8	Dylan Akers	Cypress Academy	Diff: 6.000	5.900	5.700	6.600	5.600	5.400	
				Exec: 8.050	7.050	7.750	8.550	7.100	7.400	
				ND:						
				Final: 14.050	12.950	13.450	15.150	12.700	12.800	81.100
				Place: 6T	2	10T	6	28T	17T	6
7	43	Adrian De Los Angeles	SCATS	Diff: 5.500	4.600	5.400	6.200	5.700	4.600	
				Exec: 7.900	7.150	8.200	8.900	8.750	6.900	
				ND:						
				Final: 13.400	11.750	13.600	15.100	14.450	11.500	79.800
				Place: 17T	14T	7T	7*	3T	32	7
8	65	Chris Turner	Stanford	Diff: 4.900	5.800	5.200	6.200	5.000	4.300	
				Exec: 9.150	7.600	7.650	7.750	8.600	7.800	
				ND:			-0.300			
				Final: 14.050	13.400	12.850	13.650	13.600	12.100	79.650
				Place: 6T	1	17T	28	14T	25T	8
9	83	Kevin Ko	Golden Bear	Diff: 5.300	4.600	4.500	6.200	4.800	5.000	
				Exec: 8.500	6.350	8.600	8.100	8.850	8.850	
				ND:			-0.100			
				Final: 13.800	10.950	13.100	14.200	13.650	13.850	79.550
				Place: 11	22	13T	20	12T	4	9
10	95	Aaron Fortunato	Minnesota	Diff: 5.100	5.400	4.600	5.400	5.600	5.500	
				Exec: 8.800	6.000	9.050	8.900	8.000	7.000	
				ND:						
				Final: 13.900	11.400	13.650	14.300	13.600	12.500	79.350
				Place: 9	18T	5T	18T	14T	23	10

# 2011 Winter Cup Prelims

## Meet Results







Feb 3, 2011

Rank	Num	Name	Gym							AA
11	119	Donnell Whittenburg	Ultimate	Diff: 5.800	5.000	6.000	6.200	5.500	5.300	
				Exec: 6.950	7.350	7.050	8.900	7.600	7.650	
				ND: -0.100						
				Final: 12.650	12.350	13.050	15.100	13.100	12.950	79.200
				Place: 28	9	15	7*	20T	14T	11
12	2	Thomas Kelley	Michigan	Diff: 5.600	4.500	5.900	5.800	5.900	5.700	
				Exec: 8.100	6.650	6.700	7.750	8.600	7.850	
				ND:						
				Final: 13.700	11.150	12.600	13.550	14.500	13.550	79.050
				Place: 12	21	21T	29	2	6T	12
13	33	Matt Hicks	Elite	Diff: 4.700	4.400	5.000	5.400	4.800	5.000	
				Exec: 8.400	8.500	7.600	7.850	8.950	8.450	
				ND:			-0.100			
				Final: 13.100	12.900	12.600	13.150	13.750	13.450	78.950
				Place: 22T	3	21T	33	9T	8	13
14	77	Jacob Dastrup	Arete	Diff: 5.600	5.400	4.800	5.800	4.900	5.000	
				Exec: 8.000	7.400	7.750	7.550	8.150	8.300	
				ND:						
				Final: 13.600	12.800	12.550	13.350	13.050	13.300	78.650
				Place: 14T	4	23	31	23T	9	14
15	45	Jesse Glenn	SCATS	Diff: 5.500	4.100	4.900	6.200	4.200	5.600	
				Exec: 8.250	5.300	8.750	9.300	8.000	8.550	
				ND: -0.500						
				Final: 13.250	9.400	13.650	15.500	12.200	14.150	78.150
				Place: 21	31	5T	3	34	2	15
16	62	Jacoby Rubin	Buffalo Grove	Diff: 4.500	5.400	5.300	6.600	5.600	5.300	
				Exec: 7.150	7.200	8.200	7.900	7.300	7.700	
				ND: -0.100			-0.100			
				Final: 11.550	12.600	13.500	14.400	12.900	13.000	77.950
				Place: 35	6	9	16T	25	12T	16
17	14	Trevor Howard	Hocking Valley	Diff: 5.500	4.200	5.400	6.200	5.500	4.800	
				Exec: 8.500	5.000	7.400	8.200	8.700	7.850	
				ND:						
				Final: 14.000	9.200	12.800	14.400	14.200	12.650	77.250
				Place: 8	32	19T	16T	6	21T	17
18	19	Alexander Buscaglia	Stanford	Diff: 6.200	4.900	5.600	6.800	5.400	7.400	
				Exec: 7.750	4.150	6.000	7.800	7.150	8.400	
				ND: -0.300			-0.100			
				Final: 13.650	9.050	11.600	14.500	12.550	15.800	77.150
				Place: 13	33	32T	12T	30T	1	18
19	99	Ronnie Ferris	Ohio Gym Inst	Diff: 5.200	5.300	4.600	5.400	5.200	5.100	
				Exec: 8.400	6.000	7.150	8.900	8.500	7.000	
				ND:						
				Final: 13.600	11.300	11.750	14.300	13.700	12.100	76.750
				Place: 14T	20	30	18T	11	25T	19
20	42	Ryan Lieberman	Stanford	Diff: 5.500	5.300	6.000	6.200	5.700	5.700	
				Exec: 8.050	5.200	6.850	8.300	6.600	7.300	
				ND:						
				Final: 13.550	10.500	12.850	14.500	12.300	13.000	76.700
				Place: 16	24T	17T	12T	33	12T	20

# 2011 Winter Cup Prelims

## Meet Results







Feb 3, 2011

Rank	Num	Name	Gym							AA
21	4	Wyatt Aycock	Nebraska	Diff: 5.300	5.500	5.000	5.800	5.300	4.300	
				Exec: 7.750	5.000	7.800	8.450	8.300	8.100	
				ND: _____	_____	_____	-0.300	_____	_____	
				Final: 13.050	10.500	12.800	13.950	13.600	12.400	76.300
				Place: 24T	24T	19T	25T	14T	24	21
22T	69	Kanji Oyama	SCATS	Diff: 5.300	4.400	4.900	6.200	4.600	4.600	
				Exec: 7.750	6.000	7.350	8.700	8.200	8.250	
				ND: _____	_____	_____	_____	_____	_____	
				Final: 13.050	10.400	12.250	14.900	12.800	12.850	76.250
				Place: 24T	26T	28	10	27	16	22T
22T	39	Eric Schryver	Nebraska	Diff: 4.700	6.200	5.100	4.000	5.400	5.000	
				Exec: 8.650	6.350	7.850	8.450	7.700	6.850	
				ND: _____	_____	_____	_____	_____	_____	
				Final: 13.350	12.550	12.950	12.450	13.100	11.850	76.250
				Place: 20	7	16	34	20T	28	22T
24	117	Kevin Baker	Queen City	Diff: 5.000	3.600	5.300	6.200	4.900	5.300	
				Exec: 8.400	6.250	7.100	8.100	8.200	7.950	
				ND: _____	_____	_____	-0.300	_____	_____	
				Final: 13.400	9.850	12.400	14.000	13.100	13.250	76.000
				Place: 17T	30	25T	24	20T	10	24
25	63	Nicholas Hunter	Gym World	Diff: 4.600	5.400	4.700	5.400	5.400	5.300	
				Exec: 7.800	6.450	6.950	8.300	8.150	7.450	
				ND: _____	_____	_____	_____	_____	_____	
				Final: 12.400	11.850	11.650	13.700	13.550	12.750	75.900
				Place: 30T	13	31	27	17	19	25
26T	22	Michael Strathern	Bartlett	Diff: 5.100	4.500	4.700	6.600	4.400	5.000	
				Exec: 8.300	5.800	7.700	7.450	8.150	7.650	
				ND: _____	_____	_____	_____	_____	_____	
				Final: 13.400	10.300	12.400	14.050	12.550	12.650	75.350
				Place: 17T	28	25T	23	30T	21T	26T
26T	78	Christopher Schaaf	Nebraska	Diff: 5.100	4.700	4.800	5.800	4.900	4.100	
				Exec: 7.900	7.000	6.800	8.850	8.500	7.500	
				ND: -0.600	_____	_____	_____	_____	_____	
				Final: 12.400	11.700	11.600	14.650	13.400	11.600	75.350
				Place: 30T	16	32T	11	19	31	26T
28	46	Drew Moling	Hocking Valley	Diff: 5.200	5.000	5.500	5.400	5.300	4.900	
				Exec: 7.300	5.400	6.950	8.000	7.400	7.100	
				ND: _____	_____	_____	_____	_____	_____	
				Final: 12.500	10.400	12.450	13.400	12.700	12.000	73.450
				Place: 29	26T	24	30	28T	27	28
29	96	Alex Gaudaur	Sun Devil	Diff: 5.100	4.300	5.300	6.600	4.800	4.400	
				Exec: 7.700	6.550	7.800	6.700	8.250	5.650	
				ND: _____	_____	_____	_____	_____	_____	
				Final: 12.800	10.850	13.100	13.300	13.050	10.050	73.150
				Place: 26T	23	13T	32	23T	34	29
30	85	Ned Kamimura	UIC	Diff: 4.900	4.400	4.800	6.200	4.700	4.400	
				Exec: 6.800	5.650	6.150	8.000	7.800	6.050	
				ND: _____	_____	_____	-0.100	_____	_____	
				Final: 11.700	10.050	10.950	14.100	12.500	10.450	69.750
				Place: 34	29	35	22	32	33	30

# 2011 Winter Cup Prelims

## Meet Results

Feb 3, 2011

Rank	Num	Name	Gym							AA
31	89	Cale Robinson	Stanford	Diff: 6.700	0.000	4.100	6.600	5.200	4.700	
				Exec: 8.500	0.000	8.300	9.350	8.450	7.000	
				ND: -0.100						
				Final: 15.100	0.000	12.400	15.950	13.650	11.700	68.800
				Place: 1	35*	25T	2	12T	30	31
32	44	Michael Myler	Michigan	Diff: 5.400	5.400	0.000	5.400	4.600	5.000	
				Exec: 7.400	6.600	0.000	8.750	8.900	7.950	
				ND:						
				Final: 12.800	12.000	0.000	14.150	13.500	12.950	65.400
				Place: 26T	12	36*	21	18	14T	32
33	52	Alex Powarzynski	SCATS	Diff: 5.300	0.000	4.800	6.200	5.300	4.900	
				Exec: 6.700	0.000	7.350	8.050	7.550	8.200	
				ND: -0.100			-0.300			
				Final: 11.900	0.000	12.150	13.950	12.850	13.100	63.950
				Place: 33	35*	29	25T	26	11	33
34	80	Stewart Macdonald	Aspire	Diff: 0.000	3.800	4.700	0.000	4.000	4.200	
				Exec: 0.000	4.000	6.700	0.000	7.600	7.600	
				ND:						
				Final: 0.000	7.800	11.400	0.000	11.600	11.800	42.600
				Place: 36*	34	34	35*	35	29	34
35	20	Chris Cameron	Michigan	Diff: 0.000	6.600	6.200	0.000	5.900	0.000	
				Exec: 0.000	4.800	7.800	0.000	7.950	0.000	
				ND:						
				Final: 0.000	11.400	14.000	0.000	13.850	0.000	39.250
				Place: 36*	18T	4	35*	7T	35*	35
36	59	Samuel Mikulak	Michigan	Diff: 6.300	0.000	0.000	7.400	0.000	0.000	
				Exec: 8.100	0.000	0.000	8.750	0.000	0.000	
				ND:			-0.100			
				Final: 14.400	0.000	0.000	16.050	0.000	0.000	30.450
				Place: 4T	35*	36*	1	36*	35*	36
37	11	Jonathan Horton	Hilton HHonors/Cyp	Diff: 0.000	0.000	5.900	0.000	0.000	0.000	
				Exec: 0.000	0.000	8.300	0.000	0.000	0.000	
				ND:						
				Final: 0.000	0.000	14.200	0.000	0.000	0.000	14.200
				Place: 36*	35*	2T	35*	36*	35*	37
38	58	Philip Onorato	Ohio State	Diff: 5.100	0.000	0.000	0.000	0.000	0.000	
				Exec: 8.000	0.000	0.000	0.000	0.000	0.000	
				ND:						
				Final: 13.100	0.000	0.000	0.000	0.000	0.000	13.100
				Place: 22T	35*	36*	35*	36*	35*	38
39	35	Spencer Johnson	Cypress Academy	Diff: 0.000	5.200	0.000	0.000	0.000	0.000	
				Exec: 0.000	6.300	0.000	0.000	0.000	0.000	
				ND:						
				Final: 0.000	11.500	0.000	0.000	0.000	0.000	11.500
				Place: 36*	17	36*	35*	36*	35*	39