





2012 Pacific Rim Championships

Meet Results - Juniors

Women

Competition I / II

Friday, March 16, 1:30pm

Rank	Num	Name	Country					AA
1	33	*Katelyn Ohashi	USA	Diff: 5.800 Exec: 9.050 ND: . Final: 14.850	6.000 8.650 . 14.650	6.600 9.250 . 15.850	5.900 8.750 . 14.650	60.000
2	34	*Lexie Priessman	USA	Diff: 6.500 Exec: 8.800 ND: . Final: 15.300	5.700 8.600 . 14.300	5.600 8.600 . 14.200	6.000 8.100 -0.100 14.000	57.800
	32	*Amelia Hundley	USA	Diff: 5.800 Exec: 9.150 ND: . Final: 14.950	5.600 8.400 . 14.000	5.800 8.400 . 14.200	5.800 8.650 . 14.450	57.600
3	14	*Sakura Yumoto	JPN	Diff: 5.000 Exec: 8.450 ND: . Final: 13.450	5.200 8.050 . 13.250	4.900 8.600 . 13.500	5.100 8.300 . 13.400	53.600
4	30	*Maria Kharenkova	RUS	Diff: 5.000 Exec: 8.700 ND: . Final: 13.700	4.100 7.250 . 11.350	5.900 8.100 . 14.000	5.500 8.400 . 13.900	52.950
5	29	*Ekaterina Baturina	RUS	Diff: 5.000 Exec: 8.200 ND: . Final: 13.200	4.900 7.700 . 12.600	5.500 7.400 . 12.900	5.200 8.450 . 13.650	52.350
6	13	*Yuki Uchiyama	JPN	Diff: 5.000 Exec: 8.600 ND: . Final: 13.600	5.300 5.800 . 11.100	5.300 8.150 . 13.450	5.300 8.300 . 13.600	51.750
7	3	*Jazminne Casis	AUS	Diff: 5.000 Exec: 8.400 ND: . Final: 13.400	5.100 6.950 . 12.050	5.200 7.500 . 12.700	5.200 8.250 . 13.450	51.600
8	6	*Victoria Kayen Woo	CAN	Diff: 5.000 Exec: 8.250 ND: . Final: 13.250	5.100 7.950 . 13.050	4.700 7.400 . 12.100	4.900 7.700 . 12.600	51.000
9	22	*Charlotte Sullivan	NZL	Diff: 4.700 Exec: 8.300 ND: . Final: 13.000	4.200 7.200 . 11.400	5.500 7.900 . 13.400	5.000 7.800 -0.300 12.500	50.300
10	5	*Jordyn Pedersen	CAN	Diff: 5.000 Exec: 8.450 ND: . Final: 13.450	5.100 7.450 . 12.550	4.800 6.800 . 11.600	4.800 7.950 -0.100 12.650	50.250





2012 Pacific Rim Championships

Meet Results - Juniors

Women

Competition I / II

Friday, March 16, 1:30pm

Rank	Num	Name	Country					AA
31		*Anastasia Belova	RUS	Diff: 5.000 Exec: 8.400 ND: . Final: 13.400	5.100 7.400 . 12.500	4.900 6.250 -0.100 11.050	5.400 7.800 . 13.200	50.150
11	1	*Alexandra Eade	AUS	Diff: 5.000 Exec: 8.550 ND: . Final: 13.550	4.900 7.300 . 12.200	4.900 5.450 . 10.350	5.400 8.400 . 13.800	49.900
12	20	*Rebecca Morrison	NZL	Diff: 4.000 Exec: 8.150 ND: . Final: 12.150	2.900 5.850 . 8.750	5.100 7.550 . 12.650	5.000 6.750 . 11.750	45.300
	23	*Millie Williamson	NZL	Diff: 4.000 Exec: 7.800 ND: . Final: 11.800	3.000 6.850 . 9.850	4.900 6.450 . 11.350	4.400 7.950 -0.100 12.250	45.250
13	25	*Valentina Brostella	PAN	Diff: 4.000 Exec: 8.050 ND: . Final: 12.050	2.500 6.350 . 8.850	4.300 7.800 . 12.100	4.500 7.050 . 11.550	44.550
14	17	*Shaden Michelle Cortes	MEX	Diff: 4.400 Exec: 8.450 ND: . Final: 12.850	4.000 3.400 . 7.400	4.400 7.900 . 12.300	4.700 7.350 -0.100 11.950	44.500
	18	*Hanna Malloch	NZL	Diff: 4.000 Exec: 7.950 ND: . Final: 11.950	2.500 7.600 . 10.100	4.500 5.650 . 10.150	4.600 7.650 -0.100 12.150	44.350
15	16	*Andrea Mora	MEX	Diff: 4.400 Exec: 8.100 ND: . Final: 12.500	3.300 5.850 . 9.150	5.000 6.250 . 11.250	4.700 5.650 . 10.350	43.250
16	24	*Ana Victoria De Leon	PAN	Diff: 4.200 Exec: 8.100 ND: . Final: 12.300	1.600 6.750 . 8.350	3.700 7.700 . 11.400	3.900 7.150 . 11.050	43.100
	15	*Federica Scheiman	MEX	Diff: 4.600 Exec: 8.100 ND: . Final: 12.700	3.600 3.450 . 7.050	4.900 6.700 . 11.600	4.800 6.550 -0.100 11.250	42.600
	19	*Courtney McGregor	NZL	Diff: 4.400 Exec: 7.700 ND: . Final: 12.100	3.300 4.550 . 7.850	5.000 5.050 . 10.050	4.800 7.300 . 12.100	42.100





2012 Pacific Rim Championships

Meet Results - Juniors

Women

Competition I / II

Friday, March 16, 1:30pm

Rank	Num	Name	Country					AA
17	9	*Nina Lou	CHN	Diff: 5.200 Exec: 8.250 ND: . Final: 13.450	0.000 0.000 . 0.000	6.100 8.200 . 14.300	5.400 8.450 . 13.850	41.600
18	7	*Jie Mei	CHN	Diff: 0.000 Exec: 0.000 ND: . Final: 0.000	5.800 7.800 . 13.600	5.800 7.850 . 13.650	4.900 8.550 . 13.450	40.700
19	11	*Yu-Chun Lai	TPE	Diff: 4.200 Exec: 7.800 ND: . Final: 12.000	1.700 6.700 . 8.400	3.200 7.150 . 10.350	3.200 6.100 . 9.300	40.050
	2	*Madelaine Leydin	AUS	Diff: 0.000 Exec: 0.000 ND: . Final: 0.000	4.700 7.400 . 12.100	5.200 7.550 . 12.750	4.700 6.650 -0.300 11.050	35.900
20	10	*Wan-Yin Chen	TPE	Diff: 4.200 Exec: 7.850 ND: . Final: 12.050	1.700 5.050 . 6.750	2.100 4.550 . 6.650	2.700 6.400 . 9.100	34.550
21	12	*Angela Arce	CRC	Diff: 4.000 Exec: 7.000 ND: . Final: 11.000	1.100 7.000 -4.000 4.100	3.800 5.300 -0.100 9.000	3.700 5.500 . 9.200	33.300
	4	*Maegan Chant	CAN	Diff: 5.200 Exec: 8.550 ND: . Final: 13.750	4.800 5.750 . 10.550	0.000 0.000 . 0.000	0.000 0.000 . 0.000	24.300
	21	*Tara Purvis	NZL	Diff: 4.000 Exec: 8.050 ND: . Final: 12.050	1.400 7.100 . 8.500	20.550
	8	*Wei Wang	CHN	Diff: . Exec: . ND: . Final: .	0.000 0.000 . 0.000	0.000 0.000 . 0.000	4.500 5.450 -0.400 9.550	9.550