

# MAG - Nationals, Ottawa 2013

Page: 1  
Printed: 5/22/2013 6:11 PM







## Meet Results

Men / JR

May 21, 2013

Session: 2

Judge's Signatures

Rank	Num	Name	Gym	Birthdate							AA
1	356	Matthew Halickman	Père Sablon, QC	N/A	Diff: 4.700	4.300	4.900	4.400	4.600	4.600	
					Exec: 7.750	7.750	8.000	8.850	8.200	7.800	
					ND: _____	_____	_____	_____	_____	_____	
					Final: 12.450	12.050	12.900	13.250	12.800	12.400	75.850
					Place: 10	2	2	4	8	4	1
2	287	Justin Karstadt	Futures, ON	N/A	Diff: 4.400	4.300	4.500	5.200	4.600	4.200	
					Exec: 8.350	7.250	7.800	8.500	8.450	7.650	
					ND: _____	_____	_____	_____	_____	_____	
					Final: 12.750	11.550	12.300	13.700	13.050	11.850	75.200
					Place: 5T	8	6	2	3T	7	2
3	240	Aaron Mah	Vancouver, BC	N/A	Diff: 4.600	4.200	3.900	4.400	4.300	4.800	
					Exec: 8.750	6.100	7.850	8.650	9.100	8.250	
					ND: _____	_____	_____	-0.100	_____	_____	
					Final: 13.350	10.300	11.750	12.950	13.400	13.050	74.800
					Place: 2	11	10	9	1	1T	3
4	396	Wyatt Tyndall	Taiso Gym Centre, SK	N/A	Diff: 4.800	4.300	4.400	4.400	4.500	4.400	
					Exec: 8.600	7.400	8.350	8.800	7.400	7.350	
					ND: _____	_____	_____	_____	_____	_____	
					Final: 13.400	11.700	12.750	13.200	11.900	11.750	74.700
					Place: 1	6	3T	5T	13T	9	4
5	241	Steven Chaplin	Twisters, BC	N/A	Diff: 4.600	4.200	3.900	4.800	4.300	4.000	
					Exec: 8.500	7.600	6.850	9.000	8.750	7.950	
					ND: _____	_____	_____	_____	_____	_____	
					Final: 13.100	11.800	10.750	13.800	13.050	11.950	74.450
					Place: 4	5	13	1	3T	6	5
6	279	Stephen Clouter	Halifax ALTA, NS	N/A	Diff: 4.200	4.300	3.400	3.600	4.500	4.200	
					Exec: 8.200	8.100	7.150	8.300	8.700	8.850	
					ND: _____	_____	_____	0.000	_____	_____	
					Final: 12.400	12.400	10.550	11.900	13.200	13.050	73.500
					Place: 11	1	14	14T	2	1T	6
7	290	Parker Ramsay	Mississauga, ON	N/A	Diff: 4.200	3.500	3.800	3.600	3.800	3.100	
					Exec: 7.800	7.900	9.150	8.550	9.050	9.000	
					ND: _____	_____	_____	_____	_____	_____	
					Final: 12.000	11.400	12.950	12.150	12.850	12.100	73.450
					Place: 13	9	1	13	6T	5	7
8	289	Keanu Nunes	Futures, ON	N/A	Diff: 4.400	4.400	4.500	3.600	4.400	2.800	
					Exec: 7.800	7.550	7.500	8.700	8.450	9.000	
					ND: _____	_____	_____	_____	_____	_____	
					Final: 12.200	11.950	12.000	12.300	12.850	11.800	73.100
					Place: 12	3	7T	11	6T	8	8
9	242	Julian Geisler	Langley, BC	N/A	Diff: 4.800	4.000	4.600	4.400	4.600	4.400	
					Exec: 8.500	5.550	8.150	8.700	8.350	6.800	
					ND: _____	_____	_____	_____	_____	_____	
					Final: 13.300	9.550	12.750	13.100	12.950	11.200	72.850
					Place: 3	13	3T	7	5	11T	9
10	205	Teagan Marsden	Capital City, AB	N/A	Diff: 4.700	4.300	3.900	3.000	4.500	4.400	
					Exec: 8.050	7.350	8.100	8.900	7.400	8.200	
					ND: _____	_____	_____	_____	_____	_____	
					Final: 12.750	11.650	12.000	11.900	11.900	12.600	72.800
					Place: 5T	7	7T	14T	13T	3	10

# MAG - Nationals, Ottawa 2013







Page: 2  
Printed: 5/22/2013 6:11 PM

## Meet Results

Men / JR

May 21, 2013

Session: 2

Rank	Num	Name	Gym	Birthday							AA
11	358	Samuel Gaudet-Pellerin	Unigym, QC	N/A	Diff: 4.500	4.500	3.400	4.400	4.200	2.700	
					Exec: 7.700	7.350	8.100	8.950	8.150	8.450	
					ND: -0.300						
					Final: 11.900	11.850	11.500	13.350	12.350	11.150	72.100
					Place: 14	4	11T	3	9T	13	11
12	395	Joel Gagnon	Taiso Gym Centre, SK	N/A	Diff: 5.200	3.300	4.400	4.400	4.400	3.900	
					Exec: 7.500	7.350	8.000	8.800	7.600	6.950	
					ND: .						
					Final: 12.700	10.650	12.400	13.200	12.000	10.850	71.800
					Place: 7	10	5	5T	12	14	12
13	243	Alexander Farquharson	Delta Gymnastics, BC	N/A	Diff: 4.600	4.200	4.000	4.400	4.300	4.000	
					Exec: 8.000	6.050	7.500	8.950	8.050	7.400	
					ND: .			-0.300			
					Final: 12.600	10.250	11.500	13.050	12.350	11.400	71.150
					Place: 8	12	11T	8	9T	10	13
14	244	Brian Lau	Richmond, BC	N/A	Diff: 5.000	3.200	4.400	5.200	4.100	3.700	
					Exec: 7.550	4.950	7.450	7.800	8.000	7.500	
					ND: .			-0.300			
					Final: 12.550	8.150	11.850	12.700	12.100	11.200	68.550
					Place: 9	15	9	10	11	11T	14
15	324	Matt Gallant	Island Gym, PEI	N/A	Diff: 4.200	3.900	2.200	3.600	3.900	3.900	
					Exec: 7.400	5.100	7.900	8.600	7.700	6.250	
					ND: .						
					Final: 11.600	9.000	10.100	12.200	11.600	10.150	64.650
					Place: 15	14	15	12	15	15	15