

MAG - Nationals, Ottawa 2013

Page: 1
Printed: 5/22/2013 9:40 PM







Meet Results

May 21, 2013

Men / NO

Session: 3







Judge's Signatures

Rank	Num	Name	Gym							AA
1	359	Francis Croft	Père Sablon, QC	Diff: 3.900	3.900	3.600	4.800	4.000	3.600	
				Exec: 9.050	7.850	9.000	9.350	8.750	8.950	
				ND: 0.100	0.100					
				Final: 13.050	11.850	12.600	14.150	12.750	12.550	76.950
				Place: 3	2	3	3	1	1	1
2	292	Taylor Jackle Spriggs	Ottawa Gym, ON	Diff: 3.500	3.800	2.700	4.400	3.500	3.500	
				Exec: 9.400	8.800	8.750	9.250	8.800	8.250	
				ND: .	0.100	0.100				
				Final: 12.900	12.700	11.550	13.650	12.300	11.750	74.850
				Place: 4	1	12	4	8	9T	2
3	360	Kelton Weekes	Unigym, QC	Diff: 3.900	2.800	3.400	4.400	3.300	3.200	
				Exec: 8.700	8.600	8.050	8.750	9.050	9.050	
				ND: .	0.000			0.100	0.100	
				Final: 12.600	11.400	11.450	13.150	12.450	12.350	73.400
				Place: 6T	6	13	6*	4T	2	3
4	295	Wolfe Gazer	Burlington BGs, ON	Diff: 4.200	2.800	3.900	5.200	3.500	3.500	
				Exec: 8.900	8.050	8.900	9.300	8.300	6.700	
				ND: .	0.100					
				Final: 13.100	10.950	12.800	14.500	11.800	10.200	73.350
				Place: 2	11T	2	1	11T	25T	4
5	207	Sean Mickelson	U Of Calgary Gym, AB	Diff: 3.800	3.300	3.300	4.400	3.800	3.400	
				Exec: 8.300	7.550	8.350	8.750	8.650	8.900	
				ND: .	0.100	0.100				
				Final: 12.100	10.950	11.750	13.150	12.450	12.300	72.700
				Place: 14	11T	9T	6*	4T	3	5
6T	291	Joel Cornelius	Burlington BGs, ON	Diff: 4.000	2.800	3.500	5.200	3.100	3.400	
				Exec: 8.600	7.700	8.250	9.100	8.300	8.350	
				ND: .		0.000				
				Final: 12.600	10.500	11.750	14.300	11.400	11.750	72.300
				Place: 6T	19	9T	2	22	9T	6T
6T	293	Gianmarco Mastrantoni	Mississauga, ON	Diff: 3.800	3.400	3.300	3.600	3.200	3.400	
				Exec: 8.100	8.050	9.100	8.800	8.850	8.600	
				ND: .	0.100					
				Final: 11.900	11.550	12.400	12.400	12.050	12.000	72.300
				Place: 16T	5	4T	19T	10	4	6T
8	265	Padraec Robinson	Halifax ALTA, NS	Diff: 3.100	3.300	3.200	4.400	3.100	3.200	
				Exec: 8.950	7.600	9.100	8.850	8.600	8.650	
				ND: 0.100	0.100	0.000	-0.100			
				Final: 12.150	11.000	12.300	13.150	11.700	11.850	72.150
				Place: 13	10	6	6T	17*	6	8
9	294	Cameron Namek	TGI, ON	Diff: 3.600	3.100	3.400	3.600	3.100	2.800	
				Exec: 9.000	8.100	8.000	8.950	9.400	8.850	
				ND: .					0.100	
				Final: 12.600	11.200	11.400	12.550	12.500	11.750	72.000
				Place: 6T	7	14T	14T	3	9T	9
10T	296	Bruno Webster	Ottawa Gym, ON	Diff: 3.100	3.100	2.500	3.600	3.200	2.700	
				Exec: 9.450	8.500	9.100	8.950	9.200	8.500	
				ND: 0.100	0.100				-1.000	
				Final: 12.650	11.700	11.600	12.550	12.400	10.200	71.100
				Place: 5	3	11	14*	6	25T	10T

MAG - Nationals, Ottawa 2013

Meet Results

May 21, 2013

Rank	Num	Name	Gym							AA
10T	264	Zach Longley	Halifax ALTA, NS	Diff: 3.200	2.700	3.100	3.600	3.100	3.100	
				Exec: 9.100	7.950	9.200	8.750	8.600	8.400	
				ND: 0.100	0.100	0.100				
				Final: 12.400	10.750	12.400	12.350	11.700	11.500	71.100
				Place: 11	16T	4T	21T	17*	14	10T
12	328	Blaise Roberts	Island Gym, PEI	Diff: 3.500	3.200	3.100	3.600	3.100	3.000	
				Exec: 8.450	7.250	8.750	9.250	9.000	8.250	
				ND: 0.100	0.100	0.100				
				Final: 12.050	10.550	11.950	12.850	12.100	11.250	70.750
				Place: 15	18	8	12	9	18	12
13	211	Brad Earl	U Of Calgary Gym, AB	Diff: 4.200	3.000	4.100	4.400	3.300	3.100	
				Exec: 7.700	6.750	8.150	8.550	9.050	8.000	
				ND: -0.100	0.100					
				Final: 11.800	9.850	12.250	12.950	12.350	11.100	70.300
				Place: 18	23	7	10*	7	19T	13
14	209	Carl Hall	Calgary Gym, AB	Diff: 3.900	3.700	3.500	4.400	3.300	3.300	
				Exec: 8.000	7.300	7.850	8.650	8.350	7.800	
				ND: .	0.100					
				Final: 11.900	11.100	11.350	13.050	11.650	11.100	70.150
				Place: 16T	9	17T	9	20	19T	14
15	212	Sam Ito	Calgary Gym, AB	Diff: 3.700	3.300	4.000	4.400	3.200	3.500	
				Exec: 8.800	7.500	8.900	8.550	5.200	7.800	
				ND: .	0.100	0.100				
				Final: 12.500	10.900	13.000	12.950	8.400	11.300	69.050
				Place: 10	13	1	10*	33	17	15
16	297	Tyler Glavind	Tumblers, ON	Diff: 3.500	3.100	2.400	3.600	3.000	3.100	
				Exec: 7.900	7.150	8.750	8.900	8.250	8.650	
				ND: 0.100	0.100					
				Final: 11.500	10.350	11.150	12.500	11.250	11.750	68.500
				Place: 23T	20	19	17	25	9T	16
17	362	Abankwah Philippe	Gymnika, QC	Diff: 3.500	2.900	3.400	3.600	3.300	3.000	
				Exec: 8.250	7.750	7.350	8.800	8.500	7.750	
				ND: -0.200	0.100		-0.100			
				Final: 11.550	10.750	10.750	12.300	11.800	10.750	67.900
				Place: 21T	16T	22T	23T	11T	23	17
18	372	Anthony Bergoin	Père Sablon, QC	Diff: 3.300	3.300	2.700	3.600	3.300	3.100	
				Exec: 8.300	6.350	7.850	8.750	8.500	8.700	
				ND: .	0.100					
				Final: 11.600	9.750	10.550	12.350	11.800	11.800	67.850
				Place: 19T	24	24	21T	11T	7T	18
19	363	Zackari Lévesque	Unigym, QC	Diff: 4.000	3.100	2.700	3.600	3.200	3.000	
				Exec: 7.650	7.650	8.700	8.650	8.500	8.550	
				ND: -0.300	0.100		-0.300		-1.000	
				Final: 11.350	10.850	11.400	11.950	11.700	10.550	67.800
				Place: 25T	14	14T	27	17T	24	19
20	206	Graham Kelly	U Of Calgary Gym, AB	Diff: 3.500	3.500	3.000	3.600	3.100	2.000	
				Exec: 7.100	7.650	7.200	8.100	9.500	9.350	
				ND: .					0.100	
				Final: 10.600	11.150	10.200	11.700	12.600	11.450	67.700
				Place: 32	8	25	30	2	15	20







MAG - Nationals, Ottawa 2013

Meet Results

Men / NO

May 21, 2013

Session: 3

Rank	Num	Name	Gym							AA
21	368	William Gagnon	Jako, QC	Diff: 3.600 Exec: 8.650 ND: 0.100 Final: 12.350 Place: 12	3.000 7.000 0.100 10.100 22	3.300 8.100 0.000 11.400 14T	3.600 8.950 _____ 12.550 14*	3.100 6.050 _____ 9.150 31	3.100 8.450 _____ 11.550 13	67.100 21
22	325	Sam Mallett	Island Gym, PEI	Diff: 3.100 Exec: 8.150 ND: _____ Final: 11.250 Place: 28	3.300 7.500 0.000 10.800 15	3.100 8.000 _____ 11.100 20	3.000 8.800 -0.300 11.500 31	3.100 7.650 _____ 10.750 27	3.000 7.950 _____ 10.950 22	66.350 22
23	397	Teague King	Taiso Gym Centre, SK	Diff: 4.000 Exec: 7.300 ND: _____ Final: 11.300 Place: 27	3.100 6.400 _____ 9.500 26	3.000 8.200 -1.900 9.300 30	3.600 8.700 _____ 12.300 23T	3.900 7.700 _____ 11.600 21	3.900 8.000 _____ 11.900 5	65.900 23
24	210	Graham Plomp	Dynamyx, AB	Diff: 3.600 Exec: 7.550 ND: -0.100 Final: 11.050 Place: 29	2.300 8.350 -1.000 9.650 25	2.500 7.950 -0.900 9.550 27T	3.600 8.600 -0.300 11.900 28	3.100 8.700 _____ 11.800 11T	2.700 8.650 _____ 11.350 16	65.300 24
25	398	Nicolas Hallgrimson	Taiso Gym Centre, SK	Diff: 3.700 Exec: 7.650 ND: _____ Final: 11.350 Place: 25T	3.100 6.250 _____ 9.350 27	3.200 6.350 0.100 9.650 26	3.000 9.050 -0.300 11.750 29	3.300 7.650 _____ 10.950 26	3.200 7.800 _____ 11.000 21	64.050 25
26	408	Keith Boyle	Taiso Gym Centre, SK	Diff: 3.700 Exec: 7.800 ND: _____ Final: 11.500 Place: 23T	2.900 6.750 -1.000 8.650 28	2.500 8.000 -1.000 9.500 29	3.200 9.450 0.100 12.750 13	2.700 7.150 _____ 9.850 28	3.000 8.100 -1.000 10.100 27	62.350 26
27	263	Ian Kielly	Winnipeg Gym, MB	Diff: 4.000 Exec: 7.550 ND: _____ Final: 11.550 Place: 21T	2.800 4.300 _____ 7.100 30	2.300 7.000 -2.000 7.300 32	4.400 8.150 -0.100 12.450 18	3.600 8.150 _____ 11.750 16	3.400 8.400 _____ 11.800 7T	61.950 27
28	369	Charles Morin	Père Sablon, QC	Diff: 3.300 Exec: 9.150 ND: 0.100 Final: 12.550 Place: 9	2.400 7.750 -1.900 8.250 29	2.400 7.700 -1.000 9.100 31	2.800 9.400 _____ 12.200 25T	2.600 7.500 -0.900 9.200 30	2.900 6.500 0.100 9.500 29	60.800 28
29	374	Gabriel Beauchamp	Gymnika, QC	Diff: 3.500 Exec: 8.100 ND: _____ Final: 11.600 Place: 19T	2.700 5.850 -2.000 6.550 31	2.600 8.200 _____ 10.800 21	2.800 7.650 -0.300 10.150 32	2.700 6.700 _____ 9.400 29	2.300 8.100 -1.000 9.400 30	57.900 29
30	327	Carson Younker	Island Gym, PEI	Diff: 3.100 Exec: 7.750 ND: _____ Final: 10.850 Place: 31	2.400 5.050 -2.000 5.450 32	2.400 8.350 _____ 10.750 22T	3.000 9.200 _____ 12.200 25T	3.000 6.000 _____ 9.000 32	3.000 5.100 _____ 8.100 31	56.350 30







MAG - Nationals, Ottawa 2013

Meet Results

Men / NO

May 21, 2013

Session: 3

Rank	Num	Name	Gym							AA
31	364	François Hogue	Père Sablon, QC	Diff: 3.600	3.700	2.600	3.600	3.200	—	
				Exec: 7.450	6.550	6.950	8.800	9.000	—	
				ND: -0.100	—	—	—	-0.900	—	
				Final: 10.950	10.250	9.550	12.400	11.300	—	54.450
				Place: 30	21	27T	19T	23T	32*	31
32	266	Jared Goad	Cobequid Spartan, NS	Diff: 3.800	—	—	4.400	3.100	2.700	
				Exec: 9.550	—	—	8.950	8.200	6.850	
				ND: 0.100	—	—	—	—	—	
				Final: 13.450	—	—	13.350	11.300	9.550	47.650
				Place: 1	33*	33*	5	23T	28	32
33	208	Tristan Randal	Calgary Gym, AB	Diff: —	3.300	—	—	3.100	—	
				Exec: —	8.250	—	—	8.700	—	
				ND: —	0.100	—	—	—	—	
				Final: —	11.650	—	—	11.800	—	23.450
				Place: 33*	4	33*	33*	11T	32*	33
34	231	Caleb Darrow	Kingswood, AB	Diff: —	—	3.600	—	—	—	
				Exec: —	—	7.750	—	—	—	
				ND: —	—	—	—	—	—	
				Final: —	—	11.350	—	—	—	11.350
				Place: 33*	33*	17T	33*	34	32*	34