

**Results Team competition MAG**







EYOF qualification MENS

Utrecht 2013



16-jul-2013

**Medal group: EYOF Team Competition Men**

<i>Rank</i>	<i>Team</i>	<i>Total</i>						
1	Great Britain	169.550	28.750	27.550	27.450	29.250	29.200	27.350
2	Russian Federation	167.300	27.950	27.550	27.350	28.400	28.950	27.100
3	Italy	161.300	26.750	26.250	26.150	28.500	26.950	26.700
4	France	160.850	27.850	23.850	26.850	28.200	27.300	26.800
5	Belgium	160.550	27.800	26.050	26.000	27.450	27.100	26.150
6	Switzerland	159.600	27.300	24.850	25.800	27.400	27.350	26.900
7	Hungary	158.900	27.350	25.700	26.200	27.550	27.200	24.900
8	The Netherlands	157.250	26.400	24.600	25.750	27.000	27.350	26.150
8	Turkey	157.250	26.500	24.750	26.300	27.350	27.500	24.850
10	Germany	157.050	26.800	25.850	25.800	27.300	26.500	24.800
11	Ukraine	156.600	26.950	25.250	25.900	27.100	26.600	24.800
12	Cyprus	155.850	26.200	24.900	25.900	26.550	27.000	25.300
13	Armenia	154.650	26.500	26.200	25.000	26.850	25.850	24.250
14	Austria	153.800	26.250	26.050	24.800	26.800	26.500	23.400
15	Croatia	153.050	26.650	25.650	23.200	26.300	26.100	25.150
15	Portugal	153.050	25.850	24.700	26.300	26.500	25.700	24.000
17	Israel	152.700	25.450	25.950	25.550	26.300	25.250	24.200
18	Belarus	150.800	25.450	23.600	24.850	27.750	24.000	25.150
19	Slovenia	148.700	25.850	23.850	24.900	25.800	25.150	23.150
20	Republic of Serbia	147.450	25.950	23.500	23.850	26.250	25.750	22.150
21	Greece	146.950	26.300	22.450	24.750	26.800	23.950	22.700
22	Poland	146.700	26.400	21.000	23.550	27.000	25.200	23.550
23	Spain	146.650	25.400	22.850	26.700	26.350	24.600	20.750
24	Lithuania	146.250	26.500	22.100	23.200	25.650	25.200	23.600
25	Ireland	145.750	25.500	23.500	23.850	25.550	25.100	22.250
26	Czech Republic	143.850	25.650	21.250	23.800	25.250	24.550	23.350
27	Romania	143.500	24.750	21.400	24.600	26.800	23.200	22.750
28	Slovakia	142.750	25.900	22.200	25.000	23.050	24.000	22.600
29	Norway	142.250	25.650	21.000	22.200	27.150	24.150	22.100
30	Finland	140.800	26.100	20.450	23.350	27.850	24.800	18.250
31	Bulgaria	138.750	25.250	19.200	23.850	26.200	22.450	21.800
32	Latvia	110.200	12.250	10.400	20.200	22.950	22.700	21.700