

2013 World Cup

Meet Results

Jan 5, 2013





Page: 1

Printed: 1/5/2013 7:10:12 PM

Women / 7 / Ch B

Session: 1

Judge's Signatures

Rank	Num	Name	Gym					AA
1	713	Ariana Martinez	Auburn	9.600 1	8.925 9	9.475 1	9.400 1	37.400 1
2	768	Quincy Richeson	Westside	9.250 8	9.375 2T	9.150 4	9.375 2	37.150 2
3	769	Katelyn Barnard	Westside	9.300 5T	9.350 4	9.125 5T	9.075 8T	36.850 3
4	770	Nicole Alstrin	Westside	9.350 3	9.250 7	8.950 8T	9.225 4T	36.775 4
5	750	Annalise Totten-Kelly	OMEGA	9.312 4	9.425 1	8.900 10	9.075 9T	36.712 5
6	751	Zoey Furuya	OMEGA	9.300 6T	8.400 14	9.400 3	9.225 5T	36.325 6
7	714	Camryn Tongue	Auburn	9.275 7	9.150 8	9.050 7	8.775 13	36.250 7
8	712	Mackenzie Fleming	Auburn	8.950 12	9.375 3T	8.350 14	9.150 7	35.825 8
9	716	Caitlyn Hogan	Auburn	9.200 9	8.450 13	9.125 6T	8.975 11T	35.750 9
10	749	Lanie Lischke	OMEGA	8.800 14	9.300 6	8.825 11	8.675 15	35.600 10
11	715	Savannah Johnson	Auburn	9.175 10	9.325 5	7.450 17	9.225 6T	35.175 11
12	703	Samantha Payne	Athletic Edge	8.700 15T	8.650 11T	8.575 13	9.075 10T	35.000 12
13	704	Caitlyn Kiefiuk Yates	Athletic Edge	8.700 16T	8.700 10	8.225 16	8.725 14	34.350 13
14	731	Madison Schalk	NWGTC	8.650 17	8.650 12T	8.300 15	8.475 16	34.075 14
15	767	Madeleine Huffman	Westside	9.500 2	— 15T	8.950 9T	9.350 3	27.800 15
16	735	Ashlyn Willett	National Academy	8.850 13	— 16T	9.450 2	8.975 12T	27.275 16
17	740	Hailey Howard	OGA	9.050 11	— 17T	8.800 12	0.000 17	17.850 17