

2013 Men's Jerrell Steel

Team Results







Jan 12-13, 2013

Page: 1

Printed: 1/12/2013 6:16:19 PM

Men / 7 / All Ages

Session: 2

Rank	Gym	Team	Score						
1	Gym Quest	A	182.500	29.500 1	28.500 1	32.100 1	34.400 1	27.700 1T	30.300 2
	914 Henry Paulson			10.500	10.000	10.900	11.900	9.400	12.000
	916 Erik Engelke			10.000	9.500	10.800	11.200	9.000	10.500
	917 Adam Flanzenbaum			9.000	9.000	10.400			7.800
	915 Adam Bauer						11.300	9.300	
2	Capital	A	176.700	25.700 3	26.900 2	31.000 2	34.000 2	27.700 2T	31.400 1
	905 Joshua Studeman			10.000	10.200	11.200	11.700	9.300	11.400
	907 Joseph Eckert			8.200		10.100	11.300	9.100	9.300
	903 Joseph Minus			7.500	8.100	9.700		9.300	
	906 Jason Genge				8.600		11.000		10.700
3	Gymstrada	A	168.500	28.500 2	23.800 3	28.200 4	33.700 3	27.500 3	26.800 4
	919 Joey Ladner			10.400	7.100		11.600		
	920 Garrett Kasiski			9.800	7.400	9.400	11.700	9.300	9.500
	950 Isaac Palacios			8.300	9.300	9.800	10.400	7.700	8.300
	921 Tyrus Woodard					9.000		10.500	9.000
4	Williamsburg	A	159.800	25.600 4	19.800 5	30.400 3	31.700 5	24.000 5	28.300 3
	930 John Retzlaff			9.600	7.000	11.100	10.000	9.500	8.700
	931 David Dawnkaski			8.600	6.600	9.600	10.700	6.700	9.600
	932 Masaccio Braun			7.400	6.200	9.700	11.000	7.800	10.000
5	Docksiders	A	136.000	14.500 5	22.800 4	20.400 5	32.100 4	25.100 4	21.100 5
	910 Jamie Fong			7.500	8.400	10.400	11.600	9.800	8.700
	908 Nick Feraci			7.000	8.300	10.000	10.100	7.600	5.000
	909 Brendan Doyle				6.100		10.400	7.700	7.400