

# 2014 JO Nationals- TS

## Meet Results - Multi






May 10, 2014

Page: 1  
Printed: 5/10/2014 7:07:00 PM

Men / 10 / 16 yrs

Session: 7

Judge's Signatures

Rank	Num	Name/Gym								AA
1	515	Alec Yoder Interactive	Prelims	14.400	15.550	14.700	14.700	14.250	15.450	89.050
			Finals	8.450	8.900	9.400	8.400	8.250	8.750	52.150
				Combined Total:						141.200
2	502	David Jesson TAG USA	Prelims	14.450	13.300	14.600	15.550	14.950	15.400	88.250
			Finals	8.950	9.000	9.200	8.800	8.450	8.500	52.900
				Combined Total:						141.150
3	497	Grant Breckenridge BGGC	Prelims	15.100	13.550	14.850	14.800	15.000	15.000	88.300
			Finals	8.700	8.100	9.500	8.950	9.200	8.250	52.700
				Combined Total:						141.000
4	513	Marty Strech Azarian	Prelims	14.400	14.450	15.050	15.050	14.800	15.000	88.750
			Finals	7.650	8.850	9.800	8.850	8.650	8.300	52.100
				Combined Total:						140.850
5	491	Tristan Burke WOGA Frisco	Prelims	15.000	13.750	14.900	14.350	14.100	13.950	86.050
			Finals	8.000	8.650	9.400	9.000	8.650	7.950	51.650
				Combined Total:						137.700
6	501	Alex Diab Premier	Prelims	15.900	13.500	15.900	14.800	13.750	14.250	88.100
			Finals	8.450	5.650	9.800	8.850	8.700	8.100	49.550
				Combined Total:						137.650
7	494	Yaroslav Pochinka WOGA Plano	Prelims	14.250	13.900	15.000	15.050	14.550	13.400	86.150
			Finals	7.400	8.350	9.550	9.050	8.550	8.050	50.950
				Combined Total:						137.100
8	489	Levi Anderson Cypress	Prelims	15.850	13.850	13.750	14.650	13.250	15.550	86.900
			Finals	8.650	7.800	8.000	8.800	8.050	8.600	49.900
				Combined Total:						136.800
9T	473	Johnny Jacobson USA Gym World	Prelims	13.800	13.450	13.500	14.350	14.800	12.400	82.300
			Finals	8.250	8.350	9.200	8.900	9.100	8.650	52.450
				Combined Total:						134.750
9T	498	Anton Stephenson DeVeau's	Prelims	14.200	12.950	13.400	15.150	14.450	13.550	83.700
			Finals	8.650	7.800	8.100	9.100	8.800	8.600	51.050
				Combined Total:						134.750
11	492	Fabian Deluna WOGA Frisco	Prelims	12.300	12.750	15.600	14.800	14.300	14.000	83.750
			Finals	8.500	8.000	9.200	8.350	8.650	7.800	50.500
				Combined Total:						134.250
12	490	Jordan King Cypress	Prelims	13.500	13.750	14.100	14.050	14.350	13.250	83.000
			Finals	8.350	8.950	9.350	8.050	8.250	8.150	51.100
				Combined Total:						134.100
13	493	Cole Casanova WOGA Frisco	Prelims	14.900	13.950	14.100	14.350	13.950	13.650	84.900
			Finals	7.250	7.800	8.900	8.400	7.950	8.050	48.350
				Combined Total:						133.250

# 2014 JO Nationals- TS




## Meet Results - Multi

May 10, 2014

Page: 2  
Printed: 5/10/2014 7:07:00 PM

Men / 10 / 16 yrs

Session: 7

Rank	Num	Name/Gym								AA
14	507	Anthony McCallum CO Training Center	Prelims	14.600	12.950	12.750	14.200	14.650	13.650	82.800
			Finals	8.550	5.350	9.500	9.150	9.200	8.600	50.350
				Combined Total:						133.150
15	482	Emyre Cole Go For It USA	Prelims	12.950	13.500	13.950	14.800	14.550	12.600	82.350
			Finals	8.600	7.250	8.200	9.050	8.800	8.850	50.750
				Combined Total:						133.100
16	510	Shaun Herzog Daggett's	Prelims	14.050	10.900	14.850	15.050	14.900	12.950	82.700
			Finals	8.400	6.950	9.000	8.500	8.750	8.350	49.950
				Combined Total:						132.650
17	505	Marcos Gatinho Universal Gymnastics	Prelims	13.650	13.550	13.950	14.100	13.150	14.500	82.900
			Finals	7.500	7.200	8.600	8.550	8.600	9.000	49.450
				Combined Total:						132.350
18	511	Peter Daggett Daggett's	Prelims	14.500	13.000	14.800	13.700	14.150	13.000	83.150
			Finals	7.500	7.600	9.200	8.350	8.950	7.300	48.900
				Combined Total:						132.050
19	499	Michael Burns HVG	Prelims	14.650	12.250	13.400	13.250	12.050	14.650	80.250
			Finals	7.650	8.400	9.550	8.350	9.050	8.600	51.600
				Combined Total:						131.850
20	495	Ryan Wangler Classic	Prelims	14.350	13.700	12.250	14.150	14.400	13.650	82.500
			Finals	7.600	7.950	7.850	8.100	8.800	8.550	48.850
				Combined Total:						131.350
21	496	Vitali Kan Swiss Turners	Prelims	13.100	12.500	13.800	14.900	14.200	13.750	82.250
			Finals	8.150	8.550	8.650	8.800	8.200	6.350	48.700
				Combined Total:						130.950
22	503	Genki Suzuki Montgomery	Prelims	12.200	12.100	13.650	14.600	14.000	13.600	80.150
			Finals	8.350	8.600	6.750	8.900	9.100	8.400	50.100
				Combined Total:						130.250
23	509	Austin Lober Gold Cup	Prelims	14.100	12.700	13.850	14.350	13.300	13.000	81.300
			Finals	7.500	6.100	9.000	8.300	7.350	7.500	45.750
				Combined Total:						127.050
24	512	Eric Klein Daggett's	Prelims	15.200	11.250	12.500	14.600	11.450	14.900	79.900
			Finals	8.100	6.050	8.000	8.400	8.050	8.100	46.700
				Combined Total:						126.600
25	481	Christian Kalustian Byers Elk Grove	Prelims	14.400	12.350	13.700	13.950	12.550	13.100	80.050
			Finals	7.000	6.300	8.400	8.850	7.600	6.900	45.050
				Combined Total:						125.100
26	504	Rogelio Vazquez Orlando Metro	Prelims	13.800	13.050	12.300	13.050	12.850	13.400	78.450
			Finals	7.550	5.500	8.550	8.050	8.500	7.650	45.800
				Combined Total:						124.250

# 2014 JO Nationals- TS

## Meet Results - Multi







May 10, 2014

Page: 3

Printed: 5/10/2014 7:07:00 PM

Men / 10 / 16 yrs

Session: 7

Rank	Num	Name/Gym								AA
27	483	Gareth Weiss Payke	Prelims Finals	13.050 7.500	12.900 6.500	13.700 5.300	13.750 8.650	13.500 7.300	13.700 7.600	80.600 42.850
Combined Total:										123.450
28T	487	Zachary Treadway Bart Conner	Prelims Finals	13.950 8.300	11.650 6.950	13.300 7.650	13.650 8.800	12.200 7.900	11.650 6.800	76.400 46.400
Combined Total:										122.800
28T	516	Landon Mathis Palmetto	Prelims Finals	11.900 8.250	11.050 7.550	12.850 8.400	14.550 8.500	13.000 7.450	12.000 7.300	75.350 47.450
Combined Total:										122.800
30	480	Thomas Chin Broadway	Prelims Finals	12.900 8.100	11.450 6.050	13.750 8.400	12.850 8.800	11.800 7.950	13.050 7.000	75.800 46.300
Combined Total:										122.100
31	488	Grant Kell Crenshaw	Prelims Finals	11.250 7.050	12.750 6.750	12.250 7.800	13.700 8.500	12.950 8.000	12.600 8.150	75.500 46.250
Combined Total:										121.750
32	486	Harrison Plate SB Gymnastics	Prelims Finals	13.800 6.000	12.500 6.450	13.050 8.350	13.000 7.850	13.450 7.550	11.100 7.000	76.900 43.200
Combined Total:										120.100
33	485	Nicholas Garcia San Mateo	Prelims Finals	12.100 6.600	12.100 6.250	13.550 7.850	13.600 8.600	11.800 7.450	12.850 6.750	76.000 43.500
Combined Total:										119.500
34	474	Esteban Montiel USA Gym World	Prelims Finals	14.850 6.850	9.500 5.400	13.350 4.700	13.350 8.600	14.000 7.650	13.550 7.050	78.600 40.250
Combined Total:										118.850
35	484	Barrett Weiss Payke	Prelims Finals	13.400 7.900	12.800 6.500	11.000 6.350	13.200 8.600	12.450 4.000	12.900 7.650	75.750 41.000
Combined Total:										116.750
36	500	Joseph Smith Integrity	Prelims Finals	12.600 6.800	11.650 4.150	12.800 7.400	12.750 8.350	12.400 6.600	12.600 7.250	74.800 40.550
Combined Total:										115.350

# 2014 JO Nationals- TS

## Event Results - Multi

May 10, 2014

Page: 1  
Printed: 5/10/2014 6:52:12 PM

Men / 10 / 16 yrs

Session: 7

#1 = 2014 JO Nationals- TS: 100%

#2 = 2014 Men's JO National Championships: 100%



Place	Num	Name	Gym	#2	#1	Score
1	489	Levi Anderson	Cypress	15.850	8.650	24.500
2	501	Alex Diab	Premier	15.900	8.450	24.350
3	497	Grant Breckenridge	BGGC	15.100	8.700	23.800
4	502	David Jesson	TAG USA	14.450	8.950	23.400
5	512	Eric Klein	Daggett's	15.200	8.100	23.300
6	507	Anthony McCallum	CO Training Center	14.600	8.550	23.150

# 2014 JO Nationals- TS

## Event Results - Multi

May 10, 2014

Page: 1  
Printed: 5/10/2014 6:52:56 PM

Men / 10 / 16 yrs

Session: 7

#1 = 2014 JO Nationals- TS: 100%

#2 = 2014 Men's JO National Championships: 100%



Place	Num	Name	Gym	#2	#1	Score
1	515	Alec Yoder	Interactive	15.550	8.900	24.450
2	513	Marty Strech	Azarian	14.450	8.850	23.300
3	490	Jordan King	Cypress	13.750	8.950	22.700
4	491	Tristan Burke	WOGA Frisco	13.750	8.650	22.400
5	502	David Jesson	TAG USA	13.300	9.000	22.300
6	494	Yaroslav Pochinka	WOGA Plano	13.900	8.350	22.250

# 2014 JO Nationals- TS

## Event Results - Multi

May 10, 2014

Page: 1  
Printed: 5/10/2014 6:53:42 PM

Men / 10 / 16 yrs

Session: 7

#1 = 2014 JO Nationals- TS: 100%

#2 = 2014 Men's JO National Championships: 100%



Place	Num	Name	Gym	#2	#1	Score
1	501	Alex Diab	Premier	15.900	9.800	25.700
2	513	Marty Strech	Azarian	15.050	9.800	24.850
3	492	Fabian Deluna	WOGA Frisco	15.600	9.200	24.800
4	494	Yaroslav Pochinka	WOGA Plano	15.000	9.550	24.550
5	497	Grant Breckenridge	BGGC	14.850	9.500	24.350
6	491	Tristan Burke	WOGA Frisco	14.900	9.400	24.300

# 2014 JO Nationals- TS

## Event Results - Multi

May 10, 2014

Page: 1  
Printed: 5/10/2014 6:54:14 PM

Men / 10 / 16 yrs

Session: 7

#1 = 2014 JO Nationals- TS: 100%

#2 = 2014 Men's JO National Championships: 100%



Place	Num	Name	Gym	#2	#1	Score
1	502	David Jesson	TAG USA	15.550	8.800	24.350
2	498	Anton Stephenson	DeVeau's	15.150	9.100	24.250
3	494	Yaroslav Pochinka	WOGA Plano	15.050	9.050	24.100
4	513	Marty Strech	Azarian	15.050	8.850	23.900
5	482	Emyre Cole	Go For It USA	14.800	9.050	23.850
6	497	Grant Breckenridge	BGGC	14.800	8.950	23.750

# 2014 JO Nationals- TS

## Event Results - Multi

May 10, 2014

Page: 1  
Printed: 5/10/2014 6:54:51 PM

Men / 10 / 16 yrs

Session: 7

#1 = 2014 JO Nationals- TS: 100%

#2 = 2014 Men's JO National Championships: 100%



Place	Num	Name	Gym	#2	#1	Score
1	497	Grant Breckenridge	BGGC	15.000	9.200	24.200
2	473	Johnny Jacobson	USA Gym World	14.800	9.100	23.900
3	507	Anthony McCallum	CO Training Center	14.650	9.200	23.850
4	510	Shaun Herzog	Daggett's	14.900	8.750	23.650
5	513	Marty Strech	Azarian	14.800	8.650	23.450
6	502	David Jesson	TAG USA	14.950	8.450	23.400



# 2014 JO Nationals- TS

## Event Results - Multi

May 10, 2014

Page: 1  
Printed: 5/10/2014 6:55:31 PM

Men / 10 / 16 yrs

Session: 7

#1 = 2014 JO Nationals- TS: 100%

#2 = 2014 Men's JO National Championships: 100%



Place	Num	Name	Gym	#2	#1	Score
1	515	Alec Yoder	Interactive	15.450	8.750	24.200
2	489	Levi Anderson	Cypress	15.550	8.600	24.150
3	502	David Jesson	TAG USA	15.400	8.500	23.900
4	505	Marcos Gatinho	Universal Gymnastics	14.500	9.000	23.500
5	513	Marty Strech	Azarian	15.000	8.300	23.300
6T	497	Grant Breckenridge	BGGC	15.000	8.250	23.250
6T	499	Michael Burns	HVG	14.650	8.600	23.250