



National Games
KERALA 2015
31 Jan - 14 Feb

35th National Games, Kerala

Jimmy George Indoor Stadium, Trivandrum

1st to 6th February, 2015



RESULT BOOK - GYMNASTICS



Men's Artistic Gymnastics (MAG)

Women's Artistic Gymnastics (WAG)



Rhythmic Gymnastics (RG)



35th National Games, Kerala
Jimmy George Indoor Stadium, Trivandrum
1st to 6th February 2015



INDEX

Sr	Description	Page Number
General		
1	Cover Page	1
2	Index	2 - 3
3	Results Summary - MAG	4
4	Results Summary - WAG	5
5	Results Summary - RG	6
6	Medal Tally - States	7
7	Medal Tally - Individuals (Multi Medallists)	8
Men's Artistic Gymnastics		9
Competition I - Qualification & Team Final		
8	Team Results	10-11
9	Individual All Around Qualification	12-13
10	Qualification Results - Floor Exercise	14-15
11	Qualification Results - Pommel Horse	16
12	Qualification Results - Rings	17
13	Qualification Results - Table Vault (1 Vault)	18-19
14	Qualification Results - Table Vault (2 Vaults)	20-21
15	Qualification Results - Parallel Bars	22-23
16	Qualification Results - Horizontal Bars	24
17	List of Gymnasts Qualified for All Around Final	25
18	List of Gymnasts Qualified for Apparatus Final	26
Competition II - Individual All Around Final		
19	Individual All Around Final Results	27
Competition III - Apparatus Finals		
20	Start List for Competition III	28
21	Final Results - Floor Exercise	29
22	Final Results - Pommel Horse	30
23	Final Results - Rings	31
24	Final Results - Table Vault	32
25	Final Results - Parallel Bars	33
26	Final Results - Horizontal Bars	34

INDEX

Sr	Description	Page Number
Women's Artistic Gymnastics		35
Competition I - Qualification & Team Final		
27	Team Results	36-37
28	Individual All Around Qualification	38
29	Qualification Results - Table Vault (1 Vault)	39-40
30	Qualification Results - Table Vault (2 Vaults)	41-42
31	Qualification Results - Uneven Bars	43
32	Qualification Results - Balancing Beam	44
33	Qualification Results - Floor Exercise	45-46
34	List of Gymnasts Qualified for All Around Final	47
35	List of Gymnasts Qualified for Apparatus Final	48
Competition II - Individual All Around Final		
34	Individual All Around Final Results	49
Competition III - Apparatus Finals		
35	Start List for Competition III	50
36	Final Results - Table Vault	51
37	Final Results - Uneven Bars	52
38	Final Results - Balancing Beam	53
39	Final Results - Floor Exercise	54
Rhythmic Gymnastics		55
Competition I - Qualification & Team Final		
40	Team Results	56
41	Individual All Around Qualification	57
42	Qualification Results - Hoop	58
43	Qualification Results - Ball	59
44	Qualification Results - Clubs	60
45	Qualification Results - Ribbon	61
Competition II - Individual All Around Final		
46	Individual All Around Final Results	62
Competition III - Apparatus Finals		
47	Start List for Competition III	63
48	Final Results - Hoop	64
49	Final Results - Ball	65
50	Final Results - Clubs	66
51	Final Results - Ribbon	67



35th National Games, Kerala
Jimmy George Indoor Stadium, Trivandrum
1st to 6th February, 2015



RESULT SUMMARY - MEN'S ARTISTIC GYMNASTICS



Team Championship

Rank	Name	State	Points
1	SSCB	SSCB	385.150
2	Uttar Pradesh	UP	376.400
3	West Bengal	WB	364.550
4	Maharashtra	MAH	342.200
5	Madhya Pradesh	MP	322.800
6	Punjab	PUN	322.300



Individual All Around

Rank	Name	State	Points
1	Rakesh Kumar Patra	SSCB	78.050
2	Ashish Kumar	UP	77.350
3	M. Shinoj	KER	76.250
4	Govinda Kalbande	SSCB	75.450
5	Siddharth Verma	UP	73.300
6	Yogeshwar Singh	HAR	68.800



Floor Exercises

Rank	Name	State	Points
1	Chandan Pathak	SSCB	13.600
2	Ashish Kumar	UP	13.367
3	Aditya Singh Rana	UP	13.300
4	K Roopakanta Sharma	MAN	13.133
5	Pratip Das	WB	12.567
6	Vinayak Auti	MAH	12.267



Pommel Horse

Rank	Name	State	Points
1	Dhan Bahadur	SSCB	13.833
2	Abhijeet Kumar	UP	13.700
3	M. Shinoj	KER	13.067
4	Rakesh Kumar Patra	SSCB	13.033
5	Siddharth Verma	UP	12.900
6	Animesh Panja	WB	11.800



Rings

Rank	Name	State	Points
1	Rakesh Kumar Patra	SSCB	14.233
2	Partha Mondal	WB	13.833
3	Anil Mullick	SSCB	13.533
4	Ashish Kumar	UP	13.167
5	M. Shinoj	KER	13.000
6	Gobinda Pramanik	WB	12.667



Table Vault

Rank	Name	State	Points
1	Anil Mullick	SSCB	13.333
2	Yogeshwar Singh	HAR	13.317
3	Ashish Kumar	UP	12.733
4	Aditya Singh Rana	UP	12.683
5	Pratip Das	WB	12.433
6	Animesh Panja	WB	12.267



Parallel Bars

Rank	Name	State	Points
1	Aditya Singh Rana	UP	13.900
2	Ashish Kumar	UP	13.833
3	Pratip Das	WB	13.767
4	Rohit Kumar	SSCB	13.467
5	Dhan Bahadur	SSCB	12.900
6	Yogeshwar Singh	HAR	12.833



Horizontal Bar

Rank	Name	State	Points
1	Rakesh Kumar Patra	SSCB	13.300
2	M D Boby	SSCB	13.267
3	Siddharth Verma	UP	12.333
4	Partha Mondal	WB	12.233
5	Animesh Panja	WB	11.800
6	Abhijeet Kumar	UP	11.600



35th National Games, Kerala
Jimmy George Indoor Stadium, Trivandrum
1st to 6th February, 2015



RESULT SUMMARY - WOMEN'S ARTISTIC GYMNASTICS



Team Championship

Rank	Name	State	Points
1	West Bengal	WB	207.850
2	Maharashtra	MAH	205.500
3	Punjab	PUN	169.200
4	Delhi	DEL	145.800
5	Uttar Pradesh	UP	135.600



Individual All Around

Rank	Name	State	Points
1	Dipa Karmakar	TRI	52.100
2	Pranti Nayak	MP	47.600
3	Pranati Das	WB	45.450
4	B Aruna Reddy	AP	43.000
5	Vandita Raval	MAH	40.600
6	Shraddha Talekar	MAH	40.350



Table Vault

Rank	Name	State	Points
1	Dipa Karmakar	TRI	13.983
2	Pranti Nayak	MP	13.433
3	B Aruna Reddy	AP	13.167
4	Payel Bhattacharjee	WB	12.933
5	Shravani A Raut	MAH	12.150
6	Shravani Vaidya	MAH	11.933



Balancing Beam

Rank	Name	State	Points
1	Dipa Karmakar	TRI	13.333
2	Mandira Hazra Chowdhury	WB	11.567
3	Vandita Raval	MAH	11.500
4	B Aruna Reddy	AP	11.100
5	Payel Bhattacharjee	WB	10.500
6	Pranti Nayak	MP	10.167



Uneven Parallel Bars

Rank	Name	State	Points
1	Dipa Karmakar	TRI	12.667
2	Pranti Nayak	MP	10.900
3	Dwija K Asher	MAH	10.267
4	Pranati Das	WB	10.067
5	Vandita Raval	MAH	9.433
6	Papiya Das	WB	7.900



Floor Exercises

Rank	Name	State	Points
1	Dipa Karmakar	TRI	13.000
2	B Aruna Reddy	AP	11.867
3	Pranti Nayak	MP	11.000
4	Shraddha Talekar	MAH	10.900
5	Pranati Das	WB	10.867
6	Mandira Hazra Chowdhury	WB	10.367



35th National Games, Kerala
Jimmy George Indoor Stadium, Trivandrum
1st to 6th February, 2015



RESULT SUMMARY - RHYTHMIC GYMNASTICS



Team Championship

Rank	Name	State	Points
1	Jammu & Kashmir	J&K	82.150
2	Punjab	PUN	81.700
3	Maharashtra	MAH	81.450
4	Delhi	DEL	55.400
5	Andhra Pradesh	AP	52.350
6	Kerala	KER	40.700



Individual All Around

Rank	Name	State	Points
1	Prabhjot Bajwa	PUN	41.825
2	Palak Kour	J&K	39.200
3	G Meghana	AP	39.100
4	Mitali Dogra	J&K	38.850
5	Madhura Tambe	MAH	37.350
6	Sweksha Prakash	PUN	37.250



HOOP

Rank	Name	State	Points
1	Prabhjot Bajwa	PUN	10.200
2	Disha Nidre	MAH	10.050
3	Nishtha Shah	MAH	9.400
4	Palak Kour	J&K	9.200
5	Sweksha Prakash	PUN	9.000
6	G Meghana	AP	8.700



CLUBS

Rank	Name	State	Points
1	G Meghana	AP	10.150
2	Disha Nidre	MAH	9.900
3	Mitali Dogra	J&K	9.600
4	Madhura Tambe	MAH	9.500
5	Sweksha Prakash	PUN	9.350
6	Prabhjot Bajwa	PUN	9.300



BALL

Rank	Name	State	Points
1	Palak Kour	J&K	10.500
2	Prabhjot Bajwa	PUN	10.300
3	Mitali Dogra	J&K	9.950
4	Sweksha Prakash	PUN	9.750
5	G Meghana	AP	9.550
6	Madhura Tambe	MAH	9.450



RIBBON




Rank	Name	State	Points
1	Madhura Tambe	MAH	9.650
2	Sweksha Prakash	PUN	9.400
3	Prabhjot Bajwa	PUN	9.150
4	Palak Kour	J&K	8.850
5	Nishtha Shah	MAH	8.400
6	Mitali Dogra	J&K	7.600



35th National Games, Kerala
Jimmy George Indoor Stadium, Trivandrum
1st to 6th February 2015



MEDAL TALLY - STATES




Sr	State		Gold 	Silver 	Bronze 	Total
1	Services	SSCB	7	1	1	9
2	Tripura	TRI	5			5
3	Punjab	PUN	2	3	2	7
4	Jammu and Kashmir	J&K	2	1	2	5
5	Uttar Pradesh	UP	1	5	3	9
6	Maharashtra	MAH	1	3	4	8
7	West Bengal	WB	1	2	3	6
8	Andhra Pradesh	AP	1	1	2	4
9	Madhya Pradesh	MP		3	1	4
10	Haryana	HAR		1		1
11	Kerala	KER			2	2
GRAND TOTAL			20	20	20	60



35th National Games, Kerala
 Jimmy George Indoor Stadium, Trivandrum
 1st to 6th February 2015



MEDAL TALLY - INDIVIDUALS (MULTI MEDALLISTS)

Sr	Gymnast / Team	State	Gold 	Silver 	Bronze 	Total
1	Dipa Karmakar	TRI	5			5
2	Rakesh Kumar Patra	SSCB	4			4
3	Prabhjot Bajwa	PUN	2	2	1	5
4	Palak Kour	J&K	2	1		3
5	Anil Mullick	SSCB	2		1	3
6	Dhan Bahadur	SSCB	2			2
6	Chandan Pathak	SSCB	2			2
8	Aditya Singh Rana	UP	1	1	1	3
9	M D Bobby	SSCB	1	1		2
9	Mandira Hazra Chowdhu	WB	1	1		2
11	Mitali Dogra	J&K	1		2	3
12	G Meghana	AP	1		1	2
12	Madhura Tambe	MAH	1		1	2
12	Pranati Das	WB	1		1	2
15	Ashish Kumar	UP		4	1	5
16	Pranti Nayak	MP		3	1	4
17	Disha Nidre	MAH		2	1	3
18	Sweksha Prakash	PUN		2		2
18	Abhijeet Kumar	UP		2		2
20	B Aruna Reddy	AP		1	1	2
20	Partha Mondal	WB		1	1	2
20	Vandita Rawal	MAH		1	1	2
20	Dwija K Asher	MAH		1	1	2
20	Siddharth Verma	UP		1	1	2
25	Pratip Das	WB			2	2
25	M. Shinoj	KER			2	2
25	Nishtha Shah	MAH			2	2



National Games
KERALA 2015
31 Jan - 14 Feb



RESULTS









MEN'S ARTISTIC GYMNASTICS










35th National Games, Kerala
Jimmy George Indoor Stadium, Trivandrum
1st to 6th February 2015



RESULTS - QUALIFICATION & TEAM CHAMPIONSHIP

Rank	STATE							
		FX	PH	SR	VT	PB	HB	Total
1	Services SSCB							
	168 Anil Mullick	13.25	-	12.85	13.40	-	11.40	50.90
	169 Chandan Pathak	13.95	12.50	12.15	13.15	10.50	11.05	73.30
	170 Dhan Bahadur	-	14.10	-	-	13.35	-	27.45
	171 Govinda Kalbande	13.30	13.15	12.00	13.50	12.45	12.10	76.50
	172 M D Bobby	12.75	12.80	12.25	12.25	12.05	12.60	74.70
	173 Rakesh Kumar Patra	13.65	13.15	13.80	13.45	12.15	12.25	78.45
	174 Rohit Kumar	13.20	13.00	11.15	12.70	12.95	10.65	73.65
	Services Scb Total	67.35	66.20	63.05	66.20	62.95	59.40	385.15
2	Uttar Pradesh							
	176 Abhijeet Kumar	12.95	13.50	11.10	13.20	12.70	11.95	75.40
	177 Aditya Singh Rana	13.05	12.70	12.05	11.45	13.45	11.20	73.90
	178 Alok Ranjan	11.70	13.00	10.75	12.70	-	-	48.15
	179 Ashish Kumar	13.05	12.45	13.25	13.45	13.40	11.55	77.15
	180 Iqrar Hasan	12.60	12.30	11.55	-	10.40	10.15	57.00
	181 Mayank Srivastava	-	-	-	-	12.80	11.75	24.55
	182 Siddharth Verma	13.25	13.45	12.40	12.15	12.10	12.20	75.55
	Uttar Pradesh Total	64.90	65.10	60.35	62.95	64.45	58.65	376.40
3	West Bengal							
	185 Animesh Panja	11.40	12.40	11.30	12.25	12.20	12.00	71.55
	186 Anubhav Ghosh	12.15	12.60	10.75	12.70	11.35	11.00	70.55
	187 Debojit Roy	12.70	-	-	11.80	11.65	-	36.15
	188 Gobinda Pramanik	12.20	11.60	12.15	12.85	12.85	10.40	72.05
	189 Partha Mondal	-	12.05	12.95	-	12.70	11.60	49.30
	190 Subhankar Roy	12.40	12.20	10.05	13.30	-	10.65	58.60
	191 Pratip Das	13.20	10.85	11.90	12.85	13.00	10.40	72.20
	West Bengal Total	62.65	60.85	59.05	63.95	62.40	55.65	364.55
4	Maharashtra							
	143 Akash Dongre	11.65	11.05	11.50	12.20	12.15	11.25	69.80
	144 Anish Joshi	10.50	-	10.90	11.75	11.65	-	44.80
	145 Narsimha Chavhan	12.25	11.40	10.80	12.15	11.55	10.95	69.10
	146 Prithviraj Phadnis	11.95	10.30	11.25	11.90	11.40	10.15	66.95
	147 Sagar Sawant	10.45	10.35	10.05	-	-	3.70	34.55
	148 Vijay Ingle	-	11.00	-	12.45	10.90	10.70	45.05
	149 Vinayak Auti	12.80	8.95	10.90	12.55	11.40	11.15	67.75
	Maharashtra Total	59.15	54.10	55.35	61.25	58.15	54.20	342.20








Rank	STATE							
		FX	PH	SR	VT	PB	HB	Total
136	Abhishek Chatterjee	12.15	11.45	10.15	12.55	11.50	9.85	67.65
137	Ashutosh Verma	11.40	10.20	4.40	10.85	11.15	3.85	51.85
138	Bharat Batham	10.45	11.10	8.65	11.00	9.60	8.70	59.50
139	Jagat Sharma	11.60	10.65	11.05	11.05	11.25	9.90	65.50
140	Narendra Mahawar	12.00	11.15	10.15	10.65	10.10	3.50	57.55
141	Rohit Jadhav	-	-	-	-	-	-	-
142	Sunder Verma	12.45	12.35	11.10	11.55	11.45	10.65	69.55
Madhya Pradesh Total		59.60	56.70	51.10	57.00	55.45	42.95	322.80
6 Punjab								
159	Gaurav Kumar	10.55	11.20	5.70	10.70	10.95	8.45	57.55
160	Gurjinder Singh	10.15	4.85	10.40	12.35	11.65	10.10	59.50
161	Harpreet Ghuman	10.00	10.10	-	-	12.10	8.50	40.70
162	Arun Kumar Sharma	-	-	10.25	11.20	11.30	9.65	42.40
163	Mandeep Singh	12.20	10.00	9.90	11.90	11.70	-	55.70
164	Mukesh Singh	11.95	10.85	10.90	11.20	11.40	9.90	66.20
165	Vikram Manro	11.20	9.35	10.40	10.50	-	9.25	50.70
Punjab Total		56.05	51.50	51.85	57.35	58.15	47.40	322.30
7 Kerala								
129	M. Shinoj	12.65	12.05	12.85	13.10	11.90	12.75	75.30
131	Sarath G.L.	7.60	4.00	8.45	11.15	10.75	10.05	52.00
132	Sarath Gopal	8.30	2.50	9.05	11.40	10.95	4.45	46.65
133	Jithu V. S	-	2.80	5.00	-	5.05	-	12.85
134	Rajeev R.	9.35	3.25	7.00	10.75	11.00	2.40	43.75
135	Sooraj	11.25	-	9.70	12.30	11.50	3.65	48.40
Kerala Total		49.15	24.60	47.05	58.70	56.10	33.30	268.90
8 Kerala-A								
130	Renjith R. Nair	10.50	4.30	8.45	11.65	10.80	4.00	49.70
192	Vanchangiri Dathu	11.95	11.00	10.00	12.80	5.40	7.20	58.35
193	Vipin K. Nair	-	-	4.35	-	-	2.00	6.35
194	Anup Krishnan	10.20	3.75	-	11.40	6.05	-	31.40
195	Sachin Rami	10.70	8.75	8.75	11.55	5.95	0.95	46.65
196	Mahesh Babu	9.75	5.05	9.30	11.05	10.25	3.80	49.20
197	Roshan Das	11.40	1.00	4.25	11.80	10.95	2.40	41.80
Kerala-A Total		54.75	32.85	40.85	59.20	44.00	19.40	251.05
9 Manipur								
150	B Tulshidas Sharma	10.85	9.40	9.80	-	10.55	4.05	44.65
151	Ch Meiraba Meitei	11.05	6.50	3.95	10.40	11.45	4.45	47.80
152	K Roopakanta Sharma	12.70	10.70	11.05	13.15	11.80	10.30	69.70
153	Kh Madankumar	11.85	1.00	2.30	10.75	1.20	-	27.10
154	N Tolongkhomba Meitei	9.65	2.50	4.80	11.55	3.45	-	31.95
155	Omit Deb	-	-	-	-	-	-	-
156	S Ruban Meitei	11.15	3.00	9.65	11.45	2.50	1.30	39.05
Manipur Total		57.60	32.10	39.25	57.30	39.75	20.10	246.10










35th National Games, Kerala
Jimmy George Indoor Stadium, Trivandrum
1st to 6th February 2015



MAG INDIVIDUAL QUALIFICATION (Competition I)

Rank	Name	State								Remarks
			FX	PH	SR	VT	PB	HB	Total	
1	173 Rakesh Kumar Patra	SSCB	13.65	13.15	13.80	13.45	12.15	12.25	78.45	Q
2	179 Ashish Kumar	UP	13.05	12.45	13.25	13.45	13.40	11.55	77.15	Q
3	171 Govinda Kalbande	SSCB	13.30	13.15	12.00	13.50	12.45	12.10	76.50	Q
4	182 Siddharth Verma	UP	13.25	13.45	12.40	12.15	12.10	12.20	75.55	Q
5	176 Abhijeet Kumar	UP	12.95	13.50	11.10	13.20	12.70	11.95	75.40	
6	129 M. Shinoj	KER	12.65	12.05	12.85	13.10	11.90	12.75	75.30	Q
7	172 M D Bobby	SSCB	12.75	12.80	12.25	12.25	12.05	12.60	74.70	
8	177 Aditya Singh Rana	UP	13.05	12.70	12.05	11.45	13.45	11.20	73.90	
9	174 Rohit Kumar	SSCB	13.20	13.00	11.15	12.70	12.95	10.65	73.65	
10	169 Chandan Pathak	SSCB	13.95	12.50	12.15	13.15	10.50	11.05	73.30	
11	191 Pratip Das	WB	13.20	10.85	11.90	12.85	13.00	10.40	72.20	Q
12	188 Gobinda Pramanik	WB	12.20	11.60	12.15	12.85	12.85	10.40	72.05	Q
13	185 Animesh Panja	WB	11.40	12.40	11.30	12.25	12.20	12.00	71.55	
14	186 Anubhav Ghosh	WB	12.15	12.60	10.75	12.70	11.35	11.00	70.55	
15	120 Yogeshwar Singh	HAR	11.70	11.70	10.50	14.05	12.20	9.95	70.10	Q
16	143 Akash Dongre	MAH	11.65	11.05	11.50	12.20	12.15	11.25	69.80	Q
17	152 K Roopakanta Sharn	MAN	12.70	10.70	11.05	13.15	11.80	10.30	69.70	Q
18	142 Sunder Verma	MP	12.45	12.35	11.10	11.55	11.45	10.65	69.55	Q
19	145 Narsimha Chavhan	MAH	12.25	11.40	10.80	12.15	11.55	10.95	69.10	Q
20	149 Vinayak Auti	MAH	12.80	8.95	10.90	12.55	11.40	11.15	67.75	
21	115 Bapi Roy	GOA	11.90	11.15	11.10	13.10	11.50	8.95	67.70	Q
22	136 Abhishek Chatterjee	MP	12.15	11.45	10.15	12.55	11.50	9.85	67.65	Q
23	146 Prithviraj Phadnis	MAH	11.95	10.30	11.25	11.90	11.40	10.15	66.95	
24	164 Mukesh Singh	PUN	11.95	10.85	10.90	11.20	11.40	9.90	66.20	Q
25	116 Bharat Nagarkoti	GOA	11.90	10.35	10.80	11.90	10.15	10.40	65.50	Q
25	139 Jagat Sharma	MP	11.60	10.65	11.05	11.05	11.25	9.90	65.50	
27	113 Anuj Rathi	DEL	11.55	10.85	9.00	11.45	11.45	10.85	65.15	Q
28	119 Hitesh Kumar	HAR	12.30	10.90	9.40	11.40	11.75	5.85	61.60	Q
29	167 Shubham Kumar	RAJ	11.40	9.65	9.65	11.05	9.70	10.10	61.55	Q
30	158 Saurav Kumar Moha	ODS	10.35	7.50	11.25	11.90	10.70	8.60	60.30	Q
31	160 Gurjinder Singh	PUN	10.15	4.85	10.40	12.35	11.65	10.10	59.50	Q
31	138 Bharat Batham	MP	10.45	11.10	8.65	11.00	9.60	8.70	59.50	
33	190 Subhankar Roy	WB	12.40	12.20	10.05	13.30	-	10.65	58.60	

Rank	Name	State								Remarks
			FX	PH	SR	VT	PB	HB	Total	
34	192 Vanchangiri Dathu	KER-A	11.95	11.00	10.00	12.80	5.40	7.20	58.35	Q
35	140 Narendra Mahawar	MP	12.00	11.15	10.15	10.65	10.10	3.50	57.55	
35	159 Gaurav Kumar	PUN	10.55	11.20	5.70	10.70	10.95	8.45	57.55	
37	180 Iqrar Hasan	UP	12.60	12.30	11.55	-	10.40	10.15	57.00	
38	163 Mandeep Singh	PUN	12.20	10.00	9.90	11.90	11.70	-	55.70	
39	110 Sandeep Chouhan	CDG	9.20	9.80	8.25	10.35	11.35	5.65	54.60	Q
40	118 Vatsal Reshamwala	GUJ	10.30	3.55	9.45	10.85	10.85	8.65	53.65	Q
41	102 N Sri Sai	AP	11.35	10.85	3.25	12.20	10.45	4.35	52.45	
42	131 Sarath G.L.	KER	7.60	4.00	8.45	11.15	10.75	10.05	52.00	
43	137 Ashutosh Verma	MP	11.40	10.20	4.40	10.85	11.15	3.85	51.85	
44	168 Anil Mullick	SSCB	13.25	-	12.85	13.40	-	11.40	50.90	
45	165 Vikram Manro	PUN	11.20	9.35	10.40	10.50	-	9.25	50.70	
46	114 Surinder Sharma	DEL	11.20	4.15	4.35	10.75	10.85	9.15	50.45	
47	101 K Bharadwaja	AP	11.25	10.20	11.30	-	11.55	5.65	49.95	
48	130 Renjith R. Nair	KER-A	10.50	4.30	8.45	11.65	10.80	4.00	49.70	
49	189 Partha Mondal	WB	-	12.05	12.95	-	12.70	11.60	49.30	
50	196 Mahesh Babu	KER-A	9.75	5.05	9.30	11.05	10.25	3.80	49.20	
51	135 Sooraj	KER	11.25	-	9.70	12.30	11.50	3.65	48.40	
52	178 Alok Ranjan	UP	11.70	13.00	10.75	12.70	-	-	48.15	
53	151 Ch Meiraba Meitei	MAN	11.05	6.50	3.95	10.40	11.45	4.45	47.80	
54	195 Sachin Rami	KER-A	10.70	8.75	8.75	11.55	5.95	0.95	46.65	
55	132 Sarath Gopal	KER	8.30	2.50	9.05	11.40	10.95	4.45	46.65	
56	109 Amarjeet Singh	CDG	11.20	4.60	8.30	10.40	10.80	0.20	45.50	
57	148 Vijay Ingle	MAH	-	11.00	-	12.45	10.90	10.70	45.05	
58	144 Anish Joshi	MAH	10.50	-	10.90	11.75	11.65	-	44.80	
59	150 B Tulshidas Sharma	MAN	10.85	9.40	9.80	-	10.55	4.05	44.65	
60	134 Rajeev R.	KER	9.35	3.25	7.00	10.75	11.00	2.40	43.75	
61	200 Kiran Desai	KAR-A	3.15	4.95	9.00	12.50	9.65	3.45	42.70	
62	162 Arun Kumar Sharma	PUN	-	-	10.25	11.20	11.30	9.65	42.40	
63	197 Roshan Das	KER-A	11.40	1.00	4.25	11.80	10.95	2.40	41.80	
64	161 Harpreet Ghuman	PUN	10.00	10.10	-	-	12.10	8.50	40.70	
65	156 S Ruban Meitei	MAN	11.15	3.00	9.65	11.45	2.50	1.30	39.05	
66	199 Lokesh N.	KAR-A	10.15	5.20	2.75	10.95	6.10	2.75	37.90	
67	117 Jadav Sagar	GUJ	10.75	1.90	7.75	11.50	4.70	1.05	37.65	
68	187 Debojit Roy	WB	12.70	-	-	11.80	11.65	-	36.15	
69	147 Sagar Sawant	MAH	10.45	10.35	10.05	-	-	3.70	34.55	
70	183 Devesh Kumar	UTT	11.90	10.40	-	-	11.85	-	34.15	




35th National Games, Kerala
Jimmy George Indoor Stadium, Trivandrum
1st to 6th February 2015




QUALIFICATION RESULTS - MAG

FLOOR EXERCISE



Rank	Name	State	D-Score	E-Score	Penalty	Final Score	Remarks
1	169 Chandan Pathak	SSCB	5.30	8.65		13.95	Q
2	173 Rakesh Kumar Patra	SSCB	5.00	8.65		13.65	Q
3	171 Govinda Kalbande	SSCB	5.40	8.10	0.20	13.30	
4	182 Siddharth Verma	UP	4.70	8.55		13.25	Q
5	168 Anil Mullick	SSCB	5.70	7.85	0.30	13.25	
6	191 Pratip Das	WB	5.10	8.10		13.20	Q
7	174 Rohit Kumar	SSCB	5.20	8.00		13.20	
8	177 Aditya Singh Rana	UP	5.60	7.95	0.50	13.05	Q
9	179 Ashish Kumar	UP	5.70	7.35		13.05	
10	176 Abhijeet Kumar	UP	4.60	8.35		12.95	Q
11	149 Vinayak Auti	MAH	4.20	8.60		12.80	Q
12	172 M D Bobby	SSCB	4.80	7.95		12.75	
13	152 K Roopakanta Sharma	MAN	5.20	7.60	0.10	12.70	Q
14	187 Debojit Roy	WB	4.60	8.10		12.70	Q
15	129 M. Shinoj	KER	5.20	7.45		12.65	R1
16	180 Iqrar Hasan	UP	4.90	7.70		12.60	
17	142 Sunder Verma	MP	5.10	7.35		12.45	R2
18	190 Subhankar Roy	WB	4.90	7.80	0.30	12.40	
19	119 Hitesh Kumar	HAR	4.30	8.00		12.30	
20	145 Narsimha Chavhan	MAH	4.40	7.85		12.25	
21	184 Vivek Mishra	UTT	4.70	7.50		12.20	
21	163 Mandeep Singh	PUN	4.70	7.50		12.20	
21	188 Gobinda Pramanik	WB	5.00	7.50	0.30	12.20	
24	186 Anubhav Ghosh	WB	4.80	7.85	0.50	12.15	
25	136 Abhishek Chatterjee	MP	4.40	7.75		12.15	
26	140 Narendra Mahawar	MP	4.40	7.80	0.20	12.00	
27	164 Mukesh Singh	PUN	4.00	8.05	0.10	11.95	
27	146 Prithviraj Phadnis	MAH	4.20	7.85	0.10	11.95	
29	192 Vanchangiri Dathu	KER-A	4.30	7.65		11.95	
30	116 Bharat Nagarkoti	GOA	4.30	7.60		11.90	
30	115 Bapi Roy	GOA	5.20	6.80	0.10	11.90	

FLOOR EXERCISE



Rank	Name	State	D-Score	E-Score	Penalty	Final Score	Remarks
32	183 Devesh Kumar	UTT	5.30	6.60		11.90	
33	153 Kh Madankumar	MAN	4.50	7.65	0.30	11.85	
34	104 Deepesh Sahu	ARU	3.80	7.95		11.75	
35	178 Alok Ranjan	UP	4.60	7.20	0.10	11.70	
36	120 Yogeshwar Singh	HAR	4.40	7.30		11.70	
37	143 Akash Dongre	MAH	3.90	7.75		11.65	
37	103 Rohit Jaiswal	ARU	3.00	8.65		11.65	
39	139 Jagat Sharma	MP	4.40	7.20		11.60	
40	113 Anuj Rathi	DEL	4.90	7.15	0.50	11.55	
41	137 Ashutosh Verma	MP	3.90	7.50		11.40	
41	167 Shubham Kumar	RAJ	3.60	7.80		11.40	
41	197 Roshan Das	KER-A	4.50	7.00	0.10	11.40	
44	185 Animesh Panja	WB	4.80	7.10	0.50	11.40	
45	102 N Sri Sai	AP	4.90	6.45		11.35	
46	135 Sooraj	KER	3.60	7.65		11.25	
46	175 K Sriram	TN	3.40	7.85		11.25	
46	101 K Bharadwaja	AP	4.50	6.75		11.25	
49	109 Amarjeet Singh	CDG	3.40	7.80		11.20	
49	165 Vikram Manro	PUN	3.90	7.30		11.20	
51	114 Surinder Sharma	DEL	4.10	7.10		11.20	
52	156 S Ruban Meitei	MAN	4.50	6.65		11.15	
53	151 Ch Meiraba Meitei	MAN	4.80	6.35	0.10	11.05	
54	150 B Tulshidas Sharma	MAN	4.40	6.45		10.85	
55	117 Jadav Sagar	GUJ	3.80	6.95		10.75	
56	112 Shubham Barley	CHT	3.60	7.10		10.70	
56	195 Sachin Rami	KER-A	2.90	7.80		10.70	
58	159 Gaurav Kumar	PUN	2.80	7.75		10.55	
59	144 Anish Joshi	MAH	4.00	7.30	0.80	10.50	
59	198 Sijin	KER-A	4.50	6.00		10.50	
61	147 Sagar Sawant	MAH	3.60	6.85		10.45	
61	138 Bharat Batham	MP	2.70	7.75		10.45	
63	158 Saurav Kumar Mohanty	ODS	4.00	6.85	0.50	10.35	
64	118 Vatsal Reshamwala	GUJ	3.40	6.90		10.30	
65	194 Anup Krishnan	KER-A	3.30	7.00	0.10	10.20	
66	160 Gurjinder Singh	PUN	4.30	6.25	0.40	10.15	
66	199 Lokesh N.	KAR-A	3.80	6.45	0.10	10.15	



35th National Games, Kerala
Jimmy George Indoor Stadium, Trivandrum
1st to 6th February 2015



QUALIFICATION RESULTS - MAG

POMMEL HORSE



Rank	Name	State	D-Score	E-Score	Penalty	Final Score	Remarks
1	170 Dhan Bahadur	SSCB	5.90	8.20		14.10	Q
2	176 Abhijeet Kumar	UP	5.50	8.00		13.50	Q
3	182 Siddharth Verma	UP	5.50	7.95		13.45	Q
4	173 Rakesh Kumar Patra	SSCB	4.70	8.45		13.15	Q
5	171 Govinda Kalbande	SSCB	5.00	8.15		13.15	
6	174 Rohit Kumar	SSCB	5.00	8.00		13.00	
7	178 Alok Ranjan	UP	5.60	7.40		13.00	
8	172 M D Bobby	SSCB	5.00	7.80		12.80	
9	177 Aditya Singh Rana	UP	4.60	8.10		12.70	
10	186 Anubhav Ghosh	WB	5.30	7.30		12.60	Q
11	169 Chandan Pathak	SSCB	5.20	7.30		12.50	
12	179 Ashish Kumar	UP	5.60	6.85		12.45	
13	185 Animesh Panja	WB	5.00	7.40		12.40	Q
14	142 Sunder Verma	MP	4.80	7.55		12.35	Q
15	180 Iqrar Hasan	UP	4.60	7.70		12.30	
16	190 Subhankar Roy	WB	4.80	7.40		12.20	
17	189 Partha Mondal	WB	5.50	6.55		12.05	
18	129 M. Shinoj	KER	5.00	7.05		12.05	Q
19	120 Yogeshwar Singh	HAR	4.70	7.00		11.70	R1
20	188 Gobinda Pramanik	WB	4.90	6.70		11.60	
21	136 Abhishek Chatterjee	MP	4.30	7.15		11.45	R2
22	147 Sagar Sawant	MAH	3.60	7.65		11.25	
23	159 Gaurav Kumar	PUN	4.40	6.80		11.20	
24	140 Narendra Mahawar	MP	3.90	7.25		11.15	
25	115 Bapi Roy	GOA	4.50	6.65		11.15	
26	138 Bharat Batham	MP	4.10	7.00		11.10	
27	143 Akash Dongre	MAH	3.50	7.55		11.05	
28	192 Vanchangiri Dathu	KER-A	4.30	6.70		11.00	
29	145 Narsimha Chavhan	MAH	3.20	7.70		10.90	
30	149 Vinayak Auti	MAH	3.50	7.40		10.90	
31	119 Hitesh Kumar	HAR	4.30	6.60		10.90	



35th National Games, Kerala
Jimmy George Indoor Stadium, Trivandrum
1st to 6th February 2015



QUALIFICATION RESULTS - MAG

RINGS



Rank	Name	State	D-Score	E-Score	Penalty	Final Score	Remarks
1	173 Rakesh Kumar Patra	SSCB	5.50	8.30		13.80	Q
2	179 Ashish Kumar	UP	5.10	8.15		13.25	Q
3	189 Partha Mondal	WB	5.90	7.05		12.95	Q
4	129 M. Shinoj	KER	5.00	7.85		12.85	Q
5	168 Anil Mullick	SSCB	5.00	7.85		12.85	Q
6	182 Siddharth Verma	UP	5.10	7.30		12.40	Q
7	172 M D Boby	SSCB	4.50	7.75		12.25	
8	188 Gobinda Pramanik	WB	4.90	7.25		12.15	Q
9	169 Chandan Pathak	SSCB	4.80	7.35		12.15	
10	177 Aditya Singh Rana	UP	5.10	6.95		12.05	
11	171 Govinda Kalbande	SSCB	4.80	7.20		12.00	
12	191 Pratip Das	WB	4.80	7.10		11.90	
13	180 Iqrar Hasan	UP	3.70	7.85		11.55	
14	143 Akash Dongre	MAH	3.50	8.00		11.50	Q
15	101 K Bharadwaja	AP	4.20	7.10		11.30	R1
16	185 Animesh Panja	WB	4.60	6.70		11.30	
17	146 Prithviraj Phadnis	MAH	3.60	7.65		11.25	R2
18	158 Saurav Kumar Mohanty	ODS	5.00	6.25		11.25	
19	174 Rohit Kumar	SSCB	4.80	6.35		11.15	
20	117 Jadav Sagar	GUJ	4.30	6.80		11.10	
21	115 Bapi Roy	GOA	4.30	6.80		11.10	
22	142 Sunder Verma	MP	4.40	6.70		11.10	
23	176 Abhijeet Kumar	UP	4.20	6.90		11.10	
24	139 Jagat Sharma	MP	4.00	7.05		11.05	
25	152 K Roopakanta Sharma	MAN	4.30	6.75		11.05	
26	144 Anish Joshi	MAH	3.20	7.70		10.90	
27	149 Vinayak Auti	MAH	3.50	7.40		10.90	
28	164 Mukesh Singh	PUN	4.20	6.70		10.90	
29	145 Narsimha Chavhan	MAH	3.00	7.80		10.80	
30	118 Vatsal Reshamwala	GUJ	3.90	6.90		10.80	
30	116 Bharat Nagarkoti	GOA	3.90	6.90		10.80	



35th National Games, Kerala
Jimmy George Indoor Stadium, Trivandrum
1st to 6th February 2015



QUALIFICATION RESULTS - MAG

VAULT



Rank	Name	State	D-Score	E-Score	Penalty	Final Score	Remarks
1	120 Yogeshwar Singh	HAR	5.20	8.85		14.05	
2	171 Govinda Kalbande	SSCB	4.40	9.10		13.50	
3	173 Rakesh Kumar Patra	SSCB	5.20	8.35	0.10	13.45	
4	179 Ashish Kumar	UP	5.60	7.85		13.45	
5	168 Anil Mullick	SSCB	4.80	8.90	0.30	13.40	
6	190 Subhankar Roy	WB	4.40	8.90		13.30	
7	176 Abhijeet Kumar	UP	4.40	8.80		13.20	
8	152 K Roopakanta Sharma	MAN	4.40	8.85	0.10	13.15	
9	169 Chandan Pathak	SSCB	4.80	8.35		13.15	
10	115 Bapi Roy	GOA	4.40	8.80	0.10	13.10	
11	129 M. Shinoj	KER	4.40	8.70		13.10	
12	188 Gobinda Pramanik	WB	4.40	8.55	0.10	12.85	
13	191 Pratip Das	WB	5.60	7.55	0.30	12.85	
14	192 Vanchangiri Dathu	KER-A	3.60	9.20		12.80	
15	186 Anubhav Ghosh	WB	3.60	9.10		12.70	
16	178 Alok Ranjan	UP	4.40	8.60	0.30	12.70	
16	174 Rohit Kumar	SSCB	4.40	8.60	0.30	12.70	
18	136 Abhishek Chatterjee	MP	3.60	8.95		12.55	
18	149 Vinayak Auti	MAH	3.60	8.95		12.55	
20	200 Kiran Desai	KAR-A	3.60	8.90		12.50	
21	148 Vijay Ingle	MAH	3.60	8.95	0.10	12.45	
22	160 Gurjinder Singh	PUN	3.60	8.85	0.10	12.35	
23	135 Sooraj	KER	3.60	8.70		12.30	
24	172 M D Bobby	SSCB	3.60	8.65		12.25	
24	185 Animesh Panja	WB	3.60	8.65		12.25	
26	143 Akash Dongre	MAH	3.60	8.90	0.30	12.20	
27	102 N Sri Sai	AP	3.60	8.60		12.20	
28	182 Siddharth Verma	UP	4.80	7.45	0.10	12.15	
29	145 Narsimha Chavhan	MAH	3.60	8.55		12.15	
30	163 Mandeep Singh	PUN	3.00	8.90		11.90	
30	116 Bharat Nagarkoti	GOA	3.00	8.90		11.90	

VAULT



Rank	Name	State	D-Score	E-Score	Penalty	Final Score	Remarks
30	146 Prithviraj Phadnis	MAH	3.00	8.90		11.90	
33	158 Saurav Kumar Mohanty	ODS	3.60	8.30		11.90	
34	197 Roshan Das	KER-A	2.80	9.00		11.80	
35	187 Debojit Roy	WB	4.40	7.70	0.30	11.80	
36	144 Anish Joshi	MAH	3.00	8.75		11.75	
37	130 Renjith R. Nair	KER	3.60	8.05		11.65	
38	195 Sachin Rami	KER-A	2.80	8.75		11.55	
38	142 Sunder Verma	MP	2.80	8.75		11.55	
38	154 N Tolongkhomba Meitei	MAN	2.80	8.75		11.55	
41	117 Jadav Sagar	GUJ	2.80	8.80	0.10	11.50	
42	156 S Ruban Meitei	MAN	3.00	8.55	0.10	11.45	
43	177 Aditya Singh Rana	UP	4.00	7.55	0.10	11.45	
44	113 Anuj Rathi	DEL	3.00	8.45		11.45	
45	194 Anup Krishnan	KER-A	2.80	8.60		11.40	
46	119 Hitesh Kumar	HAR	3.60	7.80		11.40	
47	132 Sarath Gopal	KER	2.80	8.60		11.40	
48	105 Amar Nath	ASM	2.80	8.55		11.35	
49	124 Mayank Jain	J&K	2.40	8.95	0.10	11.25	
50	164 Mukesh Singh	PUN	3.00	8.30	0.10	11.20	
51	162 Arun Kumar Sharma	PUN	3.60	7.90	0.30	11.20	
52	127 Rahul Chitrasen	KAR	2.00	9.15		11.15	
53	131 Sarath G.L.	KER	2.80	8.65	0.30	11.15	
54	139 Jagat Sharma	MP	3.00	8.15	0.10	11.05	
55	196 Mahesh Babu	KER-A	2.80	8.35	0.10	11.05	
55	167 Shubham Kumar	RAJ	3.00	8.35	0.30	11.05	
57	112 Shubham Barley	CHT	2.00	9.00		11.00	
57	138 Bharat Batham	MP	3.00	8.10	0.10	11.00	
59	199 Lokesh N.	KAR-A	2.00	8.95		10.95	
60	123 Honey Mehra	J&K	2.00	8.90		10.90	
61	137 Ashutosh Verma	MP	3.00	7.85		10.85	
62	118 Vatsal Reshamwala	GUJ	2.00	8.85		10.85	
63	175 K Sriram	TN	2.80	8.10	0.10	10.80	
64	134 Rajeev R.	KER	2.80	7.95		10.75	
64	114 Surinder Sharma	DEL	3.00	7.85	0.10	10.75	
64	153 Kh Madankumar	MAN	3.00	7.75		10.75	
67	159 Gaurav Kumar	PUN	2.00	8.70		10.70	



35th National Games, Kerala
Jimmy George Indoor Stadium, Trivandrum
1st to 6th February 2015



QUALIFICATION RESULTS - MAG

VAULT (2 Vaults)



Rank	Name	State	Vault	D Score	E Score	Penalty	Vault Score	Total	Remarks
1	168 Anil Mullick	SSCB	I	4.80	8.90	0.30	13.40	13.48	Q
			II	4.40	9.15		13.55		
2	120 Yogeshwar Singh	HAR	I	5.20	8.85		14.05	13.35	Q
			II	3.60	9.05		12.65		
3	191 Pratip Das	WB	I	5.60	7.55	0.30	12.85	12.85	Q
			II	5.20	7.75	0.10	12.85		
4	115 Bapi Roy	GOA	I	4.40	8.80	0.10	13.10	12.65	Q
			II	3.20	9.00		12.20		
5	169 Chandan Pathak	SSCB	I	4.80	8.35		13.15	12.63	Q
			II	2.80	9.30		12.10		
6	179 Ashish Kumar	UP	I	5.60	7.85		13.45	12.60	Q
			II	3.00	8.75		11.75		
7	185 Animesh Panja	WB	I	3.60	8.65		12.25	12.25	Q
			II	3.20	9.05		12.25		
8	190 Subhankar Roy	WB	I	4.40	8.90		13.30	12.18	
			II	3.20	7.85		11.05		
9	177 Aditya Singh Rana	UP	I	4.00	7.55	0.10	11.45	12.15	Q
			II	4.40	8.75	0.30	12.85		
10	192 Vanchangiri Dathu	KER-A	I	3.60	9.20		12.80	12.15	R1
			II	2.80	8.70		11.50		
11	143 Akash Dongre	MAH	I	3.60	8.90	0.30	12.20	12.03	R2
			II	2.80	9.05		11.85		
12	142 Sunder Verma	MP	I	2.80	8.75		11.55	12.00	
			II	3.60	8.85		12.45		
13	200 Kiran Desai	KAR-A	I	3.60	8.90		12.50	11.93	
			II	2.80	8.65	0.10	11.35		
14	188 Gobinda Pramanik	WB	I	4.40	8.55	0.10	12.85	11.90	
			II	2.00	8.95		10.95		
15	119 Hitesh Kumar	HAR	I	3.60	7.80		11.40	11.88	
			II	3.20	9.15		12.35		
16	135 Sooraj	KER	I	3.60	8.70		12.30	11.83	

VAULT (2 Vaults)



Rank	Name	State	Vault	D Score	E Score	Penalty	Vault Score	Total	Remarks
			II	3.20	8.15		11.35		
16	145 Narsimha Chavhan	MAH	I	3.60	8.55		12.15	11.83	
			II	2.80	8.70		11.50		
18	130 Renjith R. Nair	KER	I	3.60	8.05		11.65	11.68	
			II	2.80	9.00	0.10	11.70		
19	187 Debojit Roy	WB	I	4.40	7.70	0.30	11.80	11.65	
			II	3.20	8.30		11.50		
20	113 Anuj Rathi	DEL	I	3.00	8.45		11.45	11.45	
			II	2.80	8.75	0.10	11.45		
20	117 Jadav Sagar	GUJ	I	2.80	8.80	0.10	11.50	11.45	
			II	2.80	8.60		11.40		
22	197 Roshan Das	KER-A	I	2.80	9.00		11.80	11.38	
			II	3.00	8.05	0.10	10.95		
23	158 Saurav Kumar Mohanty	ODS	I	3.60	8.30		11.90	11.35	
			II	2.80	8.10	0.10	10.80		
24	167 Shubham Kumar	RAJ	I	3.00	8.35	0.30	11.05	11.10	
			II	2.80	8.45	0.10	11.15		
25	175 K Sriram	TN	I	2.80	8.10	0.10	10.80	11.00	
			II	2.00	9.20		11.20		
26	114 Surinder Sharma	DEL	I	3.00	7.85	0.10	10.75	10.83	
			II	3.20	7.70		10.90		



35th National Games, Kerala
Jimmy George Indoor Stadium, Trivandrum
1st to 6th February 2015



QUALIFICATION RESULTS - MAG

PARALLEL BARS



Rank	Name	State	D-Score	E-Score	Penalty	Final Score	Remarks
1	177 Aditya Singh Rana	UP	5.40	8.05		13.45	Q
2	179 Ashish Kumar	UP	5.40	8.00		13.40	Q
3	170 Dhan Bahadur	SSCB	5.10	8.25		13.35	Q
4	191 Pratip Das	WB	5.40	7.60		13.00	Q
5	174 Rohit Kumar	SSCB	5.10	7.85		12.95	Q
6	188 Gobinda Pramanik	WB	5.00	7.85		12.85	Q
7	181 Mayank Srivastava	UP	4.70	8.10		12.80	
8	189 Partha Mondal	WB	5.10	7.60		12.70	
9	176 Abhijeet Kumar	UP	5.30	7.40		12.70	
10	171 Govinda Kalbande	SSCB	5.20	7.25		12.45	
11	185 Animesh Panja	WB	4.60	7.60		12.20	
11	120 Yogeshwar Singh	HAR	4.60	7.60		12.20	Q
13	143 Akash Dongre	MAH	4.10	8.05		12.15	Q
14	173 Rakesh Kumar Patra	SSCB	4.90	7.25		12.15	
15	161 Harpreet Ghuman	PUN	4.20	7.90		12.10	R1
16	182 Siddharth Verma	UP	4.80	7.30		12.10	
17	172 M D Bobby	SSCB	5.00	7.05		12.05	
18	129 M. Shinoj	KER	4.70	7.20		11.90	R2
19	183 Devesh Kumar	UTT	4.90	6.95		11.85	
20	152 K Roopakanta Sharma	MAN	4.50	7.30		11.80	
21	119 Hitesh Kumar	HAR	4.20	7.55		11.75	
22	163 Mandeep Singh	PUN	4.20	7.50		11.70	
23	144 Anish Joshi	MAH	3.80	7.85		11.65	
24	187 Debojit Roy	WB	4.00	7.65		11.65	
25	160 Gurjinder Singh	PUN	4.60	7.05		11.65	
26	145 Narsimha Chavhan	MAH	3.50	8.05		11.55	
27	101 K Bharadwaja	AP	3.70	7.85		11.55	
28	135 Sooraj	KER	3.90	7.60		11.50	
29	115 Bapi Roy	GOA	4.60	6.90		11.50	
30	136 Abhishek Chatterjee	MP	4.90	6.60		11.50	
31	151 Ch Meiraba Meitei	MAN	3.90	7.55		11.45	

PARALLEL BARS



Rank	Name	State	D-Score	E-Score	Penalty	Final Score	Remarks
32	113 Anuj Rathi	DEL	3.70	7.75		11.45	
33	142 Sunder Verma	MP	4.80	6.65		11.45	
34	146 Prithviraj Phadnis	MAH	3.60	7.80		11.40	
35	149 Vinayak Auti	MAH	3.80	7.60		11.40	
36	164 Mukesh Singh	PUN	4.80	6.60		11.40	
37	110 Sandeep Chouhan	CDG	3.90	7.45		11.35	
38	186 Anubhav Ghosh	WB	4.30	7.05		11.35	
39	162 Arun Kumar Sharma	PUN	4.10	7.20		11.30	
40	139 Jagat Sharma	MP	4.30	6.95		11.25	
41	137 Ashutosh Verma	MP	4.30	6.85		11.15	
42	134 Rajeev R.	KER	4.10	6.90		11.00	
43	197 Roshan Das	KER-A	3.40	7.55		10.95	
44	132 Sarath Gopal	KER	3.70	7.25		10.95	
45	159 Gaurav Kumar	PUN	3.80	7.15		10.95	
46	148 Vijay Ingle	MAH	3.60	7.30		10.90	
47	118 Vatsal Reshamwala	GUJ	3.20	7.65		10.85	
48	114 Surinder Sharma	DEL	4.10	6.75		10.85	
49	109 Amarjeet Singh	CDG	3.20	7.60		10.80	
50	130 Renjith R. Nair	KER	4.10	6.70		10.80	
51	131 Sarath G.L.	KER	4.00	6.75		10.75	
52	158 Saurav Kumar Mohanty	ODS	4.90	5.80		10.70	
53	150 B Tulshidas Sharma	MAN	3.70	6.85		10.55	
54	169 Chandan Pathak	SSCB	3.30	7.20		10.50	
55	102 N Sri Sai	AP	3.10	7.35		10.45	
56	180 Iqrar Hasan	UP	4.30	6.10		10.40	
57	196 Mahesh Babu	KER-A	3.30	6.95		10.25	
58	116 Bharat Nagarkoti	GOA	3.90	6.25		10.15	
59	140 Narendra Mahawar	MP	3.20	6.90		10.10	
60	167 Shubham Kumar	RAJ	3.30	6.40		9.70	



35th National Games, Kerala
Jimmy George Indoor Stadium, Trivandrum
1st to 6th February 2015



QUALIFICATION RESULTS - MAG

HORIZONTAL BAR



Rank	Name	State	D-Score	E-Score	Penalty	Final Score	Remarks
1	129 M. Shinoj	KER	4.80	7.95		12.75	Q
2	172 M D Bobby	SSCB	4.90	7.70		12.60	Q
3	173 Rakesh Kumar Patra	SSCB	4.40	7.85		12.25	Q
4	182 Siddharth Verma	UP	4.50	7.70		12.20	Q
5	171 Govinda Kalbande	SSCB	4.70	7.40		12.10	
6	185 Animesh Panja	WB	4.20	7.80		12.00	Q
7	176 Abhijeet Kumar	UP	4.50	7.45		11.95	Q
8	181 Mayank Srivastava	UP	4.10	7.65		11.75	
9	189 Partha Mondal	WB	3.80	7.80		11.60	Q
10	179 Ashish Kumar	UP	4.00	7.55		11.55	
11	168 Anil Mullick	SSCB	4.30	7.10		11.40	
12	143 Akash Dongre	MAH	3.50	7.75		11.25	Q
13	177 Aditya Singh Rana	UP	4.40	6.80		11.20	
14	149 Vinayak Auti	MAH	3.80	7.35		11.15	R1
15	169 Chandan Pathak	SSCB	4.40	6.65		11.05	
16	186 Anubhav Ghosh	WB	3.60	7.40		11.00	
17	145 Narsimha Chavhan	MAH	3.70	7.25		10.95	R2
18	113 Anuj Rathi	DEL	4.00	6.85		10.85	
19	148 Vijay Ingle	MAH	2.30	8.40		10.70	
20	142 Sunder Verma	MP	3.40	7.25		10.65	
21	174 Rohit Kumar	SSCB	3.60	7.05		10.65	
22	190 Subhankar Roy	WB	3.90	6.75		10.65	
23	191 Pratip Das	WB	4.20	6.20		10.40	
23	188 Gobinda Pramanik	WB	4.20	6.20		10.40	
25	116 Bharat Nagarkoti	GOA	2.70	7.70		10.40	
26	152 K Roopakanta Sharma	MAN	4.30	6.00		10.30	
27	146 Prithviraj Phadnis	MAH	3.00	7.15		10.15	
28	180 Iqrar Hasan	UP	3.60	6.55		10.15	
29	167 Shubham Kumar	RAJ	3.60	6.50		10.10	
30	160 Gurjinder Singh	PUN	3.30	6.80		10.10	
31	131 Sarath G.L.	KER	3.30	6.75		10.05	
32	120 Yogeshwar Singh	HAR	4.10	5.85		9.95	
33	164 Mukesh Singh	PUN	3.20	6.70		9.90	



35th National Games, Kerala
Jimmy George Indoor Stadium, Trivandrum
1st to 6th February 2015



INDIVIDUAL ALL AROUND (Competition II)

List of Qualified Gymnasts - MAG

Sr. No.	Name	State	Total	
1	173 Rakesh Kumar Patra	SSCB	78.45	
2	179 Ashish Kumar	UP	77.15	G r o u p 1
3	171 Govinda Kalbande	SSCB	76.50	
4	182 Siddharth Verma	UP	75.55	
5	129 M. Shinoj	KER	75.30	
6	191 Pratip Das	WB	72.20	
7	188 Gobinda Pramanik	WB	72.05	
8	120 Yogeshwar Singh	HAR	70.10	
9	143 Akash Dongre	MAH	69.80	
10	152 K Roopakanta Sharma	MAN	69.70	G r o u p 2
11	142 Sunder Verma	MP	69.55	
12	145 Narsimha Chavhan	MAH	69.10	
13	115 Bapi Roy	GOA	67.70	
14	136 Abhishek Chatterjee	MP	67.65	
15	164 Mukesh Singh	PUN	66.20	
16	116 Bharat Nagarkoti	GOA	65.50	
17	113 Anuj Rathi	DEL	65.15	
18	119 Hitesh Kumar	HAR	61.60	G r o u p 3
19	167 Shubham Kumar	RAJ	61.55	
20	158 Saurav Kumar Mohanty	ODS	60.30	
21	160 Gurjinder Singh	PUN	59.50	
22	192 Vanchangiri Dathu	KER-A	58.35	
23	110 Sandeep Chouhan	CDG	54.60	
24	118 Vatsal Reshamwala	GUJ	53.65	









35th National Games, Kerala
Jimmy George Indoor Stadium, Trivandrum
1st to 6th February 2015



QUALIFYING LIST - APPARATUS FINALS (COMPETITION III)

MAG




Rank	Name	State	Points	Rank	Name	State	Points
FLOOR EXERCISE 				VAULT 			
1	169 Chandan Pathak	SSCB	13.95	1	168 Anil Mullick	SSCB	13.48
2	173 Rakesh Kumar Patra	SSCB	13.65	2	120 Yogeshwar Singh	HAR	13.35
3	182 Siddharth Verma	UP	13.25	3	191 Pratip Das	WB	12.85
4	191 Pratip Das	WB	13.20	4	115 Bapi Roy	GOA	12.65
5	177 Aditya Singh Rana	UP	13.05	5	169 Chandan Pathak	SSCB	12.63
6	149 Vinayak Auti	MAH	12.80	6	179 Ashish Kumar	UP	12.60
7	152 K Roopakanta Shari	MAN	12.70	7	185 Animesh Panja	WB	12.25
8	187 Debojit Roy	WB	12.70	8	177 Aditya Singh Rana	UP	12.15
R1	129 M. Shinoj	KER	12.65	R1	192 Vanchangiri Dathu	KER-A	12.15
R2	142 Sunder Verma	MP	12.45	R2	143 Akash Dongre	MAH	12.03
POMMEL HORSE 				PARALLEL BARS 			
1	170 Dhan Bahadur	SSCB	14.10	1	177 Aditya Singh Rana	UP	13.45
2	176 Abhijeet Kumar	UP	13.50	2	179 Ashish Kumar	UP	13.40
3	182 Siddharth Verma	UP	13.45	3	170 Dhan Bahadur	SSCB	13.35
4	173 Rakesh Kumar Patra	SSCB	13.15	4	191 Pratip Das	WB	13.00
5	186 Anubhav Ghosh	WB	12.60	5	174 Rohit Kumar	SSCB	12.95
6	185 Animesh Panja	WB	12.40	6	188 Gobinda Pramanik	WB	12.85
7	142 Sunder Verma	MP	12.35	7	120 Yogeshwar Singh	HAR	12.20
8	129 M. Shinoj	KER	12.05	8	143 Akash Dongre	MAH	12.15
R1	120 Yogeshwar Singh	HAR	11.70	R1	161 Harpreet Ghuman	PUN	12.10
R2	136 Abhishek Chatterjee	MP	11.45	R2	129 M. Shinoj	KER	11.90
RINGS 				HORIZONTAL BAR 			
1	173 Rakesh Kumar Patra	SSCB	13.80	1	129 M. Shinoj	KER	12.75
2	179 Ashish Kumar	UP	13.25	2	172 M D Boby	SSCB	12.60
3	189 Partha Mondal	WB	12.95	3	173 Rakesh Kumar Patra	SSCB	12.25
4	129 M. Shinoj	KER	12.85	4	182 Siddharth Verma	UP	12.20
5	168 Anil Mullick	SSCB	12.85	5	185 Animesh Panja	WB	12.00
6	182 Siddharth Verma	UP	12.40	6	176 Abhijeet Kumar	UP	11.95
7	188 Gobinda Pramanik	WB	12.15	7	189 Partha Mondal	WB	11.60
8	143 Akash Dongre	MAH	11.50	8	143 Akash Dongre	MAH	11.25
R1	101 K Bharadwaja	AP	11.30	R1	149 Vinayak Auti	MAH	11.15
R2	158 Saurav Kumar Moha	ODS	11.25	R2	145 Narsimha Chavhan	MAH	10.95



35th National Games, Kerala
 Jimmy George Indoor Stadium, Trivandrum
 1st to 6th February 2015



INDIVIDUAL ALL AROUND FINAL (Competition II) - MAG

Rank	Name	State	 FX	 PH	 SR	 VT	 PB	 HB	 Total
 1	173 Rakesh Kumar Patra	SSCB	13.40	11.65	14.25	12.55	12.80	13.40	78.05
 2	179 Ashish Kumar	UP	13.75	11.55	13.60	12.20	13.00	13.25	77.35
 3	129 M. Shinoj	KER	12.35	11.70	12.95	13.15	12.90	13.20	76.25
4	171 Govinda Kalbande	SSCB	13.65	12.15	12.85	12.95	10.70	13.15	75.45
5	182 Siddharth Verma	UP	12.10	11.95	12.90	12.00	13.05	11.30	73.30
6	120 Yogeshwar Singh	HAR	12.00	10.25	11.00	12.95	11.90	10.70	68.80
7	188 Gobinda Pramanik	WB	10.65	10.60	12.70	11.50	12.30	10.75	68.50
8	142 Sunder Verma	MP	12.85	10.20	10.70	11.70	12.25	10.55	68.25
9	152 K Roopakanta Sharma	MAN	13.05	10.10	10.95	11.85	12.00	10.00	67.95
10	143 Akash Dongre	MAH	11.90	10.10	11.35	12.10	10.85	10.60	66.90
11	136 Abhishek Chatterjee	MP	12.15	9.65	10.80	12.35	11.85	10.00	66.80
12	145 Narsimha Chavhan	MAH	12.05	9.60	10.30	11.70	11.30	11.10	66.05
13	158 Saurav Kumar Mohant	ODS	11.50	8.10	12.00	11.30	11.45	10.20	64.55
14	119 Hitesh Kumar	HAR	10.85	10.15	9.60	11.90	11.80	9.70	64.00
15	115 Bapi Roy	GOA	11.85	8.70	10.95	11.85	10.80	9.25	63.40
16	167 Shubham Kumar	RAJ	10.80	8.85	10.85	9.75	11.30	10.60	62.15
17	118 Vatsal Reshamwala	GUJ	11.45	8.75	9.45	10.55	11.25	9.60	61.05
18	116 Bharat Nagarkoti	GOA	12.15	4.75	11.05	11.30	11.05	10.35	60.65






35th National Games, Kerala
Jimmy George Indoor Stadium, Trivandrum
1st to 6th February 2015



START LIST - APPARATUS FINALS (COMPETITION III)

MAG



Starting Order	Name	State	Starting Order	Name	State
FLOOR EXERCISE 			VAULT 		
1	177 Aditya Singh Rana	UP	1	169 Chandan Pathak	SSCB
2	191 Pratip Das	WB	2	177 Aditya Singh Rana	UP
3	169 Chandan Pathak	SSCB	3	185 Animesh Panja	WB
4	149 Vinayak Auti	MAH	4	168 Anil Mullick	SSCB
5	152 K Roopakanta Sharma	MAN	5	191 Pratip Das	WB
6	179 Ashish Kumar *	UP	6	179 Ashish Kumar	UP
7	173 Rakesh Kumar Patra	SSCB	7	115 Bapi Roy	GOA
8	187 Debojit Roy	WB	8	120 Yogeshwar Singh	HAR
POMMEL HORSE 			PARALLEL BARS 		
1	129 M. Shinoj	KER	1	143 Akash Dongre	MAH
2	176 Abhijeet Kumar	UP	2	191 Pratip Das	WB
3	186 Anubhav Ghosh	WB	3	174 Rohit Kumar	SSCB
4	173 Rakesh Kumar Patra	SSCB	4	179 Ashish Kumar	UP
5	142 Sunder Verma	MP	5	170 Dhan Bahadur	SSCB
6	185 Animesh Panja	WB	6	188 Gobinda Pramanik	WB
7	170 Dhan Bahadur	SSCB	7	177 Aditya Singh Rana	UP
8	182 Siddharth Verma	UP	8	120 Yogeshwar Singh	HAR
RINGS 			HORIZONTAL BAR 		
1	182 Siddharth Verma	UP	1	173 Rakesh Kumar Patra	SSCB
2	173 Rakesh Kumar Patra	SSCB	2	172 M D Boby	SSCB
3	129 M. Shinoj	KER	3	182 Siddharth Verma	UP
4	189 Partha Mondal	WB	4	143 Akash Dongre	MAH
5	188 Gobinda Pramanik	WB	5	185 Animesh Panja	WB
6	168 Anil Mullick	SSCB	6	129 M. Shinoj	KER
7	179 Ashish Kumar	UP	7	176 Abhijeet Kumar	UP
8	143 Akash Dongre	MAH	8	189 Partha Mondal	WB

* Change due to withdrawal of originally qualified gymnast

Start List as per 2014 World Championships Draw for Competition III (Event Finals)







35th National Games, Kerala
Jimmy George Indoor Stadium, Trivandrum
1st to 6th February 2015



MAG EVENT FINALS

- FLOOR



Rank	Name	State	D Score	E Score	Penalty	Final Score
 1	169 Chandan Pathak	SSCB	5.20	8.500	0.10	13.600
 2	179 Ashish Kumar	UP	5.80	7.567	-	13.367
 3	177 Aditya Singh Rana	UP	5.40	7.900	-	13.300
4	152 K Roopakanta Sharma	MAN	5.10	8.033	-	13.133
5	191 Pratip Das	WB	4.90	7.667	-	12.567
6	149 Vinayak Auti	MAH	4.20	8.067	-	12.267
7	173 Rakesh Kumar Patra	SSCB	5.10	7.167	-	12.267
8	187 Debojit Roy	WB	4.40	6.333	-	10.733




35th National Games, Kerala
Jimmy George Indoor Stadium, Trivandrum
1st to 6th February 2015



MAG EVENT FINALS

- POMMEL HORSE



Rank	Name	State	D Score	E Score	Penalty	Final Score
 1	170 Dhan Bahadur	SSCB	5.50	8.333	-	13.833
 2	176 Abhijeet Kumar	UP	5.60	8.100	-	13.700
 3	129 M. Shinoj	KER	5.00	8.067	-	13.067
4	173 Rakesh Kumar Patra	SSCB	5.10	7.933	-	13.033
5	182 Siddharth Verma	UP	5.40	7.500	-	12.900
6	185 Animesh Panja	WB	4.20	7.600	-	11.800
7	142 Sunder Verma	MP	4.80	6.867	-	11.667
8	186 Anubhav Ghosh	WB	5.20	6.400	-	11.600






35th National Games, Kerala
Jimmy George Indoor Stadium, Trivandrum
1st to 6th February 2015



MAG EVENT FINALS

- RINGS



Rank	Name	State	D Score	E Score	Penalty	Final Score
 1	173 Rakesh Kumar Patra	SSCB	5.70	8.533	-	14.233
 2	189 Partha Mondal	WB	5.90	7.933	-	13.833
 3	168 Anil Mullick	SSCB	5.00	8.533	-	13.533
4	179 Ashish Kumar	UP	5.20	7.967	-	13.167
5	129 M. Shinoj	KER	5.00	8.000	-	13.000
6	188 Gobinda Pramanik	WB	5.00	7.667	-	12.667
7	182 Siddharth Verma	UP	5.10	7.567	-	12.667
8	143 Akash Dongre	MAH	3.40	6.600	-	10.000






35th National Games, Kerala
Jimmy George Indoor Stadium, Trivandrum
1st to 6th February 2015



MAG EVENT FINAL - VAULT



Rank	Name	State	Vault	D Score	E Score	Penalty	Vault Score	Total
 1	168 Anil Mullick	SSCB	I	4.80	8.87	-	13.67	13.333
			II	4.40	8.90	0.30	13.00	
 2	120 Yogeshwar Singh	HAR	I	5.20	8.90	-	14.10	13.317
			II	3.60	9.03	0.10	12.53	
 3	179 Ashish Kumar	UP	I	5.60	7.20	0.10	12.70	12.733
			II	4.40	8.37	-	12.77	
4	177 Aditya Singh Ran.	UP	I	5.20	7.43	-	12.63	12.683
			II	4.40	8.63	0.30	12.73	
5	191 Pratip Das	WB	I	5.60	7.77	0.30	13.07	12.433
			II	4.40	7.50	0.10	11.80	
6	185 Animesh Panja	WB	I	3.60	8.70	-	12.30	12.267
			II	3.20	9.03	-	12.23	
7	169 Chandan Pathak	SSCB	I	4.80	8.00	-	12.80	12.233
			II	2.80	8.97	0.10	11.67	
8	115 Bapi Roy	GOA	I	4.40	8.37	0.30	12.47	12.200
			II	3.20	8.83	0.10	11.93	

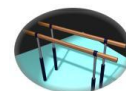





35th National Games, Kerala
Jimmy George Indoor Stadium, Trivandrum
1st to 6th February 2015



MAG EVENT FINALS

- PARALLEL BARS



Rank	Name	State	D Score	E Score	Penalty	Final Score
 1	177 Aditya Singh Rana	UP	5.40	8.500	-	13.900
 2	179 Ashish Kumar	UP	5.70	8.133	-	13.833
 3	191 Pratip Das	WB	5.30	8.467	-	13.767
4	174 Rohit Kumar	SSCB	5.20	8.267	-	13.467
5	170 Dhan Bahadur	SSCB	5.10	7.800	-	12.900
6	120 Yogeshwar Singh	HAR	4.90	7.933	-	12.833
7	143 Akash Dongre	MAH	4.10	8.100	-	12.200
8	188 Gobinda Pramanik	WB	5.00	7.133	-	12.133






35th National Games, Kerala
Jimmy George Indoor Stadium, Trivandrum
1st to 6th February 2015



MAG EVENT FINALS

- HORIZONTAL BAR



Rank	Name	State	D Score	E Score	Penalty	Final Score
 1	173 Rakesh Kumar Patra	SSCB	5.00	8.300	-	13.300
 2	172 M D Bobby	SSCB	5.00	8.267	-	13.267
 3	182 Siddharth Verma	UP	4.50	7.833	-	12.333
4	189 Partha Mondal	WB	4.60	7.633	-	12.233
5	185 Animesh Panja	WB	4.00	7.800	-	11.800
6	176 Abhijeet Kumar	UP	4.30	7.300	-	11.600
7	129 M. Shinoj	KER	4.80	6.467	-	11.267
8	143 Akash Dongre	MAH	3.50	7.633	-	11.133



National Games
KERALA 2015
31 Jan - 14 Feb



RESULTS











WOMEN'S ARTISTIC GYMNASTICS



35th National Games, Kerala
Jimmy George Indoor Stadium, Trivandrum
1st to 6th February 2015



RESULTS - QUALIFICATION & TEAM CHAMPIONSHIP (WAG)






Rank	STATE	 VT	 UB	 BB	 FX	 Total
1 West Bengal						
	259 Madhurima Adak	12.15	-	9.10	7.85	29.10
	260 Mandira Hazra Chowdhury	12.90	7.65	10.00	11.80	42.35
	261 Papiya Das	13.35	9.25	9.35	11.55	43.50
	262 Payel Bhattacharjee	13.05	9.05	10.20	10.10	42.40
	263 Pranati Das	12.65	10.75	9.20	11.85	44.45
	264 Sangita Biswas	11.90	4.50	8.10	9.40	33.90
	265 Susmita Halder	-	-	-	-	-
	West Bengal Total	64.10	41.20	47.85	54.70	207.85
2 Maharashtra						
	231 Dwija K Asher	-	11.05	-	-	11.05
	232 Shraddha Talekar	12.55	8.10	9.35	10.70	40.70
	233 Shravani A Raut	12.10	6.80	9.45	9.65	38.00
	234 Shravani Vaidya	12.50	8.85	8.60	9.15	39.10
	235 Tanaya Kulkarni	10.95	8.50	10.20	8.95	38.60
	236 Urvi Abhyankar	-	-	9.60	9.95	19.55
	237 Vandita Raval	11.80	10.90	10.40	9.75	42.85
	Maharashtra Total	59.90	47.40	49.00	49.20	205.50
3 Punjab						
	240 Kanica Sharma	-	3.65	-	8.30	11.95
	241 Monika	12.50	6.35	8.40	8.40	35.65
	242 Naginder Kaur	10.80	7.35	8.50	7.35	34.00
	243 Neetu Sharma	11.05	5.15	1.85	-	18.05
	244 Pankhuri	11.85	2.20	7.65	9.65	31.35
	245 Rohika	9.80	4.50	7.65	9.35	31.30
	246 Simranjit Kaur	12.50	-	6.20	9.40	28.10
	Punjab Total	58.70	27.00	38.40	45.10	169.20
4 Delhi						
	209 Khushi Shandilya	9.95	2.90	0.75	5.85	19.45
	210 Nidhi Rani	11.00	7.30	7.35	6.70	32.35
	211 Nikita Shandilya	-	-	5.20	7.30	12.50
	212 Purna Mishra	10.10	2.60	-	-	12.70
	213 Ritika Kulshrestha	11.10	7.35	5.90	7.75	32.10
	214 Sameera Khan	9.80	3.05	5.95	6.40	25.20
	215 Sayrah Rana	11.10	3.50	6.50	9.40	30.50
	Delhi Total	53.25	24.10	30.90	37.55	145.80



35th National Games, Kerala
Jimmy George Indoor Stadium, Trivandrum
1st to 6th February 2015



RESULTS - QUALIFICATION & TEAM CHAMPIONSHIP (WAG)






Rank	STATE	 VT	 UB	 BB	 FX	 Total
5	Uttar Pradesh					
252	Aneeta Prajapati	9.90	2.55	1.45	7.70	21.60
253	Jyoti Sankhwar	10.50	2.65	5.90	6.40	25.45
254	Madhu Baghel	10.90	6.70	9.30	8.40	35.30
255	Manu Dwivedi	10.20	2.35	-	-	12.55
256	Pooja Rawat	-	-	-	-	-
257	Rinki Chandra	10.25	0.85	7.30	7.75	26.15
258	Salma Khatoun	10.45	0.60	6.40	7.60	25.05
	Uttar Pradesh Total	52.30	15.10	30.35	37.85	135.60



35th National Games, Kerala
Jimmy George Indoor Stadium, Trivandrum
1st to 6th February 2015



WAG INDIVIDUAL QUALIFICATION (Competition I)

Rank	Name	State	 VT	 UB	 BB	 FX	 Total	Remark
1	251 Dipa Karmakar	TRI	13.95	12.05	12.20	12.85	51.05	Q
2	201 B Aruna Reddy	AP	13.60	9.30	11.90	12.00	46.80	Q
3	230 Pranti Nayak	MP	13.20	11.70	9.80	9.80	44.50	Q
4	263 Pranati Das	WB	12.65	10.75	9.20	11.85	44.45	Q
5	261 Papiya Das	WB	13.35	9.25	9.35	11.55	43.50	Q
6	237 Vandita Raval	MAH	11.80	10.90	10.40	9.75	42.85	Q
7	262 Payel Bhattacharjee	WB	13.05	9.05	10.20	10.10	42.40	
8	260 Mandira Hazra Chowdhury	WB	12.90	7.65	10.00	11.80	42.35	
9	232 Shraddha Talekar	MAH	12.55	8.10	9.35	10.70	40.70	Q
10	234 Shravani Vaidya	MAH	12.50	8.85	8.60	9.15	39.10	
11	235 Tanaya Kulkarni	MAH	10.95	8.50	10.20	8.95	38.60	
12	233 Shravani A Raut	MAH	12.10	6.80	9.45	9.65	38.00	
13	241 Monika	PUN	12.50	6.35	8.40	8.40	35.65	Q
14	254 Madhu Baghel	UP	10.90	6.70	9.30	8.40	35.30	Q
15	242 Naginder Kaur	PUN	10.80	7.35	8.50	7.35	34.00	Q
16	264 Sangita Biswas	WB	11.90	4.50	8.10	9.40	33.90	
17	210 Nidhi Rani	DEL	11.00	7.30	7.35	6.70	32.35	Q
18	213 Ritika Kulshrestha	DEL	11.10	7.35	5.90	7.75	32.10	Q
19	247 Priyanka Karwasra	RAJ	11.80	5.10	6.75	8.40	32.05	Q
20	267 Archana G.	KAR-A	11.15	7.15	7.40	6.15	31.85	Q
21	244 Pankhuri	PUN	11.85	2.20	7.65	9.65	31.35	
22	245 Rohika	PUN	9.80	4.50	7.65	9.35	31.30	
23	250 Annwasha Benerjee	TRI	9.90	6.60	7.35	7.00	30.85	Q
24	215 Sayrah Rana	DEL	11.10	3.50	6.50	9.40	30.50	
25	226 Bindhya Lekshmi Devi	KER	10.80	3.45	7.20	7.70	29.15	Q
26	259 Madhurima Adak	WB	12.15	-	9.10	7.85	29.10	
27	246 Simranjit Kaur	PUN	12.50	-	6.20	9.40	28.10	
28	202 Soma Sushmitha	AP	10.55	2.35	6.95	7.85	27.70	
29	257 Rinki Chandra	UP	10.25	0.85	7.30	7.75	26.15	
30	223 Ajeeshma M	KER	11.50	0.05	6.75	7.60	25.90	
31	249 R S Sushmetha	TN	10.35	0.30	6.85	8.10	25.60	
32	253 Jyoti Sankhawar	UP	10.50	2.65	5.90	6.40	25.45	
32	218 Shalu Kirar	HAR	8.80	4.75	6.20	5.70	25.45	
34	214 Sameera Khan	DEL	9.80	3.05	5.95	6.40	25.20	
35	258 Salma Khatoun	UP	10.45	0.60	6.40	7.60	25.05	38



35th National Games, Kerala
Jimmy George Indoor Stadium, Trivandrum
1st to 6th February 2015



QUALIFICATION RESULTS - WAG

VAULT



Rank	Name	State	D-Score	E-Score	Penalty	Final Score	Remarks
1	251 Dipa Karmakar	TRI	5.00	8.95		13.95	
2	201 B Aruna Reddy	AP	4.60	9.00		13.60	
3	261 Papiya Das	WB	4.60	8.75		13.35	
4	230 Pranti Nayak	MP	4.60	8.60		13.20	
5	262 Payel Bhattacharjee	WB	4.40	8.65		13.05	
6	260 Mandira Hazra Chowdhu	WB	4.40	8.50		12.90	
7	263 Pranati Das	WB	4.60	8.05		12.65	
8	232 Shraddha Talekar	MAH	4.20	8.35		12.55	
9	246 Simranjit Kaur	PUN	4.20	8.30		12.50	
9	241 Monika	PUN	4.20	8.30		12.50	
9	234 Shravani Vaidya	MAH	4.20	8.30		12.50	
12	259 Madhurima Adak	WB	4.20	7.95		12.15	
13	233 Shravani A Raut	MAH	4.40	7.70		12.10	
14	264 Sangita Biswas	WB	4.20	7.70		11.90	
15	244 Pankhuri	PUN	4.40	7.45		11.85	
16	237 Vandita Raval	MAH	4.00	7.80		11.80	
16	247 Priyanka Karwasra	RAJ	4.20	7.60		11.80	
18	268 Ankita Vaid	MP	4.40	7.20		11.60	
19	223 Ajeeshma M	KER	4.00	7.50		11.50	
20	248 Sangeeta Chaudhary	RAJ	4.00	7.40		11.40	
21	266 Poornima Godi	KAR-A	3.00	8.25		11.25	
22	267 Archana G.	KAR-A	3.20	7.95		11.15	
23	213 Ritika Kulshrestha	DEL	3.40	7.70		11.10	
24	215 Sayrah Rana	DEL	3.00	8.10		11.10	
25	243 Neetu Sharma	PUN	4.00	7.05		11.05	
26	210 Nidhi Rani	DEL	4.00	7.00		11.00	
27	235 Tanaya Kulkarni	MAH	2.60	8.35		10.95	
28	254 Madhu Baghel	UP	4.00	6.90		10.90	
29	226 Bindhya Lekshmi Devi	KER	3.00	7.80		10.80	
30	242 Naginder Kaur	PUN	2.60	8.20		10.80	
31	238 S Devarani Chanu	MAN	3.00	7.65		10.65	

VAULT



Rank	Name	State	D-Score	E-Score	Penalty	Final Score	Remarks
32	217 Parul Arora	HAR	3.20	7.40		10.60	
33	202 Soma Sushmitha	AP	2.60	7.95		10.55	
34	253 Jyoti Sankhawar	UP	4.00	6.50		10.50	
35	258 Salma Khatoun	UP	3.20	7.25		10.45	
36	249 R S Sushmetha	TN	2.60	7.75		10.35	
37	257 Rinki Chandra	UP	4.00	6.25		10.25	
38	255 Manu Dwivedi	UP	2.60	7.60		10.20	
39	212 Prerna Mishra	DEL	2.40	7.70		10.10	
40	209 Khushi Shandilya	DEL	2.60	7.35		9.95	
41	252 Aneeta Prajapati	UP	2.40	7.50		9.90	
41	250 Annwasha Benerjee	TRI	3.00	6.90		9.90	
43	239 Th Anjali Devi	MAN	2.60	7.30		9.90	
44	245 Rohika	PUN	4.00	6.10	0.30	9.80	
44	214 Sameera Khan	DEL	2.40	7.40		9.80	
46	224 Athalya Mathew	KER	3.00	6.70		9.70	
47	225 Shobina C.	KER	2.40	7.25		9.65	
48	222 Shreya Deshpande	KAR	2.40	6.80		9.20	
49	203 Dibya Singha	ASM	2.40	6.80		9.20	
50	216 Jyoti Tiwari	GUJ	2.40	6.55		8.95	
51	218 Shalu Kirar	HAR	2.40	6.40		8.80	
52	204 Krishna Priya Gogoi	ASM	2.60	7.95	2.00	8.55	
53	221 Deepu M	KAR	2.40	6.00		8.40	
54	269 Kriti	ARU	2.40	5.10		7.50	

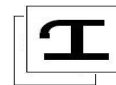


35th National Games, Kerala
 Jimmy George Indoor Stadium, Trivandrum
 1st to 6th February 2015



QUALIFICATION RESULTS - WAG

VAULT (2 Vaults)



Rank	Name	State	Vault	D Score	E Score	Penalty	Vault Score	Total	Remarks
1	251 Dipa Karmakar	TRI	I	5.00	8.95		13.95	13.93	Q
			II	5.20	8.70		13.90		
2	261 Papiya Das	WB	I	4.60	8.75		13.35	12.88	Q
			II	4.40	8.00		12.40		
3	262 Payel Bhattacharjee	WB	I	4.40	8.65		13.05	12.85	Q
			II	4.20	8.45		12.65		
4	230 Pranti Nayak	MP	I	4.60	8.60		13.20	12.85	Q
			II	4.20	8.30		12.50		
5	201 B Aruna Reddy	AP	I	4.60	9.00		13.60	12.80	Q
			II	4.60	7.40		12.00		
6	260 Mandira Hazra Chowdhu	WB	I	4.40	8.50		12.90	12.75	
			II	4.20	8.40		12.60		
7	234 Shravani Vaidya	MAH	I	4.20	8.30		12.50	12.13	Q
			II	4.40	7.35		11.75		
8	246 Simranjit Kaur	PUN	I	4.20	8.30		12.50	12.05	Q
			II	4.40	7.20		11.60		
9	233 Shravani A Raut	MAH	I	4.40	7.70		12.10	11.85	Q
			II	4.20	7.70	0.30	11.60		
10	232 Shraddha Talekar	MAH	I	4.20	8.35		12.55	11.83	
			II	2.60	8.50		11.10		
11	264 Sangita Biswas	WB	I	4.20	7.70		11.90	11.68	
			II	4.40	7.05		11.45		
12	248 Sangeeta Chaudhary	RAJ	I	4.00	7.40		11.40	11.45	R1
			II	4.40	7.10		11.50		
13	244 Pankhuri	PUN	I	4.40	7.45		11.85	11.30	R2
			II	2.60	8.15		10.75		
14	247 Priyanka Karwasra	RAJ	I	4.20	7.60		11.80	11.20	
			II	3.00	7.60		10.60		
15	223 Ajeeshma M	KER	I	4.00	7.50		11.50	11.03	
			II	3.00	7.55		10.55		
16	254 Madhu Baghel	UP	I	4.00	6.90		10.90	10.75	

VAULT (2 Vaults)

Rank	Name	State	Vault	D Score	E Score	Penalty	Vault Score	Total	Remarks
			II	3.40	7.20		10.60		
17	210 Nidhi Rani	DEL	I	4.00	7.00		11.00	10.45	
			II	2.60	7.30		9.90		
18	253 Jyoti Sankhawar	UP	I	4.00	6.50		10.50	10.13	
			II	2.60	7.15		9.75		
19	257 Rinki Chandra	UP	I	4.00	6.25		10.25	9.60	
			II	2.60	6.35		8.95		
20	204 Krishna Priya Gogoi	ASM	I	2.60	7.95	2.00	8.55	8.40	
			II	2.80	7.45	2.00	8.25		



35th National Games, Kerala
Jimmy George Indoor Stadium, Trivandrum
1st to 6th February 2015



QUALIFICATION RESULTS - WAG

UNEVEN BARS



Rank	Name	State	D-Score	E-Score	Penalty	Final Score	Remarks
1	251 Dipa Karmakar	TRI	4.30	7.75		12.05	Q
2	230 Pranti Nayak	MP	4.40	7.30		11.70	Q
3	231 Dwija K Asher	MAH	3.30	7.75		11.05	Q
4	237 Vandita Raval	MAH	3.40	7.50		10.90	Q
5	263 Pranati Das	WB	4.20	6.55		10.75	Q
6	201 B Aruna Reddy	AP	2.50	6.80		9.30	Q
7	261 Papiya Das	WB	1.80	7.45		9.25	Q
8	262 Payel Bhattacharjee	WB	2.60	6.45		9.05	
9	234 Shravani Vaidya	MAH	1.10	7.75		8.85	
10	235 Tanaya Kulkarni	MAH	1.30	7.20		8.50	
11	232 Shraddha Talekar	MAH	2.10	6.00		8.10	
12	260 Mandira Hazra Chowdhu	WB	3.00	4.65		7.65	
13	213 Ritika Kulshrestha	DEL	0.90	6.45		7.35	Q
14	242 Naginder Kaur	PUN	1.10	6.25		7.35	R1
15	210 Nidhi Rani	DEL	0.80	6.50		7.30	R2
16	267 Archana G.	KAR-A	0.90	6.25		7.15	
17	266 Poornima Godi	KAR-A	1.00	5.95		6.95	
18	233 Shravani A Raut	MAH	1.60	5.20		6.80	
19	254 Madhu Baghel	UP	3.10	3.60		6.70	
20	250 Annwasha Benerjee	TRI	1.40	5.20		6.60	
21	241 Monika	PUN	1.60	4.75		6.35	
22	217 Parul Arora	HAR	0.90	5.40		6.30	
23	243 Neetu Sharma	PUN	1.00	4.15		5.15	
24	247 Priyanka Karwasra	RAJ	1.50	3.60	-	5.10	
25	218 Shalu Kirar	HAR	1.00	3.75		4.75	
26	245 Rohika	PUN	1.30	7.20	4.00	4.50	
27	264 Sangita Biswas	WB	1.50	3.00		4.50	
28	240 Kanica Sharma	PUN	0.70	6.95	4.00	3.65	



35th National Games, Kerala
Jimmy George Indoor Stadium, Trivandrum
1st to 6th February 2015



QUALIFICATION RESULTS - WAG

BALANCING BEAM



Rank	Name	State	D-Score	E-Score	Penalty	Final Score	Remarks
1	251 Dipa Karmakar	TRI	5.60	6.60		12.20	Q
2	201 B Aruna Reddy	AP	4.50	7.50	0.10	11.90	Q
3	237 Vandita Raval	MAH	4.10	6.30		10.40	Q
4	235 Tanaya Kulkarni	MAH	3.50	6.70		10.20	Q
5	262 Payel Bhattacharjee	WB	3.90	6.30		10.20	Q
6	260 Mandira Hazra Chowdhu	WB	4.60	5.80	0.40	10.00	Q
7	230 Pranti Nayak	MP	4.10	5.70		9.80	Q
8	236 Urvi Abhyankar	MAH	4.10	5.50		9.60	
9	233 Shravani A Raut	MAH	4.20	5.25		9.45	
10	232 Shraddha Talekar	MAH	3.80	5.55		9.35	
11	261 Papiya Das	WB	4.40	4.95		9.35	
12	254 Madhu Baghel	UP	3.00	6.30		9.30	Q
13	263 Pranati Das	WB	4.40	4.90	0.10	9.20	
14	259 Madhurima Adak	WB	3.70	5.50	0.10	9.10	
15	234 Shravani Vaidya	MAH	3.60	5.00		8.60	
16	242 Naginder Kaur	PUN	2.30	6.20		8.50	R1
17	241 Monika	PUN	2.70	6.00	0.30	8.40	R2
18	264 Sangita Biswas	WB	4.00	4.10		8.10	
19	245 Rohika	PUN	2.40	5.55	0.30	7.65	
20	244 Pankhuri	PUN	2.90	5.05	0.30	7.65	
21	267 Archana G.	KAR-A	1.80	5.90	0.30	7.40	
22	210 Nidhi Rani	DEL	1.80	6.15	0.60	7.35	
23	250 Annwasha Benerjee	TRI	2.30	5.35	0.30	7.35	
24	257 Rinki Chandra	UP	2.60	5.00	0.30	7.30	
25	226 Bindhya Lekshmi Devi	KER	2.60	4.60		7.20	
26	202 Soma Sushmitha	AP	2.60	4.35		6.95	
27	249 R S Sushmetha	TN	2.00	4.85		6.85	
28	204 Krishna Priya Gogoi	ASM	1.80	5.15	0.10	6.85	
29	223 Ajeeshma M	KER	3.10	3.95	0.30	6.75	
30	247 Priyanka Karwasra	RAJ	2.90	3.85		6.75	
31	222 Shreya Deshpande	KAR	0.90	5.60		6.50	
32	215 Sayrah Rana	DEL	1.40	5.10		6.50	




35th National Games, Kerala
Jimmy George Indoor Stadium, Trivandrum
1st to 6th February 2015



QUALIFICATION RESULTS - WAG

FLOOR EXERCISE



Rank	Name	State	D-Score	E-Score	Penalty	Final Score	Remarks
1	251 Dipa Karmakar	TRI	5.20	7.65		12.85	Q
2	201 B Aruna Reddy	AP	4.90	7.10		12.00	Q
3	263 Pranati Das	WB	4.90	6.95		11.85	Q
4	260 Mandira Hazra Chowdhu	WB	4.60	7.20		11.80	Q
5	261 Papiya Das	WB	4.80	6.75		11.55	
6	232 Shraddha Talekar	MAH	4.30	6.50	0.10	10.70	Q
7	262 Payel Bhattacharjee	WB	4.40	5.70		10.10	
8	236 Urvi Abhyankar	MAH	2.90	7.05		9.95	Q
9	230 Pranti Nayak	MP	4.50	5.30		9.80	Q
10	237 Vandita Raval	MAH	3.50	6.25		9.75	
11	244 Pankhuri	PUN	3.50	6.55	0.40	9.65	Q
12	233 Shravani A Raut	MAH	4.40	5.25		9.65	
13	215 Sayrah Rana	DEL	3.10	6.30		9.40	R1
14	246 Simranjit Kaur	PUN	3.50	6.20	0.30	9.40	R2
15	264 Sangita Biswas	WB	4.30	5.40	0.30	9.40	
16	245 Rohika	PUN	2.40	6.95		9.35	
17	234 Shravani Vaidya	MAH	3.00	6.15		9.15	
18	235 Tanaya Kulkarni	MAH	3.20	5.95	0.20	8.95	
19	254 Madhu Baghel	UP	2.10	6.30		8.40	
20	241 Monika	PUN	2.30	6.10		8.40	
21	247 Priyanka Karwasra	RAJ	3.10	5.50	0.20	8.40	
22	240 Kanica Sharma	PUN	2.70	5.60		8.30	
23	249 R S Sushmetha	TN	1.70	6.40		8.10	
24	222 Shreya Deshpande	KAR	1.90	6.05		7.95	
25	202 Soma Sushmitha	AP	2.30	5.55		7.85	
26	259 Madhurima Adak	WB	4.40	3.85	0.40	7.85	
27	213 Ritika Kulshrestha	DEL	1.60	6.15		7.75	
28	257 Rinki Chandra	UP	2.10	5.95	0.30	7.75	
29	252 Aneeta Prajapati	UP	1.40	6.30		7.70	
30	226 Bindhya Lekshmi Devi	KER	1.80	5.90		7.70	
31	217 Parul Arora	HAR	2.50	5.15		7.65	

FLOOR EXERCISE



Rank	Name	State	D-Score	E-Score	Penalty	Final Score	Remarks
32	258 Salma Khatoon	UP	1.60	6.00		7.60	
33	223 Ajeeshma M	KER	2.80	4.80		7.60	
34	227 Baidya	MP	2.20	5.30		7.50	
35	242 Naginder Kaur	PUN	2.30	5.05		7.35	
36	211 Nikita Shandilya	DEL	2.30	5.00		7.30	
37	250 Annwasha Benerjee	TRI	1.50	5.60	0.10	7.00	
38	239 Th Anjali Devi	MAN	2.30	4.70	0.10	6.90	
39	210 Nidhi Rani	DEL	1.50	5.20		6.70	
40	253 Jyoti Sankhawar	UP	1.40	5.10	0.10	6.40	
41	214 Sameera Khan	DEL	2.10	4.40	0.10	6.40	
42	225 Shobina C.	KER	2.00	4.25		6.25	
43	266 Poornima Godi	KAR-A	1.80	4.35		6.15	
43	267 Archana G.	KAR-A	2.00	4.45	0.30	6.15	
45	248 Sangeeta Chaudhary	RAJ	1.80	4.35		6.15	
46	204 Krishna Priya Gogoi	ASM	2.10	3.90		6.00	
47	238 S Devarani Chanu	MAN	1.50	4.65	0.20	5.95	
48	209 Khushi Shandilya	DEL	1.20	4.65		5.85	
49	218 Shalu Kirar	HAR	1.50	4.20		5.70	
50	224 Athalya Mathew	KER	1.30	4.45	0.10	5.65	



35th National Games, Kerala
Jimmy George Indoor Stadium, Trivandrum
1st to 6th February 2015



INDIVIDUAL ALL AROUND (Competition II)

List of Qualified Gymnasts - WAG



Sr. No.	Name	State	Total		
1	251 Dipa Karmakar	TRI	51.05		
2	201 B Aruna Reddy	AP	46.80		
3	230 Pranti Nayak	MP	44.50	G r o u p 1	
4	263 Pranati Das	WB	44.45		
5	261 Papiya Das	WB	43.50		
6	237 Vandita Raval	MAH	42.85		
7	232 Shraddha Talekar	MAH	40.70		
8	241 Monika	PUN	35.65		
9	254 Madhu Baghel	UP	35.30		
10	242 Naginder Kaur	PUN	34.00		
11	210 Nidhi Rani	DEL	32.35	G r o u p 2	
12	213 Ritika Kulshrestha	DEL	32.10		
13	247 Priyanka Karwasra	RAJ	32.05		
14	267 Archana G.	KAR-A	31.85		
15	250 Annwasha Benerjee	TRI	30.85		
16	226 Bindhya Lekshmi Devi	KER	29.15		







35th National Games, Kerala
Jimmy George Indoor Stadium, Trivandrum
1st to 6th February 2015



QUALIFYING LIST - APPARATUS FINALS (COMPETITION III)

WAG











Rank	Name	State	Points	Rank	Name	State	Points
VAULT				BALANCING BEAM			
							
1	251 Dipa Karmakar	TRI	13.93	1	251 Dipa Karmakar	TRI	12.20
2	261 Papiya Das	WB	12.88	2	201 B Aruna Reddy	AP	11.90
3	262 Payel Bhattacharjee	WB	12.85	3	237 Vandita Raval	MAH	10.40
4	230 Pranti Nayak	MP	12.85	4	235 Tanaya Kulkarni	MAH	10.20
5	201 B Aruna Reddy	AP	12.80	5	262 Payel Bhattacharjee	WB	10.20
6	234 Shravani Vaidya	MAH	12.13	6	260 Mandira Hazra Chowdhu	WB	10.00
7	246 Simranjit Kaur	PUN	12.05	7	230 Pranti Nayak	MP	9.80
8	233 Shravani A Raut	MAH	11.85	8	254 Madhu Baghel	UP	9.30
R1	248 Sangeeta Chaudhary	RAJ	11.45	R1	242 Naginder Kaur	PUN	8.50
R2	244 Pankhuri	PUN	11.30	R2	241 Monika	PUN	8.40
UNEVEN BARS				FLOOR EXERCISE			
							
1	251 Dipa Karmakar	TRI	12.05	1	251 Dipa Karmakar	TRI	12.85
2	230 Pranti Nayak	MP	11.70	2	201 B Aruna Reddy	AP	12.00
3	231 Dwija K Asher	MAH	11.05	3	263 Pranati Das	WB	11.85
4	237 Vandita Raval	MAH	10.90	4	260 Mandira Hazra Chowdhu	WB	11.80
5	263 Pranati Das	WB	10.75	5	232 Shraddha Talekar	MAH	10.70
6	201 B Aruna Reddy	AP	9.30	6	236 Urvi Abhyankar	MAH	9.95
7	261 Papiya Das	WB	9.25	7	230 Pranti Nayak	MP	9.80
8	213 Ritika Kulshrestha	DEL	7.35	8	244 Pankhuri	PUN	9.65
R1	242 Naginder Kaur	PUN	7.35	R1	215 Sayrah Rana	DEL	9.40
R2	210 Nidhi Rani	DEL	7.30	R2	246 Simranjit Kaur	PUN	9.40



35th National Games, Kerala
Jimmy George Indoor Stadium, Trivandrum
1st to 6th February 2015



INDIVIDUAL ALL AROUND FINAL (Competition II) - WAG

Rank	Name	State	 VT	 UB	 BB	 FX	 Total
 1	251 Dipa Karmakar	TRI	14.20	12.45	12.10	13.35	52.10
 2	230 Pranti Nayak	MP	13.45	10.95	11.00	12.20	47.60
 3	263 Pranati Das	WB	12.10	10.05	11.10	12.20	45.45
4	201 B Aruna Reddy	AP	12.95	7.90	10.55	11.60	43.00
5	237 Vandita Raval	MAH	11.35	9.60	8.90	10.75	40.60
6	232 Shraddha Talekar	MAH	12.35	6.20	10.20	11.60	40.35
7	261 Papiya Das	WB	12.30	7.60	9.40	10.95	40.25
8	242 Naginder Kaur	PUN	10.70	6.50	7.90	9.45	34.55
9	254 Madhu Baghel	UP	10.80	5.55	9.30	8.80	34.45
10	247 Priyanka Karwasra	RAJ	12.15	5.25	7.15	9.20	33.75
11	213 Ritika Kulshrestha	DEL	10.60	6.70	7.25	9.05	33.60
12	210 Nidhi Rani	DEL	11.45	6.85	7.35	7.30	32.95
13	250 Annwasha Benerjee	TRI	10.60	6.20	8.00	7.45	32.25
14	226 Bindhya Lekshmi Devi	KER	10.60	3.00	7.45	8.15	29.20







35th National Games, Kerala
Jimmy George Indoor Stadium, Trivandrum
1st to 6th February 2015



START LIST - APPARATUS FINALS (COMPETITION III)

WAG



Starting Order	Name	State	Starting Order	Name	State
VAULT			BALANCING BEAM		
					
1	262 Payel Bhattacharjee	WB	1	262 Payel Bhattacharjee	WB
2	234 Shravani Vaidya	MAH	2	251 Dipa Karmakar	TRI
3	246 Simranjit Kaur	PUN	3	230 Pranti Nayak	MP
4	201 B Aruna Reddy	AP	4	237 Vandita Raval	MAH
5	261 Papiya Das	WB	5	235 Tanaya Kulkarni	MAH
6	230 Pranti Nayak	MP	6	201 B Aruna Reddy	AP
7	251 Dipa Karmakar	TRI	7	260 Mandira Hazra Chowdhu	WB
8	233 Shravani A Raut	MAH	8	254 Madhu Baghel	UP
UNEVEN BARS			FLOOR EXERCISE		
					
1	237 Vandita Raval	MAH	1	236 Urvi Abhyankar	MAH
2	210 Nidhi Rani *	DEL	2	201 B Aruna Reddy	AP
3	231 Dwija K Asher	MAH	3	251 Dipa Karmakar	TRI
4	263 Pranati Das	WB	4	260 Mandira Hazra Chowdhu	WB
5	213 Ritika Kulshrestha	DEL	5	263 Pranati Das	WB
6	261 Papiya Das	WB	6	244 Pankhuri	PUN
7	230 Pranti Nayak	MP	7	230 Pranti Nayak	MP
8	251 Dipa Karmakar	TRI	8	232 Shraddha Talekar	MAH

* Change due to withdrawal of originally qualified gymnast

Start List as per 2014 World Championships Draw for Competition III (Event Finals)






35th National Games, Kerala
Jimmy George Indoor Stadium, Trivandrum
1st to 6th February 2015



WAG EVENT FINAL

- VAULT



Rank	Name	State	Vault	D Score	E Score	Penalty	Vault Score	Total
	1 251 Dipa Karmakar	TRI	I	5.00	9.267		14.267	13.983
			II	5.20	8.500		13.700	
	2 230 Pranti Nayak	MP	I	4.60	9.067		13.667	13.433
			II	4.60	8.600		13.200	
	3 201 B Aruna Reddy	AP	I	4.60	8.733		13.333	13.167
			II	4.60	8.400		13.000	
4	262 Payel Bhattacharje	WB	I	4.40	8.700		13.100	12.933
			II	4.20	8.567		12.767	
5	233 Shravani A Raut	MAH	I	4.40	7.967		12.367	12.150
			II	4.20	7.733		11.933	
6	234 Shravani Vaidya	MAH	I	4.20	8.367		12.567	11.933
			II	4.40	6.900		11.300	
7	261 Papiya Das	WB	I	4.60	8.367		12.967	11.833
			II	4.40	6.300		10.700	
8	246 Simranjit Kaur	PUN	I	4.20	7.800	0.10	11.900	11.217
			II	4.40	6.133		10.533	






35th National Games, Kerala
Jimmy George Indoor Stadium, Trivandrum
1st to 6th February 2015



WAG EVENT FINALS

- UNEVEN BARS



Rank	Name	State	D Score	E Score	Penalty	Final Score
 1	251 Dipa Karmakar	TRI	4.40	8.267		12.667
 2	230 Pranti Nayak	MP	4.50	6.400		10.900
 3	231 Dwija K Asher	MAH	3.30	6.967		10.267
4	263 Pranati Das	WB	4.30	5.767		10.067
5	237 Vandita Raval	MAH	3.40	6.033		9.433
6	261 Papiya Das	WB	1.80	6.100		7.900
7	210 Nidhi Rani	DEL	1.00	6.233		7.233
8	213 Ritika Kulshrestha	DEL	0.90	5.733		6.633






35th National Games, Kerala
Jimmy George Indoor Stadium, Trivandrum
1st to 6th February 2015



WAG EVENT FINALS

- BALANCING BEAM



Rank	Name	State	D Score	E Score	Penalty	Final Score
 1	251 Dipa Karmakar	TRI	5.60	7.733		13.333
 2	260 Mandira Hazra Chowd	WB	4.10	7.467		11.567
 3	237 Vandita Raval	MAH	4.10	7.400		11.500
4	201 B Aruna Reddy	AP	4.30	6.800		11.100
5	262 Payel Bhattacharjee	WB	3.90	6.600		10.500
6	230 Pranti Nayak	MP	4.50	5.667		10.167
7	235 Tanaya Kulkarni	MAH	3.50	4.833		8.333
8	254 Madhu Baghel	UP	3.30	4.733		8.033



35th National Games, Kerala
Jimmy George Indoor Stadium, Trivandrum
1st to 6th February 2015






WAG EVENT FINALS

-

FLOOR EXERCISE



Rank	Name	State	D Score	E Score	Penalty	Final Score
 1	251 Dipa Karmakar	TRI	5.30	7.800	0.10	13.000
 2	201 B Aruna Reddy	AP	4.90	7.267	0.30	11.867
 3	230 Pranti Nayak	MP	4.50	6.600	0.10	11.000
4	232 Shraddha Talekar	MAH	4.30	6.600		10.900
5	263 Pranati Das	WB	4.60	6.267		10.867
6	260 Mandira Hazra Chowd	WB	4.50	6.067	0.20	10.367
7	236 Urvi Abhyankar	MAH	2.90	6.800		9.700
8	244 Pankhuri	PUN	3.10	6.567		9.667



National Games
KERALA 2015
31 Jan - 14 Feb



RESULTS






RHYTHMIC GYMNASTICS



35th National Games, Kerala
Jimmy George Indoor Stadium, Trivandrum
1st to 6th February 2015



RHYTHMIC - TEAM RESULTS





Rank Name	 HOOP	 BALL	 CLUBS	 RIBBON	 Total (Best 8)
1 Jammu Kashmir					
Palak Kour	10.55	10.15	10.15	10.40	
Mitali Dogra	10.20	10.20	10.95	9.55	
Mridul Gupta			8.40	7.00	
Jammu Kashmir Total	20.75	20.35	29.50	26.95	82.15
2 Punjab					
Prabhjot Bajwa	9.60	10.80	11.05	10.35	
Sweksha Prakash	9.90	9.95	9.95	10.10	
Preetika Sharma			7.90	6.75	
Punjab Total	19.50	20.75	28.90	27.20	81.45
3 Maharashtra					
Madhura Tambe		10.35	10.00	10.25	
Nishtha Shah	10.15	9.80		10.50	
Disha Nidre	10.55		9.85		
Mansi S Surve			7.35	8.25	
Maharashtra Total	20.70	20.15	27.20	29.00	81.70
4 Delhi					
Kirandeep Pabla	7.75		7.05	6.70	
Inderpreet Kaur	6.50	6.30		7.15	
Jasjot Kaur		6.30	6.65	6.60	
Simran Kaur			7.00		
Delhi Total	14.25	12.60	20.70	20.45	55.40
5 Andhra Pradesh					
G Meghana	9.60	9.30	9.05		
Alica Joe	5.40		4.35	5.05	
Natasha Rayaprolu		5.00	4.60	4.35	
N Deekshitha				4.25	
Andhra Pradesh Total	15.00	14.30	18.00	13.65	52.35
6 Kerala					
Anjusha		5.45	4.90	5.60	
Jashniya	4.85		4.90	4.75	
Ranitta Mathew	4.05	5.25	5.00		
Varunya S. Sundar				2.60	
Kerala Total	8.90	10.70	14.80	12.95	40.70



35th National Games, Kerala
Jimmy George Indoor Stadium, Trivandrum
1st to 6th February 2015



RHYTHMIC - INDIVIDUAL ALL AROUND QUALIFICATION

Rank	Name	State					Total (Best 3)	Remarks
			HOOP	BALL	CLUBS	RIBBON		
1	Prabhjot Bajwa	PUN	9.60	10.80	11.05	10.35	32.20	Q
2	Mitali Dogra	J&K	10.20	10.20	10.95	9.55	31.35	Q
3	Palak Kour	J&K	10.55	10.15	10.15	10.40	31.10	Q
4	Madhura Tambe	MAH		10.35	10.00	10.25	30.60	Q
5	Nishtha Shah	MAH	10.15	9.80		10.50	30.45	Q
6	Sweksha Prakash	PUN	9.90	9.95	9.95	10.10	30.00	Q
7	G Meghana	AP	9.60	9.30	9.05		27.95	Q
8	Kirandeep Pabla	DEL	7.75		7.05	6.70	21.50	Q
9	Inderpreet Kaur	DEL	6.50	6.30		7.15	19.95	Q
10	Jasjot Kaur	DEL		6.30	6.65	6.60	19.55	
11	Rukhmini	GUJ	5.70	6.45	5.65	6.80	18.95	Q
12	Anjusha	KER		5.45	4.90	5.60	15.95	Q
13	Swarnali Chakraborty	WB	5.10	5.15	5.15	4.80	15.40	Q
14	Rakhi Sharma	HAR	3.95	4.60	4.40	2.65	12.95	
15	Alica Joe	AP	5.40		4.35	5.05	14.80	



35th National Games, Kerala
Jimmy George Indoor Stadium, Trivandrum
1st to 6th February 2015



QUALIFICATION RESULTS - RHYTHMIC

HOOP



Rank	Name	State	D-Score	E-Score	Penalty	Final Score	Remarks
1	Disha Nidre	MAH	4.30	6.25	-	10.55	Q
2	Palak Kour	J&K	4.20	6.35	-	10.55	Q
3	Mitali Dogra	J&K	4.00	6.20	-	10.20	Q
4	Nishtha Shah	MAH	4.15	6.00	-	10.15	Q
5	Sweksha Prakash	PUN	3.90	6.00	-	9.90	Q
6	G Meghana	AP	3.45	6.15	-	9.60	Q
6	Prabhjot Bajwa	PUN	3.90	6.00	0.30	9.60	Q
8	Kirandeep Pabla	DEL	2.65	5.10	-	7.75	Q
9	Inderpreet Kaur	DEL	1.95	4.55	-	6.50	R1
10	Rukhmini	GUJ	1.35	4.35	-	5.70	R2
11	Alica Joe	AP	1.20	4.20	-	5.40	
12	Swarnali Chakraborty	WB	0.80	4.30	-	5.10	



35th National Games, Kerala
Jimmy George Indoor Stadium, Trivandrum
1st to 6th February 2015



QUALIFICATION RESULTS - RHYTHMIC

BALL



Rank	Name	State	D-Score	E-Score	Penalty	Final Score	Remarks
1	Prabhjot Bajwa	PUN	4.25	6.55	-	10.80	Q
2	Madhura Tambe	MAH	4.20	6.15	-	10.35	Q
3	Mitali Dogra	J&K	3.80	6.40	-	10.20	Q
4	Palak Kour	J&K	4.05	6.10	-	10.15	Q
5	Sweksha Prakash	PUN	3.90	6.05	-	9.95	Q
6	Nishtha Shah	MAH	3.80	6.00	-	9.80	Q
7	G Meghana	AP	3.90	5.40	-	9.30	Q
8	Rukhmini	GUJ	1.55	4.90	-	6.45	Q
9	Jasjot Kaur	DEL	2.00	4.60	0.30	6.30	R1
10	Inderpreet Kaur	DEL	1.80	4.50	-	6.30	R2
11	Anjusha	KER	1.25	3.70	-	5.45	
12	Ranitta Mathew	KER	1.10	3.65	-	5.25	
13	Swarnali Chakraborty	WB	0.95	4.20	-	5.15	



35th National Games, Kerala
Jimmy George Indoor Stadium, Trivandrum
1st to 6th February 2015



QUALIFICATION RESULTS - RHYTHMIC

CLUBS



Rank	Name	State	D-Score	E-Score	Penalty	Final Score	Remarks
1	Prabhjot Bajwa	PUN	4.45	6.60	-	11.05	Q
2	Mitali Dogra	J&K	4.40	6.55	-	10.95	Q
3	Palak Kour	J&K	3.95	6.20	-	10.15	Q
4	Madhura Tambe	MAH	4.00	6.00	-	10.00	Q
5	Sweksha Prakash	PUN	4.00	5.95	-	9.95	Q
6	Disha Nidre	MAH	3.80	6.05	-	9.85	Q
7	G Meghana	AP	3.30	5.75	-	9.05	Q
8	Mridul Gupta	J&K	3.10	5.30	-	8.40	
9	Preetika Sharma	PUN	2.50	5.40	-	7.90	
10	Mansi S Surve	MAH	1.75	5.60	-	7.35	
11	Kirandeep Pabla	DEL	2.00	5.05	-	7.05	Q
12	Simran Kaur	DEL	2.20	4.80	-	7.00	R1
13	Jasjot Kaur	DEL	2.10	4.55	-	6.65	R2
14	Rukhmini	GUJ	1.55	4.10	-	5.65	
15	Swarnali Chakraborty	WB	1.20	3.95	-	5.15	
16	Ranitta Mathew	KER	1.15	3.35	-	5.00	
17	Jashniya	KER	1.00	3.40	-	4.90	



35th National Games, Kerala
Jimmy George Indoor Stadium, Trivandrum
1st to 6th February 2015



QUALIFICATION RESULTS - RHYTHMIC

RIBBON



Rank	Name	State	D-Score	E-Score	Penalty	Final Score	Remarks
1	Nishtha Shah	MAH	4.30	6.20	-	10.50	Q
2	Palak Kour	J&K	4.15	6.25	-	10.40	Q
3	Prabhjot Bajwa	PUN	4.00	6.35	-	10.35	Q
4	Madhura Tambe	MAH	4.10	6.15	-	10.25	Q
5	Sweksha Prakash	PUN	4.00	6.10	-	10.10	Q
6	Mitali Dogra	J&K	3.50	6.05	-	9.55	Q
7	Mansi S Surve	MAH	2.55	5.70	-	8.25	
8	Inderpreet Kaur	DEL	2.15	5.00	-	7.15	Q
9	Mridul Gupta	J&K	2.00	5.30	0.30	7.00	
10	Rukhmini	GUJ	1.90	4.90	-	6.80	Q
11	Preetika Sharma	PUN	2.00	4.75	-	6.75	
12	Kirandeep Pabla	DEL	1.80	4.90	-	6.70	R1
13	Jasjot Kaur	DEL	1.60	5.00	-	6.60	R2




35th National Games, Kerala
 Jimmy George Indoor Stadium, Trivandrum
 1st to 6th February 2015



RESULTS - INDIVIDUAL ALL ROUND FINALS



Rank	Name	State	HOOP	BALL	CLUBS	RIBBON	Total
1	 Prabhjot Bajwa	PUN	10.88	10.45	10.05	10.45	41.83
2	 Palak Kour	J&K	10.00	9.65	10.05	9.50	39.20
3	 G Meghana	AP	10.20	10.00	9.85	9.05	39.10
4	Mitali Dogra	J&K	8.50	10.25	10.40	9.70	38.85
5	Madhura Tambe	MAH	9.95	9.65	9.00	8.75	37.35
6	Sweksha Prakash	PUN	9.55	9.60	9.20	8.90	37.25
7	Nishtha Shah	MAH	9.90	9.10	8.90	8.50	36.40
8	Kirandeep Pabla	DEL	7.70	7.45	6.35	6.95	28.45
9	Inderpreet Kaur	DEL	6.65	6.45	5.80	5.60	24.50
10	Swarnali Chakraborty	WB	5.75	6.95	6.35	5.15	24.20
11	Rukhmini	GUJ	5.55	6.10	6.35	5.75	23.75
12	Anjusha	KER	2.80	5.35	5.60	5.50	19.25







35th National Games, Kerala
Jimmy George Indoor Stadium, Trivandrum
1st to 6th February 2015



START LIST - EVENT FINALS (COMPETITION III)

RHYTHMIC GYMNASTICS



Starting Order	Name	State	Starting Order	Name	State
HOOP			CLUBS		
					
1	Prabhjot Bajwa	PUN	1	Mitali Dogra	J&K
2	Sweksha Prakash	PUN	2	Disha Nidre	MAH
3	Disha Nidre	MAH	3	Madhura Tambe	MAH
4	G Meghana	AP	4	Prabhjot Bajwa	PUN
5	Nishtha Shah	MAH	5	Sweksha Prakash	PUN
6	Palak Kour	J&K	6	G Meghana	AP
7	Mitali Dogra	J&K	7	Palak Kour	J&K
8	Kirandeep Pabla	DEL	8	Kirandeep Pabla	DEL
BALL			RIBBON		
					
1	Rukhmini	GUJ	1	Prabhjot Bajwa	PUN
2	G Meghana	AP	2	Palak Kour	J&K
3	Mitali Dogra	J&K	3	Sweksha Prakash	PUN
4	Prabhjot Bajwa	PUN	4	Madhura Tambe	MAH
5	Palak Kour	J&K	5	Rukhmini	GUJ
6	Madhura Tambe	MAH	6	Nishtha Shah	MAH
7	Nishtha Shah	MAH	7	Inderpreet Kaur	DEL
8	Sweksha Prakash	PUN	8	Mitali Dogra	J&K






35th National Games, Kerala
Jimmy George Indoor Stadium, Trivandrum
1st to 6th February 2015



RESULTS - RHYTHMIC GYMNASTICS - APPARATUS CHAMPIONSHIP

HOOP



Rank	Name	State	D-Score	E-Score	Penalty	Final Score
1	 Prabhjot Bajwa	PUN	4.10	6.10	-	10.20
2	 Disha Nidre	MAH	4.00	6.05	-	10.05
3	 Nishtha Shah	MAH	3.50	5.90	-	9.40
4	Palak Kour	J&K	3.55	5.65	-	9.20
5	Sweksha Prakash	PUN	3.65	5.35	-	9.00
6	G Meghana	AP	3.00	5.70	-	8.70
7	Mitali Dogra	J&K	3.20	5.30	0.30	8.20
8	Kirandeep Pabla	DEL	1.45	4.75	0.30	5.90






35th National Games, Kerala
Jimmy George Indoor Stadium, Trivandrum
1st to 6th February 2015



RESULTS - RHYTHMIC GYMNASTICS - APPARATUS CHAMPIONSHIP

BALL



Rank	Name	State	D-Score	E-Score	Penalty	Final Score
1	 Palak Kour	J&K	4.20	6.30	-	10.50
2	 Prabhjot Bajwa	PUN	3.90	6.40	-	10.30
3	 Mitali Dogra	J&K	3.85	6.10	-	9.95
4	Sweksha Prakash	PUN	3.60	6.15	-	9.75
5	G Meghana	AP	3.35	6.20	-	9.55
6	Madhura Tambe	MAH	3.50	5.95	-	9.45
7	Nishtha Shah	MAH	3.30	5.95	-	9.25
8	Rukhmini	GUJ	1.20	4.00	-	5.20



GYMNASTICS




35th National Games, Kerala
Jimmy George Indoor Stadium, Trivandrum
1st to 6th February 2015



RESULTS - RHYTHMIC GYMNASTICS - APPARATUS CHAMPIONSHIP

CLUBS



Rank	Name	State	D-Score	E-Score	Penalty	Final Score
1	 G Meghana	AP	4.00	6.15	-	10.15
2	 Disha Nidre	MAH	3.85	6.05	-	9.90
3	 Mitali Dogra	J&K	3.65	5.95	-	9.60
4	Madhura Tambe	MAH	3.65	5.85	-	9.50
5	Sweksha Prakash	PUN	3.40	5.95	-	9.35
6	Prabhjot Bajwa	PUN	3.25	6.05	-	9.30
7	Palak Kour	J&K	2.60	5.90	-	8.50
8	Kirandeep Pabla	DEL	1.60	4.65	-	6.25






35th National Games, Kerala
Jimmy George Indoor Stadium, Trivandrum
1st to 6th February 2015



RESULTS - RHYTHMIC GYMNASTICS - APPARATUS CHAMPIONSHIP

RIBBON



Rank	Name	State	D-Score	E-Score	Penalty	Final Score
1	 Madhura Tambe	MAH	3.50	6.15	-	9.65
2	 Sweksha Prakash	PUN	3.25	6.15	-	9.40
3	 Prabhjot Bajwa	PUN	3.25	5.90	-	9.15
4	Palak Kour	J&K	3.10	5.75	-	8.85
5	Nishtha Shah	MAH	3.00	5.40	-	8.40
6	Mitali Dogra	J&K	2.20	5.40	-	7.60
7	Rukhmini	GUJ	1.20	4.95	0.30	5.85
8	Inderpreet Kaur	DEL	1.35	4.10	-	5.45