











Juniors - Team Ranking Open Competition






1 Germany - Juniors Germany

Nr	Participant					Avg							Total
		D/P	Score	D/P	Score		D/P	Score	D/P	Score	D/P	Score	
120	ALT Tabea	5.0	14.15	-	0.000	14.150	6.3	14.60	5.4	12.30	5.6	13.70	
		-		-			-		-		0.1		
121	ENDERLE Maike	5.0	13.95	-	0.000	13.950	6.1	13.40	5.9	13.35	5.4	13.65	
		-		-			-		-		0.1		
122	FOELLINGER Amélie	4.7	12.00	-	0.000	12.000					5.7	13.25	
		-		-							0.4		
123	HARDER Florine	5.8	14.55	-	0.000	14.550	5.8	13.65	5.7	12.50	5.4	13.10	
		-		-			-		-		0.3		
124	KRÖLL Carina						5.0	11.05	5.2	13.10			
							-		-				
125	PHILIPP Lina	5.0	12.20	-	0.000	12.200	5.3	13.35	5.4	12.15	4.9	11.35	
		0.1		-			-		-		0.1		
						54.850	55.000	51.250	53.700	214.800			






2 France - Juniors France

Nr	Participant					Avg							Total
		D/P	Score	D/P	Score		D/P	Score	D/P	Score	D/P	Score	
109	BOSSU Juliette	5.0	13.95	-	0.000	13.950	5.2	13.55	5.0	12.15	5.3	12.95	
		-		-			-		-		0.3		
110	BOYER Marine	5.0	13.90	-	0.000	13.900	5.0	13.50	4.8	12.70	5.0	13.10	
		-		-			-		-		-		
111	CHARPY Lorette						5.3	13.60	5.4	13.65	5.2	12.70	
							-		-		-		
112	DEVILLARD Coline	5.0	13.65	-	0.000	13.650			5.5	13.15	5.2	12.85	
		-		-					-		0.1		
113	DOS SANTOS Melanie	5.0	14.25	-	0.000	14.250	5.6	14.00	5.5	12.85	5.1	12.85	
		-		-			-		-		0.3		
114	PAUSE Oceane	5.0	13.60	-	0.000	13.600	5.3	12.80					
		-		-			-						
						55.750	54.650	52.350	51.750	214.500			






3 GBR - Juniors
United Kingdom

Nr	Participant					Avg							Total
		D/P	Score	D/P	Score		D/P	Score	D/P	Score	D/P	Score	
115	BEVAN Latalia	4.4	12.90	-	0.000	12.900	4.9	13.05	5.4	12.95	4.9	13.15	
		-		-			-		-		-		
116	FENTON Georgia-mae	4.0	12.45	-	0.000	12.450	5.2	13.25	4.9	12.90	4.9	13.35	
		-		-			-		-		-		
117	KINSELLA Alice	5.0	13.55	-	0.000	13.550	5.2	13.45	5.1	13.00	4.8	12.05	
		-		-			-		-		0.3		
118	METHUEN Maisie	5.0	13.80	-	0.000	13.800	5.2	12.50	5.3	13.20	5.1	13.00	
		-		-			-		-		0.1		
119	STANHOPE Lucy	5.0	13.85	-	0.000	13.850	4.8	13.05	5.4	13.25	5.1	12.55	
		-		-			-		0.1		0.3		
						54.100	52.800		52.400		52.050		211.350

4 Belgium - Juniors
Belgium







Nr	Participant					Avg							Total
		D/P	Score	D/P	Score		D/P	Score	D/P	Score	D/P	Score	
138	LEBLICQ Cloé	4.0	12.55	-	0.000	12.550	4.1	11.15	5.0	11.20	4.5	12.40	
		-		-			-		-		-		
150	BRASSART Maellyse	5.0	14.10	-	0.000	14.100	4.7	11.55	5.7	12.75	5.0	13.25	
		-		-			-		-		-		
152	DERWAEL Nina	5.0	13.95	-	0.000	13.950	6.1	14.50	5.8	13.90	5.3	13.70	
		-		-			-		-		-		
153	KLINCKAERT Axelle						5.1	11.20					
							-						
154	MEYERS Julie	5.0	13.85	-	0.000	13.850	5.1	13.20	5.3	13.20	5.0	12.55	
		-		-			-		0.1		-		
155	STERCKX Justine	4.2	11.35	-	0.000	11.350			5.1	11.65	4.6	12.75	
		-		-					-		-		
						54.450	50.450		51.500		52.250		208.650

5 Italy - Juniors
Italy







Nr	Participant					Avg							Total
		D/P	Score	D/P	Score		D/P	Score	D/P	Score	D/P	Score	
126	BERARDINELLI Sara	4.4	13.20	-	0.000	13.200	5.0	12.45	4.9	12.25	5.2	13.15	
		-		-			-		-		0.1		
127	CEREGHETTI Caterina	5.0	13.70	-	0.000	13.700	4.7	11.65	5.4	13.30	5.0	13.20	
		-		-			-		-		-		
128	LINARI Francesca noemi	5.0	13.45	-	0.000	13.450	5.1	12.25	5.0	12.40	5.2	13.25	
		-		-			0.0		-		-		
129	MAGGIO Martina												

130	REDEMAGNI Michela	4.4	13.30	-	0.000	13.300	5.1	13.05	5.3	13.30			
		-		-			-		-				
131	SIMIONATO Nicole	4.4	13.20	-	0.000	13.200	4.0	11.90	5.0	12.05	5.0	13.50	
		-		-			-		-		-		
						53.650	49.650		51.250		53.100		207.650






6 Spain - Juniors
Spain

Nr	Participant												Total
		D/P	Score	D/P	Score		D/P	Score	D/P	Score	D/P	Score	
140	BECHDEJU Laura	5.0	13.80	-	0.000	13.800	4.8	12.30	5.0	10.05	5.0	12.95	
		-		-			0.0		-		-		
141	BONILLA Helena	5.0	13.80	-	0.000	13.800	5.4	13.45	5.1	12.50	4.5	12.40	
		-		-			-		-		-		
142	NORBERTO Paula	5.0	13.65	-	0.000	13.650	5.0	10.70	4.9	12.05	5.0	10.85	
		-		-			-		-		0.1		
143	PALACIOS Ana	5.0	13.80	-	0.000	13.800	4.9	12.40	5.0	13.00	5.0	12.95	
		0.1		-			-		-		-		
144	SANCHEZ Marta	4.0	12.65	-	0.000	12.650	5.0	11.50	5.2	11.35	4.6	12.55	
		-		-			-		-		-		
						55.050	49.650		48.900		50.850		204.450






7 Netherlands - Juniors
Netherlands

Nr	Participant												Total
		D/P	Score	D/P	Score		D/P	Score	D/P	Score	D/P	Score	
132	MAGHOUB Mandy						4.8	12.75					
							-						
133	PERDOK Sering	4.4	13.20	-	0.000	13.200	4.2	12.40	5.1	12.35	4.8	12.20	
		-		-			-		-		0.4		
134	POLDERMAN Kirsten	4.2	12.65	-	0.000	12.650	4.9	12.90	5.5	11.60	4.9	12.90	
		-		-			-		-		-		
136	VAN EGMOND Marieke	4.0	12.80	-	0.000	12.800	4.9	10.85	5.2	12.05	4.7	12.20	
		-		-			-		-		-		
137	VISSER Naomi	4.2	12.60	-	0.000	12.600	4.6	11.40	5.1	11.20	4.7	12.55	
		-		-			-		-		-		
						51.250	49.450		47.200		49.850		197.750






8 Mixed Team Juniors
Mixed

Nr	Participant					Avg							Total
		D/P	Score	D/P	Score		D/P	Score	D/P	Score	D/P	Score	
135	SPRUIJTENBURG Morgan	4.2	12.80	-	0.000	12.800	4.4	12.45	4.7	11.90	4.9	12.25	
		-		-			-		-		0.3		
147	HAAVISTO Ellen	4.4	13.10	-	0.000	13.100	5.3	11.30	4.9	11.50	4.6	12.55	
		-		-			-		0.1		-		
148	HAAVISTO Emmy	4.4	13.20	-	0.000	13.200	5.2	11.70	5.0	12.35	4.6	12.60	
		-		-			-		-		0.1		
149	HOLMGREN FAGHIHI Linda	4.4	12.40	-	0.000	12.400	4.4	10.45	4.1	9.900	4.7	11.30	
		0.3		-			-		-		0.3		
161	LECHENAULT Oreane	5.0	13.60	-	0.000	13.600	5.5	10.25	5.7	12.00	5.2	12.45	
		0.1		-			-		0.1		0.4		
							52.700	45.900	47.750	49.850	196.200		

9 Normay - Juniors
Norway







Nr	Participant					Avg							Total
		D/P	Score	D/P	Score		D/P	Score	D/P	Score	D/P	Score	
156	BOE Victoria	4.0	11.85	-	0.000	11.850	3.5	11.25	4.3	11.45	4.4	11.50	
		-		-			-		-		0.1		
157	FINSTAD Linn	4.0	12.30	-	0.000	12.300	3.4	9.900	4.8	11.80	4.9	12.50	
		-		-			-		-		0.1		
158	GULBRANDSEN Pernille	4.4	13.30	-	0.000	13.300	3.4	10.90	4.9	11.90	4.7	12.60	
		-		-			-		-		-		
159	MAGNUSSEN Martine	4.2	12.65	-	0.000	12.650	3.2	11.15	4.8	10.80	4.7	11.30	
		-		-			-		-		-		
160	VON HAFENBRADL Ingrid	4.2	12.35	-	0.000	12.350	3.2	10.90	5.1	12.45	4.1	12.10	
		-		-			-		-		-		
							50.600	44.200	47.600	48.700	191.100		

10 Turkey - Juniors
Turkey

Nr	Participant					Avg							Total
		D/P	Score	D/P	Score		D/P	Score	D/P	Score	D/P	Score	
100	ALTUNDEMIR Cagla	4.2	12.70	-	0.000	12.700	2.0	9.050	4.6	11.60	4.7	12.30	
		-		-			0.0		-		-		
101	KETENCI Doga	4.4	12.35	-	0.000	12.350	2.6	9.850	5.2	11.00	3.7	11.00	
		-		-			0.0		-		-		
102	OZBAY Iclal	4.4	10.40	-	0.000	10.400	4.0	9.550	4.9	7.500	5.3	11.75	
		1.1		-			-		0.1		-		
103	TURKMEN Beyza	4.8	13.40	-	0.000	13.400	2.1	8.800	4.9	11.85	4.3	11.65	
		-		-			-		-		0.4		
104	ULVAN Ekin	4.4	12.95	-	0.000	12.950	4.0	10.75	4.6	10.20	4.5	11.90	
		0.1		-			0.0		0.1		0.1		

51.400 39.200 44.650 47.600 182.850

11 Ireland - Juniors
Ireland

Nr	Participant												Total
		D/P	Score	D/P	Score		D/P	Score	D/P	Score	D/P	Score	
105	BELL Casey	4.6	13.25	-	0.000	13.250	4.5	12.30	4.9	11.35	4.0	10.80	
		-	-	-	-		-	-	-	-	0.3		
106	HYNES Sarah	4.2	12.50	-	0.000	12.500	1.2	9.400	3.5	10.35	3.4	11.40	
		-	-	-	-		0.0	-	-	-	-		
107	MARTIN Liling	4.2	12.25	-	0.000	12.250	2.7	10.45	4.1	11.70	4.6	11.70	
		-	-	-	-		-	-	-	-	-		
108	SHIMIZU Emer	4.2	12.65	-	0.000	12.650	1.2	9.400	4.0	10.70	3.5	11.10	
		-	-	-	-		-	-	-	-	-		
						50.650	41.550	44.100	45.000	181.300			