











Seniors - Team Ranking Open Competition






1 Brasil - Seniors Brasil

Nr	Participant					Avg							Total
		D/P	Score	D/P	Score		D/P	Score	D/P	Score	D/P	Score	
210	ANDRADE Rebeca	5.8	13.80	-	0.000	13.800	6.1	14.60	6.0	12.10	6.1	14.85	
		0.1		-			-		-		-		
211	COSTA Leticia	5.8	14.75	-	0.000	14.750	5.5	12.50	5.6	12.35	5.7	13.90	
		-		-			-		0.1		-		
212	HYPOLITO Daniele	5.3	14.10	-	0.000	14.100	5.0	12.95	6.0	14.00	5.5	13.90	
		-		-			0.3		-		-		
213	SARAIVA Flavia	5.0	13.85	-	0.000	13.850	5.3	13.35	6.2	14.15	5.8	14.45	
		-		-			-		0.1		-		
214	SINMON Julie	5.0	13.60	-	0.000	13.600	5.4	13.75	5.7	12.60			
		-		-			-		0.1				
						56.500	54.650	53.100	57.100	221.350			

2 Germany - Seniors Germany





Nr	Participant					Avg							Total
		D/P	Score	D/P	Score		D/P	Score	D/P	Score	D/P	Score	
252	GRIESSER Leah	4.4	13.40	-	0.000	13.400	5.5	12.50	4.9	13.05	5.5	13.75	
		-		-			-		-		-		
253	SCHÄFER Pauline	5.4	14.20	-	0.000	14.200	4.9	13.30	6.0	13.50	5.6	13.90	
		-		-			-		-		-		
254	SCHEDER Sophie	5.0	13.85	-	0.000	13.850	6.2	13.55	5.6	14.05	5.3	12.75	
		-		-			-		-		-		
255	SEITZ Elisabeth	5.0	13.80	-	0.000	13.800	5.9	12.85	5.7	14.00	5.3	13.30	
		-		-			-		-		-		
256	TIMM Michelle	5.0	13.85	-	0.000	13.850	5.4	12.80	4.9	12.20	4.8	12.00	
		-		-			-		-		0.6		
						55.700	52.500	54.600	53.700	216.500			

3 France - Seniors France





Nr	Participant					Avg							Total
		D/P	Score	D/P	Score		D/P	Score	D/P	Score	D/P	Score	
220	BREVET Marine	5.0	13.55	-	0.000	13.550	5.4	13.40	5.7	14.10	5.3	14.00	
		-		-			-		-		-		
221	CHARPY Grace	5.0	13.80	-	0.000	13.800					5.1	12.20	
		-		-							0.2		
222	PERDREAU Lucie	5.0	13.75	-	0.000	13.750	5.3	13.05	5.3	12.60			
		-		-			-		0.1				

223	KUHM Anne				5.0 13.05	5.5 13.00	5.2 13.15		
					-	-	0.1		
224	PIKUL Valentine	5.2 14.00	- 0.000	14.000	5.7 13.30	5.3 13.25	5.2 13.50		
		-	-		-	-	-		
225	VANHILLE Louise	5.0 12.70	- 0.000	12.700	5.8 13.60	5.8 12.60	5.3 13.60		
		0.3	-		-	-	0.1		
					55.100	53.350	52.950	54.250	215.650






4 Belgium Seniors Belgium

Nr	Participant			Avg							Total
		D/P	Score		D/P	Score	D/P	Score	D/P	Score	
207	HOCQUET Hélia						4.9 11.40	4.8 12.45			
							-	0.1			
247	HERMANS Rune	5.0 13.80	- 0.000	13.800	5.8 13.80	5.6 13.35	5.4 13.70				
		-	-		-	-	-				
248	MOTTEN Dorien	5.2 13.75	- 0.000	13.750	5.0 11.95						
		-	-		-						
249	MYS Gaelle	5.0 13.55	- 0.000	13.550	5.3 10.40	5.7 13.55	5.6 13.65				
		-	-		-	-	-				
250	VANDENHOLE Cindy	5.0 12.15	- 0.000	12.150	5.3 13.45	5.3 12.70	5.2 13.35				
		-	-		-	-	-				
251	VERSCHUEREN Lisa	5.0 13.70	- 0.000	13.700	5.5 13.65	5.6 13.45	5.5 13.70				
		-	-		-	-	-				
					54.800	52.850	53.050	54.400	215.100		






5 GBR - Seniors United Kingdom

Nr	Participant			Avg							Total
		D/P	Score		D/P	Score	D/P	Score	D/P	Score	
241	FELLOWS Charlie	5.0 13.80	- 0.000	13.800	5.6 13.35	5.1 12.45	5.3 13.30				
		-	-		-	-	-				
242	HOCKENHULL Georgina	5.0 13.50	- 0.000	13.500	5.4 13.60	5.6 12.55	5.3 13.15				
		-	-		-	-	-				
243	RAER Theaker	5.0 14.05	- 0.000	14.050	5.2 13.10	4.4 11.30	5.0 12.20				
		-	-		-	-	0.3				
244	ROMAEO Angel	4.4 13.00	- 0.000	13.000	5.1 13.25	5.3 13.35	5.0 13.30				
		-	-		-	-	-				
245	SIMM Kelly	0.0 0.000	- 0.000	0.000	6.0 14.20	5.5 13.10	5.8 14.10				
		-	-		-	-	-				
					54.350	54.400	51.450	53.850	214.050		






6 Netherlands - Seniors
Netherlands

Nr	Participant					Avg							Total
		D/P	Score	D/P	Score		D/P	Score	D/P	Score	D/P	Score	
200	RUIKES Maartje	5.3	13.75	-	0.000	13.750	5.0	13.15	5.5	12.50	5.6	12.75	
		-		-			-		-		-		
201	TOP Lisa	5.3	14.15	-	0.000	14.150	5.1	13.60	5.1	12.20	5.8	14.10	
		-		-			-		-		0.1		
202	VAN GERNER Céline												
203	VAN POL Vera	4.9	13.50	-	0.000	13.500	5.6	12.50	5.2	12.70	5.3	12.55	
		-		-			-		-		-		
204	WEVERS Lieke	4.4	13.10	-	0.000	13.100	5.8	13.00	5.7	14.20	5.4	14.05	
		-		-			-		-		-		
						54.500	52.250	51.600	53.450	211.800			

7 Spain - Seniors
Spain






Nr	Participant					Avg							Total
		D/P	Score	D/P	Score		D/P	Score	D/P	Score	D/P	Score	
236	COLOM Claudia	5.0	13.45	-	0.000	13.450	5.1	12.25	5.3	13.30	5.1	13.10	
		-		-			-		-		0.1		
237	FERNANDEZ Nora	5.0	14.10	-	0.000	14.100	4.4	9.900	5.3	10.85	5.0	11.90	
		-		-			-		-		-		
238	PEREZ Ana	5.0	13.90	-	0.000	13.900	5.7	13.50	5.4	13.30	5.5	13.40	
		-		-			-		-		-		
239	RAYA Paula	5.0	13.35	-	0.000	13.350	5.3	13.35	5.0	10.85	4.8	12.50	
		-		-			-		-		-		
240	ROS Natalia	5.0	13.65	-	0.000	13.650	5.6	12.90	5.2	13.25	5.1	13.15	
		-		-			-		-		-		
						55.100	52.000	50.700	52.150	209.950			

8 Ireland - Seniors
Ireland






Nr	Participant					Avg							Total
		D/P	Score	D/P	Score		D/P	Score	D/P	Score	D/P	Score	
231	COYLE Taylor	4.2	12.75	-	0.000	12.750	1.3	9.700	3.7	11.10	3.9	10.75	
		-		-			-		-		-		
232	DONNELLY Tara	4.4	13.10	-	0.000	13.100	2.8	10.40	4.7	11.50	4.8	12.95	
		-		-			-		-		0.1		
233	MAWHINNEY Nicole	4.2	12.70	-	0.000	12.700	3.6	11.20	4.8	11.80	4.5	12.20	
		-		-			-		-		-		
234	MOLONEY Denise	4.2	12.40	-	0.000	12.400	2.4	9.300	3.9	10.85	4.2	11.50	
		-		-			-		-		0.4		
235	O'REILLY Ellis	4.4	13.35	-	0.000	13.350	4.4	12.25	4.8	11.40	4.9	12.70	
		-		-			-		-		0.4		

51.900 43.550 45.800 49.350 190.600

9 Austria - Seniors
Austria

Nr	Participant					Avg							Total
		D/P	Score	D/P	Score		D/P	Score	D/P	Score	D/P	Score	
215	JOCHUM Olivia						3.5	7.700					
216	MADER Jasmin	5.0	13.65	-	0.000	13.650	5.1	12.95	5.1	11.70	4.9	11.70	
217	MÄNNERSDORFER Marlies	4.2	12.65	-	0.000	12.650	3.7	9.100	5.1	10.75	4.4	11.40	
218	METZLER Erja	4.4	11.60	-	0.000	11.600	3.3	10.70	5.0	10.25	4.5	12.25	
219	STABINGER Jessica	4.4	12.75	-	0.000	12.750	3.6	9.500	4.9	11.95	4.8	12.05	
						50.650	42.250	44.650	47.400	184.950			

10 Norway - Seniors
Norway

Nr	Participant					Avg							Total
		D/P	Score	D/P	Score		D/P	Score	D/P	Score	D/P	Score	
226	BERG Solveig	4.2	12.80	-	0.000	12.800	2.4	10.10	5.2	11.95	3.9	10.35	
227	BRAATEN Sofie	5.0	12.00	-	0.000	12.000	3.7	9.450	4.8	11.35	4.5	12.35	
228	HAERUM Mia	4.2	12.35	-	0.000	12.350	0.9	4.550	4.1	10.15	4.4	10.05	
229	SCHILLING Katarina	4.2	12.20	-	0.000	12.200	3.1	8.950	3.6	10.65	3.1	9.750	
230	SKREGELID Martine						3.9	11.55	4.9	12.15			
						49.350	40.050	46.100	42.500	178.000			