











Youth - Team Ranking Open Competition






1 France - Youth Pôle Espoir Dijon France

Nr	Participant					Avg							Total
		D/P	Score	D/P	Score		D/P	Score	D/P	Score	D/P	Score	
324	SERBER Célia	4.4	13.30	-	0.000	13.300	3.5	11.23	4.7	12.13	4.7	12.20	
		-	-	-	-	-	-	-	-	-	-	-	
334	KIZILAY Zeynep	4.2	12.66	-	0.000	12.666	2.9	9.100	3.7	8.666	4.6	10.50	
		-	-	-	-	-	-	0.1	-	0.3	-	-	
335	LAPP Alisson	4.0	12.53	-	0.000	12.533	3.7	11.80	5.3	12.30	5.0	12.93	
		-	-	-	-	-	-	-	-	-	-	-	
336	OSYSSEK Morgane	5.0	13.73	-	0.000	13.733	4.8	10.93	5.6	12.40	5.1	13.36	
		-	-	-	-	-	-	-	-	-	-	-	
						39.699	33.966	36.833	38.499	148.997			






2 Belgium - Youth Belgium

Nr	Participant					Avg							Total
		D/P	Score	D/P	Score		D/P	Score	D/P	Score	D/P	Score	
325	JUNGERS Oriane	4.8	13.43	-	0.000	13.433	4.0	11.76	5.2	12.10	4.9	12.40	
		-	-	-	-	-	-	-	-	-	-	-	
326	SENDERS Alysha	4.2	13.16	-	0.000	13.166	3.6	11.73	4.7	12.10	4.8	12.80	
		-	-	-	-	-	-	-	-	-	-	-	
327	VALLÉE Vanina	5.0	13.50	-	0.000	13.500	3.9	9.833	4.6	12.33	4.6	11.83	
		-	-	-	-	-	-	-	-	0.4	-	-	
328	WOLTHUIZEN Imke	4.2	13.00	-	0.000	13.000	3.6	11.50	4.7	11.53	4.9	12.10	
		-	-	-	-	-	-	-	-	-	-	-	
						40.099	34.999	36.533	37.300	148.931			






3 Netherlands - Youth Netherlands

Nr	Participant					Avg							Total
		D/P	Score	D/P	Score		D/P	Score	D/P	Score	D/P	Score	
329	BERENS Juliette	4.4	12.80	-	0.000	12.800	4.5	12.63	5.0	11.80	5.2	11.80	
		0.3	-	-	-	-	-	-	-	-	-	-	
330	LAMMERTINK Maud	4.0	13.00	-	0.000	13.000	3.4	10.10	4.7	10.93	4.9	11.60	
		-	-	-	-	-	-	-	-	0.3	-	-	
331	ROSSEN Bogusia	5.0	13.73	-	0.000	13.733	4.1	9.300	5.2	9.633	5.2	11.53	
		-	-	-	-	-	-	0.1	-	0.3	-	-	
332	VEERMAN Sanna	4.4	13.40	-	0.000	13.400	5.0	12.66	5.1	12.40	4.1	12.03	
		-	-	-	-	-	-	-	-	-	-	-	
						40.133	35.399	35.133	35.433	146.098			






4 Gymfed - Youth 1
Gymfed

Nr	Participant					Avg							Total
		D/P	Score	D/P	Score		D/P	Score	D/P	Score	D/P	Score	
305	MULLER Manon	4.2	12.20	-	0.000	12.200	3.0	11.46	4.4	11.80	4.6	12.73	
		-	-	-	-		-	-	-	-	0.1		
306	VANNESTE Britt	4.0	12.80	-	0.000	12.800	1.9	10.30	2.8	8.200	3.9	11.40	
		-	-	-	-		-	-	-	-	-		
307	VANSTEENKISTE Jade	4.2	11.80	-	0.000	11.800	1.9	9.033	4.2	9.666	4.6	11.73	
		-	-	-	-		-	-	-	-	-		
312	DAVELOOSE Margaux	4.2	11.86	-	0.000	11.866	3.0	8.266	4.8	11.83	4.8	12.63	
		-	-	-	-		-	-	-	-	-		
						36.866	30.799	33.299	37.099			138.063	






5 Ireland - Youth 2
Ireland

Nr	Participant					Avg							Total
		D/P	Score	D/P	Score		D/P	Score	D/P	Score	D/P	Score	
310	RYAN Meg	4.2	12.76	-	0.000	12.766	3.0	10.46	4.6	10.56	4.7	11.70	
		-	-	-	-		-	-	-	-	0.3		
311	SLEVIN Emma	3.8	12.66	-	0.000	12.666	1.5	9.400	4.2	11.83	3.8	11.40	
		-	-	-	-		-	-	-	-	-		
320	FULLER Aisling	4.0	12.43	-	0.000	12.433	1.2	9.366	4.3	11.93	3.6	11.16	
		-	-	-	-		-	-	-	-	-		
321	GEDDIS Rebecca	4.0	12.10	-	0.000	12.100	2.0	10.26	4.5	10.70	3.7	11.10	
		-	-	-	-		-	-	-	-	0.1		
						37.865	30.132	34.466	34.266			136.729	






6 Norway - Youth
Norway

Nr	Participant					Avg							Total
		D/P	Score	D/P	Score		D/P	Score	D/P	Score	D/P	Score	
300	FOSSE Edel	4.2	12.63	-	0.000	12.633	2.5	9.366	4.7	11.16	4.6	11.63	
		-	-	-	-		-	-	-	-	-		
301	TINGVOLD Anne	4.2	12.83	-	0.000	12.833	1.9	8.466	4.5	11.03	4.0	11.56	
		-	-	-	-		-	-	-	-	-		
302	TOSSEBRO Juliane	4.2	12.76	-	0.000	12.766	1.8	9.566	4.4	10.36	4.8	12.53	
		-	-	-	-		-	-	-	-	-		
303	TRONRUD Maria	4.2	12.90	-	0.000	12.900	1.9	9.800	4.7	11.20	4.2	11.90	
		-	-	-	-		-	-	-	-	-		
						38.499	28.732	33.399	36.066			136.696	






7 Gymfed - Youth 2
Gymfed

Nr	Participant					Avg							Total
		D/P	Score	D/P	Score		D/P	Score	D/P	Score	D/P	Score	
304	DE NEEF Kay-li	2.4	11.26	-	0.000	11.266	2.3	10.16	4.5	8.800	3.9	11.36	
313	FAES Irini	4.2	11.56	-	0.000	11.566	0.9	8.733	3.0	9.800			
317	VAN HAELST Kobie	4.2	12.86	-	0.000	12.866	1.2	8.500	3.8	8.300	3.6	11.46	
337	DINGENEN Axana	4.0	12.53	-	0.000	12.533	2.0	8.733	4.4	12.46	3.9	11.26	
						36.965	27.632	31.066	34.098	129.761			






8 Ireland - Youth 1
Ireland

Nr	Participant					Avg							Total
		D/P	Score	D/P	Score		D/P	Score	D/P	Score	D/P	Score	
308	MCGRANE Jenny	2.4	11.30	-	0.000	11.300	0.9	8.433	3.4	9.633	3.8	11.60	
309	MOLLOY Kate	2.4	10.93	-	0.000	10.933	1.2	9.200	3.9	10.83	3.7	11.20	
322	HEFFERNAN Jane	2.4	10.73	-	0.000	10.733	1.4	9.833	3.0	11.03	3.7	11.86	
323	LAMOUNT Lauren	4.2	12.50	-	0.000	12.500	1.8	9.433	3.2	8.700	3.8	11.10	
						34.733	28.466	31.499	34.666	129.364			

9 FfGym - Youth
FfGym

Nr	Participant					Avg							Total
		D/P	Score	D/P	Score		D/P	Score	D/P	Score	D/P	Score	
314	KOLA Sophia	4.2	11.73	-	0.000	11.733	1.3	9.400	3.8	9.100	3.7	11.40	
315	LEJEUNE Amy	4.2	11.86	-	0.000	11.866	2.6	8.500	3.3	10.26	4.1	10.43	
316	MELINTE Wendy	4.2	12.36	-	0.000	12.366	1.6	8.666	4.0	9.666	4.6	11.40	
						35.965	26.566	29.032	33.233	124.796			

10 Gymfed - Youth 3
Gymfed

Nr	Participant					Avg							Total
		D/P	Score	D/P	Score		D/P	Score	D/P	Score	D/P	Score	
338	HOLLEVOET Marie	3.8	12.43	-	0.000	12.433	1.4	8.933	4.7	8.633	3.9	10.43	
		-	-	-	-		-	-	-	-	-	-	
339	VAN LINDEN Margo	2.4	10.96	-	0.000	10.966	1.7	9.200	3.0	9.266	3.6	10.86	
		-	-	-	-		-	-	-	-	-	-	
340	WIAFE Wendy	4.2	12.76	-	0.000	12.766	1.6	9.633	3.9	8.233	4.0	10.96	
		-	-	-	-		-	-	-	-	-	-	
						36.165	27.766		26.132		32.265		122.328