

2015 BlackJack

Meet Results

Feb 20-22, 2015

Page: 1
Printed: 2/20/2015 4:20:20 PM

Men / 7 / 9-10

Session: 2-S

Judge's Signatures

Rank	Num	Name	Gym							AA
1	667	Jesse-Lee Pakele	Hawaii	11.000 4	11.500 2T	10.800 4	12.500 5T	11.200 4	12.000 1T	69.000 1
2	374	Jaxon Young	Desert	10.800 6T	11.800 1	10.700 5T	12.700 1T	11.500 2	11.000 5	68.500 2
3	32	Jayson Flack	5280 Gym	11.700 1	9.200 25	11.300 1	12.700 1T	11.300 3	12.000 1T	68.200 3
4	34	Asher Cohen	5280 Gym	10.900 5	11.500 2T	10.900 2T	12.300 8T	10.200 15T	10.900 6	66.700 4
5	38	Kaleb Hartley	5280 Gym	10.600 10	10.800 12	10.400 9	12.400 7	11.100 5T	11.300 4	66.600 5
6	1381	Colin Flores	West Coast	10.800 6T	11.300 6T	9.700 17	12.500 5T	9.400 21	10.500 9T	64.200 6
7	36	Jake McDonough	5280 Gym	8.300 27	11.500 2T	10.900 2T	12.100 11T	10.700 8T	10.600 8	64.100 7
8T	493	William Young	Gold Cup	11.200 2*	10.900 9T	9.600 18	11.700 20T	10.200 15T	10.100 16	63.700 8T
8T	113	Dreyasin Wyman	AirTime	11.200 2*	11.300 6T	9.000 26T	11.200 30T	10.300 13T	10.700 7	63.700 8T
10	619	Hudson Harms	Gymcats	9.700 19T	11.400 5	9.400 20T	12.000 14T	10.700 8T	10.300 11T	63.500 10
11	35	Hugh Pettitt-Kenney	5280 Gym	10.800 6T	10.700 13T	10.300 10T	11.400 26T	10.000 18T	10.000 17T	63.200 11
12T	37	Jozen Brekhuis	5280 Gym	10.200 13	10.400 16T	10.300 10T	12.300 8T	10.600 10T	9.300 24T	63.100 12T
12T	40	Noah Pouliot	5280 Gym	10.100 14	9.100 26T	9.100 23T	11.400 26T	11.600 1	11.800 3	63.100 12T
12T	1326	Ethan Love	Vaughan	10.400 12	10.900 9T	9.900 15T	11.600 24T	10.300 13T	10.000 17T	63.100 12T
15	1289	Charley Thompson	Ultimate-IL	10.800 6T	7.700 30	10.700 5T	12.300 8T	11.100 5T	10.200 14T	62.800 15
16	1216	Everett Tai	Technique	9.900 17T	10.700 13T	10.700 5T	12.600 3T	8.400 28	9.600 20	61.900 16
17	748	Vladislav Korniyenko	Intern'l-CA	9.900 17T	10.200 18	8.800 29	12.000 14T	10.600 10T	10.300 11T	61.800 17
18	1382	Tyler Flores	West Coast	10.000 15T	11.000 8	10.700 5T	12.100 11T	8.800 26T	9.000 26	61.600 18
19	39	Kelton Christiansen	5280 Gym	9.500 22T	10.600 15	9.500 19	12.000 14T	10.100 17	9.500 21T	61.200 19
20	114	Liam Nelson	AirTime	10.500 11	9.600 23	9.300 22	11.700 20T	10.000 18T	9.900 19	61.000 20
21	731	Gavin Wilson	Inland Empire	8.900 25	9.900 19T	9.000 26T	12.100 11T	10.600 10T	10.300 11T	60.800 21
22	1169	Marqus Miranda	South Coast	9.500 22T	8.600 28	10.100 14	11.800 19	11.000 7	9.500 21T	60.500 22
23	1107	Kevin Dammers	Scherbo's	9.700 19T	10.900 9T	9.100 23T	12.600 3T	9.000 25	8.600 27	59.900 23
24	33	Nathan Maddox	5280 Gym	8.600 26	9.800 21T	10.200 12T	11.200 30T	9.100 23T	10.500 9T	59.400 24
25	115	Adam Weekes	AirTime	9.700 19T	9.100 26T	9.100 23T	11.700 20T	8.800 26T	10.200 14T	58.600 25







2015 BlackJack

Meet Results

Feb 20-22, 2015

Page: 2
Printed: 2/20/2015 4:20:20 PM

Men / 7 / 9-10
Session: 2-S

Rank	Num	Name	Gym							AA
26	490	Dylan Mamawal	Gold Cup	10.000 15T	9.800 21T	10.200 12T	11.600 24T	9.100 23T	7.800 30	58.500 26
27	1106	Tyler Burdsall	Scherbo's	8.000 28	10.400 16T	9.900 15T	11.700 20T	9.700 20	8.400 28	58.100 27
28	1373	Ty Lipis	Waller's	9.000 24	7.200 31	8.900 28	12.000 14T	9.200 22	9.500 21T	55.800 28
29	491	Christopher Moran	Gold Cup	7.300 29	9.900 19T	9.400 20T	11.900 18	7.700 30	8.200 29	54.400 29
30	1211	Josh Lamm	TAGS	5.200 31	8.300 29	7.800 30	11.300 29	8.200 29	9.300 24T	50.100 30
31	792	Rainen Schwartz	Lone Mountain	6.300 30	9.400 24	6.700 31	11.400 26T	5.500 31	7.000 31	46.300 31

2015 BlackJack

Meet Results

Feb 20-22, 2015

Page: 1
Printed: 2/20/2015 4:20:21 PM

Men / 7 / 11-12

Session: 2-S







Judge's Signatures

Rank	Num	Name	Gym							AA
1T	1353	Armando Visitacion	Victory-CA	8.800 14	10.100 7	9.900 8	12.500 1	10.400 6	11.500 1	63.200 1T
1T	1105	Roman Rozbitskyy	Scherbo's	10.900 1	8.000 24	10.100 4T	12.200 4T	11.200 1	10.800 2	63.200 1T
1T	1410	Andrew Linz	5280 Gym	9.900 3T	11.000 2	10.300 2T	11.600 17T	10.300 7	10.100 7	63.200 1T
4	29	Peyton Maddox	5280 Gym	9.300 8T	10.700 3	10.700 1	11.500 21T	10.000 9	10.600 4	62.800 4
5	27	Alex Taylor	5280 Gym	10.300 2	10.500 4T	10.300 2T	12.200 4T	9.000 15	9.300 18	61.600 5
6	31	Ryan Herrmann	5280 Gym	9.300 8T	11.500 1	10.000 6T	11.700 12T	8.300 22	9.700 13	60.500 6
7	995	Justus Whitaker	Pacific Coast	9.400 7	10.000 8T	9.800 9T	12.000 8T	9.700 12	9.400 16T	60.300 7
8	765	Mason Stokdyk	LASG	9.700 5	9.400 16T	10.100 4T	10.800 27	10.700 3	9.400 16T	60.100 8
9	747	Savion Perea	Internt'l-CA	9.500 6	9.400 16T	9.300 18	12.000 8T	9.800 10T	10.000 8T	60.000 9
10T	1408	Seth Ornelas	South Coast	7.500 24T	10.500 4T	9.000 19T	12.400 2	10.100 8	10.200 6	59.700 10T
10T	1104	Jaxson Hulet	Scherbo's	8.600 15	8.400 23	9.600 12T	11.500 21T	11.100 2	10.500 5	59.700 10T
12	618	Justin Csizmas	Gymcats	8.000 19	10.200 6	9.800 9T	12.300 3	9.800 10T	9.000 21T	59.100 12
13	28	Kyle Scherer	5280 Gym	9.900 3T	9.800 11	10.000 6T	10.500 30T	8.900 16	9.500 14T	58.600 13
14	1354	Benjamin Chung	Victory-CA	9.100 12T	9.700 12T	9.400 16T	11.000 26	8.600 19	10.700 3	58.500 14
15	30	Matthew Gust	5280 Gym	9.200 10T	9.700 12T	9.600 12T	11.600 17T	8.200 23T	9.900 11	58.200 15
16	1103	Dylan Dockery	Scherbo's	7.700 21T	10.000 8T	9.500 15	11.300 24T	10.500 5	9.000 21T	58.000 16
17	1371	Nathan Goodman	Waller's	9.100 12T	10.000 8T	8.000 28	11.700 12T	9.200 14	9.500 14T	57.500 17
18	82	JT Romero	5280 Gym	8.500 16	7.900 25T	9.600 12T	11.500 21T	8.700 17T	10.000 8T	56.200 18
19	1370	Brandon Gladkoff	Waller's	9.200 10T	9.700 12T	9.000 19T	11.600 17T	8.000 27T	8.400 24	55.900 19
20	730	DeQuan Guillebeau	Inland Empire	6.600 29	9.000 20	9.700 11	11.700 12T	9.500 13	8.200 25T	54.700 20
21	746	Jason Ball	Internt'l-CA	8.100 18	6.500 31	8.900 21	11.800 10T	8.400 20T	9.800 12	53.500 21
22	1209	Chris Schleicher	TAGS	7.500 24T	9.700 12T	7.300 31	12.200 4T	8.700 17T	7.800 28	53.200 22
23	806	Calvin Simkins	Madison	8.300 17	8.900 21	8.800 22T	10.600 28T	8.200 23T	8.200 25T	53.000 23
24	993	Mitchel Hallmark	Pacific Coast	7.600 23	7.900 25T	8.600 25	10.600 28T	8.400 20T	9.200 19	52.300 24
25	1215	Collin Tai	Technique	7.200 27	8.700 22	8.200 27	11.800 10T	8.100 26	8.000 27	52.000 25

2015 BlackJack

Meet Results

Feb 20-22, 2015

Rank	Num	Name	Gym							AA
26	711	Owen Hopkins	Infinity	7.700 21T	9.300 18	7.900 29	11.700 12T	7.800 30	7.300 29	51.700 26
27	951	Jackson Pophal	North Valley	0.000 31	9.200 19	9.400 16T	12.200 4T	10.600 4	10.000 8T	51.400 27
28T	1210	Gunnar Peterson	TAGS	6.900 28	6.900 30	8.300 26	11.700 12T	8.000 27*	9.100 20	50.900 28T
28T	1166	Koa Matton	South Coast	7.500 24T	7.100 29	8.800 22T	10.500 30T	8.000 27*	9.000 21T	50.900 28T
30	994	Jackson Fradd	Pacific Coast	7.900 20	7.800 27T	8.700 24	11.600 17T	8.200 23T	6.000 30T	50.200 30
31	488	Ian Cartwright	Gold Cup	6.500 30	7.800 27T	7.800 30	11.300 24T	6.000 31	6.000 30T	45.400 31

2015 BlackJack

Meet Results







Feb 20-22, 2015

Page: 1
Printed: 2/20/2015 4:20:22 PM

Men / 7 / 13+

Session: 2-S

Judge's Signatures

Rank	Num	Name	Gym							AA
1	665	Jason Redlew	Hawaii	10.000 2	11.300 1	10.000 1T	11.200 9T	10.200 6	11.000 3	63.700 1
2	666	Victor Vasquez	Hawaii	9.700 4	10.200 4T	10.000 1T	11.600 5T	9.900 7T	11.200 1	62.600 2
3	225	Austin Minnings	Calgary	10.600 1	11.200 2T	9.800 3T	11.600 5T	9.900 7T	9.400 7	62.500 3
4	663	Ezekiel Domingo	Hawaii	9.400 5	10.200 4T	8.700 11T	12.000 1	10.600 3T	10.700 4	61.600 4
5	664	Emanuele Muehlhauser	Hawaii	9.300 6	9.400 9	9.700 5T	11.400 8	10.400 5	10.400 5	60.600 5
6	662	Jake Mitchell	Hawaii	9.200 7	9.900 6	8.500 13	11.900 2T	11.400 1	9.200 8	60.100 6
7	952	Chase Pearson	North Valley	8.500 9T	9.100 10	9.800 3T	11.600 5T	10.800 2	9.800 6	59.600 7
8	661	Jayden Paulino	Hawaii	9.900 3	9.700 7	8.900 9T	11.200 9T	10.600 3T	7.700 14	58.000 8
9	1372	William Radding	Waller's	9.000 8	9.500 8	9.500 7	11.800 4	9.500 9	8.400 10	57.700 9
10	996	Alvaro Davila	Pacific Coast	8.200 12	8.800 11	8.900 9T	11.900 2T	7.900 12	11.100 2	56.800 10
11	1325	Marcus Sorrell	Vaughan	8.100 13	11.200 2T	8.700 11T	10.900 13	8.800 11	9.000 9	56.700 11
12	1167	Jackson Lange	South Coast	8.500 9T	8.000 12	9.700 5T	11.200 9T	9.200 10	8.200 11T	54.800 12
13	572	Jack Pearson	Victory-CA	8.500 9T	7.000 13	7.600 14	11.200 9T	5.200 14	8.000 13	47.500 13
14	1168	Nathaniel Fonseca	South Coast	7.800 14	0.000 14	9.200 8	10.500 14	7.800 13	8.200 11T	43.500 14







2015 BlackJack

Team Results

Feb 20-22, 2015

Page: 1
Printed: 2/20/2015 4:20:23 PM

Men / 7 / All Ages
Session: 2-S

Rank	Gym	Team	Score						
1	5280 Gym	*	207.500	33.400 1	34.500 1	33.100 1	37.400 1	34.000 1	35.100 1
2	Hawaii	*	198.500	30.900 3	33.000 2	30.800 2	36.400 3	33.200 2	34.200 2
3	Scherbo's	*	189.700	29.200 4	31.300 3	29.600 3	36.500 2	32.800 3	30.300 4
4	AirTime	*	183.300	31.400 2	30.000 5	27.400 7T	34.600 11	29.100 6	30.800 3
5	Internt'l-CA	*	180.200	27.600 6	29.800 6	27.600 6	35.800 4	29.300 5	30.100 6
6	Gold Cup	*	176.600	28.500 5	30.600 4	29.200 4	35.200 8T	27.000 8	26.100 11
7	South Coast	*	176.300	25.800 9	27.100 8	29.000 5	35.400 7	30.300 4	28.700 8
8	Waller's	*	174.700	27.300 7	29.200 7	27.400 7T	35.500 5T	27.900 7	27.400 9
9	Pacific Coast	*	171.100	25.500 10	26.700 10	27.400 7T	35.500 5T	26.300 9	29.700 7
10	Victory-CA	*	169.200	26.400 8	26.800 9	26.900 10	34.700 10	24.200 11	30.200 5
11	TAGS	*	154.200	19.600 12	24.900 11	23.400 11	35.200 8T	24.900 10	26.200 10