

2015 Men's National Qualifier

Meet Results







Jul 18-19, 2015

Page: 1
Printed: 7/19/2015 9:39:55 AM

Men / SR

Session: All







Judge's Signatures

Rank	Num	Name	Gym							AA
1	41	* Danell Leyva	Team Hilton Hhonors	Diff: 6.600	6.400	6.000	5.200	7.200	7.300	
				Exec: 8.800	7.650	8.100	9.650	8.900	8.150	
				ND: _____	_____	_____	_____	_____	_____	
				Final: 15.400	14.050	14.100	14.850	16.100	15.450	89.950
				Place: 1T	11T	20	9T	1	1	1
2	16	Chris Brooks	Team Hilton Hhonors	Diff: 6.000	6.300	6.100	5.600	6.800	6.800	
				Exec: 8.500	6.900	9.100	9.750	8.900	8.600	
				ND: -0.100	_____	_____	_____	_____	_____	
				Final: 14.400	13.200	15.200	15.350	15.700	15.400	89.250
				Place: 11T	27	5	2	2	2	2
3	86	* Brandon Wynn	Team Hilton Hhonors	Diff: 6.000	5.200	7.100	5.600	6.600	6.000	
				Exec: 8.700	8.300	9.150	9.250	7.350	8.700	
				ND: _____	_____	_____	_____	_____	_____	
				Final: 14.700	13.500	16.250	14.850	13.950	14.700	87.950
				Place: 8T	17*	1	9T	19T	5T	3
4	49	Sean Melton	Ohio State	Diff: 5.900	6.500	6.300	6.000	6.700	5.600	
				Exec: 8.900	7.500	8.250	8.350	8.950	9.100	
				ND: _____	_____	_____	-0.300	_____	_____	
				Final: 14.800	14.000	14.550	14.050	15.650	14.700	87.750
				Place: 7	15	14T	31	3	5T	4
5	11	Jonathan Horton	Team Hilton Hhonors	Diff: 6.300	4.900	6.500	5.600	6.400	5.700	
				Exec: 8.550	8.350	9.300	9.300	8.600	7.900	
				ND: _____	_____	_____	_____	_____	_____	
				Final: 14.850	13.250	15.800	14.900	15.000	13.600	87.400
				Place: 6	21*	3	7T	4	19*	5
6	83	Colin Van Wicklen	Univ Oklahoma	Diff: 6.400	4.700	5.200	5.600	5.700	5.700	
				Exec: 9.000	8.550	9.000	9.600	8.400	9.250	
				ND: _____	_____	_____	_____	_____	_____	
				Final: 15.400	13.250	14.200	15.200	14.100	14.950	87.100
				Place: 1T	21T	18T	3	14T	4	6
7	78	Eddie Penev	Team Hilton Hhonors	Diff: 5.700	6.000	5.400	5.900	5.900	6.300	
				Exec: 8.650	8.400	8.550	9.650	8.800	7.100	
				ND: _____	_____	_____	_____	_____	_____	
				Final: 14.350	14.400	13.950	15.550	14.700	13.400	86.350
				Place: 14T	5	21	1	5*	23	7
8	64	* CJ Maestas	U.S.O.T.C.	Diff: 6.200	6.000	6.600	5.600	6.100	6.000	
				Exec: 8.900	8.350	8.800	7.950	7.950	8.300	
				ND: _____	_____	_____	-0.500	_____	_____	
				Final: 15.100	14.350	15.400	13.050	14.050	14.300	86.250
				Place: 3T	6	4	43	16T	9T	8
9	26	Hunter Justus	Univ Oklahoma	Diff: 6.000	5.200	5.900	5.200	5.900	5.100	
				Exec: 8.450	8.750	9.050	9.200	8.550	8.900	
				ND: -0.100	_____	_____	_____	_____	_____	
				Final: 14.350	13.950	14.950	14.400	14.450	14.000	86.100
				Place: 14T	16	7	20*	8T	13	9
10	18	Robert Neff	Stanford	Diff: 5.900	5.200	5.100	5.200	5.600	5.800	
				Exec: 8.500	8.300	8.700	9.200	8.850	9.200	
				ND: _____	_____	_____	-0.100	_____	_____	
				Final: 14.400	13.500	13.800	14.300	14.450	15.000	85.450
				Place: 11T	17*	22	23	8T	3	10

2015 Men's National Qualifier

Meet Results







Jul 18-19, 2015

Rank	Num	Name	Gym							AA
11	8	Jack Boyle	Univ Iowa	Diff: 5.800	5.200	6.200	5.200	5.700	6.200	
				Exec: 7.950	8.150	8.400	9.300	8.450	8.300	
				ND: _____	_____	_____	_____	_____	_____	
				Final: 13.750	13.350	14.600	14.500	14.150	14.500	84.850
				Place: 26T	19	13	19	12T	7	11
12	2	Joshua Dixon	U.S.O.T.C.	Diff: 6.400	5.700	5.400	5.800	5.600	5.900	
				Exec: 8.800	7.550	7.750	9.250	8.200	7.850	
				ND: -0.100	_____	_____	-0.100	_____	_____	
				Final: 15.100	13.250	13.150	14.950	13.800	13.750	84.000
				Place: 3T	21T	25T	6	24T	15T	12
13	10	Dmitri Belanovski	Univ Michigan	Diff: 5.600	5.700	5.500	5.200	5.800	5.800	
				Exec: 8.550	6.750	9.250	9.050	8.250	8.500	
				ND: _____	_____	_____	_____	_____	_____	
				Final: 14.150	12.450	14.750	14.250	14.050	14.300	83.950
				Place: 20T	32	9T	24*	16T	9T	13
14	36	Jake Martin	Ohio State	Diff: 5.900	5.900	5.500	5.600	5.700	6.000	
				Exec: 8.550	8.150	8.700	9.400	7.800	6.650	
				ND: _____	_____	_____	-0.300	_____	_____	
				Final: 14.450	14.050	14.200	14.700	13.500	12.650	83.550
				Place: 10	11T	18T	14T	31T	31	14
15	115	Kanji Oyama	Univ Oklahoma	Diff: 6.000	5.700	6.000	5.200	4.900	4.900	
				Exec: 8.350	8.400	8.700	8.400	8.150	9.050	
				ND: -0.300	_____	_____	_____	_____	_____	
				Final: 14.050	14.100	14.700	13.600	13.050	13.950	83.450
				Place: 23	8T	12	37	37	14	15
16	70	Drew Moling	Ohio State	Diff: 5.300	5.400	6.300	5.600	5.700	5.800	
				Exec: 8.550	7.850	8.450	7.950	8.150	7.350	
				ND: _____	_____	_____	-0.100	_____	_____	
				Final: 13.850	13.250	14.750	13.450	13.850	13.150	82.300
				Place: 25	21*	9T	38	22T	25T	16
17	118	Dominic DiFulvio	Penn State	Diff: 6.200	4.900	5.700	5.200	5.500	4.800	
				Exec: 8.500	7.950	7.100	9.350	8.500	8.150	
				ND: _____	_____	_____	_____	_____	_____	
				Final: 14.700	12.850	12.800	14.550	14.000	12.950	81.850
				Place: 8T	30	29	17*	18	27T	17
18	63	Drew Burton	Stanford	Diff: 5.600	4.700	4.700	4.800	5.200	5.000	
				Exec: 8.150	7.200	8.250	9.300	8.200	8.650	
				ND: _____	_____	_____	_____	_____	_____	
				Final: 13.750	11.900	12.950	14.100	13.400	13.650	79.750
				Place: 26T	34	28	29T	33	17T	18
19	25	Michael Burns	Hocking Valley	Diff: 4.800	5.400	5.600	5.200	5.600	5.700	
				Exec: 8.500	6.850	7.750	9.100	8.250	7.000	
				ND: -0.100	_____	_____	-0.100	_____	_____	
				Final: 13.200	12.250	13.350	14.200	13.850	12.700	79.550
				Place: 33	33	24	26	22T	30	19
20	71	Jason Gaides	Aerial	Diff: 5.600	5.500	5.300	5.200	4.900	3.700	
				Exec: 8.100	8.600	7.850	9.050	7.150	8.400	
				ND: -0.200	_____	_____	-0.100	_____	_____	
				Final: 13.500	14.100	13.150	14.150	12.050	12.100	79.050
				Place: 30	8T	25T	27T	41T	34	20

2015 Men's National Qualifier

Meet Results







Jul 18-19, 2015

Rank	Num	Name	Gym							AA
21	114	Dylan Ellsworth	Univ Iowa	Diff: 5.100	4.500	4.800	5.600	5.200	4.400	
				Exec: 8.800	7.300	8.650	7.800	8.300	8.400	
				ND: _____	_____	_____	_____	_____	_____	
				Final: 13.900	11.800	13.450	13.400	13.500	12.800	78.850
				Place: 24	35	23	39	31T	29	21
22	89	Douglass Johnson	SC United	Diff: 4.900	3.100	5.300	5.200	5.700	4.700	
				Exec: 8.700	7.900	7.150	8.950	8.200	8.550	
				ND: _____	_____	_____	_____	_____	_____	
				Final: 13.600	11.000	12.450	14.150	13.900	13.250	78.350
				Place: 28	39	33	27T	21	24	22
23	52	Allan Malone	Victory	Diff: 5.300	4.400	4.700	4.400	4.400	4.400	
				Exec: 7.500	6.400	7.000	9.350	6.600	7.450	
				ND: _____	_____	_____	_____	_____	_____	
				Final: 12.800	10.800	11.700	13.750	11.000	11.850	71.900
				Place: 38	40	38	35	45*	37	23
24	47	Ellis Mannon	Univ Minnesota	Diff: 5.300	6.000	0.000	5.200	5.600	5.000	
				Exec: 7.950	8.900	0.000	9.550	8.150	8.150	
				ND: _____	_____	_____	_____	_____	_____	
				Final: 13.250	14.900	0.000	14.750	13.750	13.150	69.800
				Place: 32	1T	40*	13	26*	25T	24
25	111	Tristan Duran	Univ Minnesota	Diff: 5.900	5.400	0.000	5.200	5.800	5.300	
				Exec: 8.200	7.850	0.000	8.900	7.800	7.650	
				ND: _____	_____	_____	_____	_____	_____	
				Final: 14.100	13.250	0.000	14.100	13.600	12.950	68.000
				Place: 22	21*	40*	29T	29T	27T	25
26	57	Seth Delbridge	Ohio State	Diff: 5.600	4.800	0.000	5.200	5.800	5.700	
				Exec: 7.350	6.850	0.000	9.400	7.300	8.350	
				ND: _____	_____	_____	_____	_____	_____	
				Final: 12.950	11.650	0.000	14.600	13.100	14.050	66.350
				Place: 35	36	40*	16	36	12	26
27	76	Brett Valin	Aerial	Diff: 4.500	0.000	5.000	5.600	5.300	5.000	
				Exec: 6.950	0.000	7.700	8.400	7.450	6.100	
				ND: -0.300	_____	_____	-0.100	_____	_____	
				Final: 11.150	0.000	12.700	13.900	12.750	11.100	61.600
				Place: 45	43*	30T	32	40	39	27
28	7	* Matt Felleman	Penn State	Diff: 0.000	5.500	0.000	5.200	5.400	6.100	
				Exec: 0.000	8.700	0.000	9.700	8.700	8.250	
				ND: _____	_____	_____	_____	_____	_____	
				Final: 0.000	14.200	0.000	14.900	14.100	14.350	57.550
				Place: 46*	7	40*	7T	14T	8	28
29	123	Leroy Clarke, Jr.	Penn State	Diff: 0.000	5.700	5.900	0.000	5.800	5.300	
				Exec: 0.000	8.350	8.550	0.000	8.700	8.150	
				ND: _____	_____	_____	_____	_____	_____	
				Final: 0.000	14.050	14.450	0.000	14.500	13.450	56.450
				Place: 46*	11T	16	44*	7	22	29
30	112	Andrew Botto	Univ Iowa	Diff: 5.500	0.000	6.000	5.600	5.300	0.000	
				Exec: 7.650	0.000	8.750	9.500	7.600	0.000	
				ND: _____	_____	_____	_____	_____	_____	
				Final: 13.150	0.000	14.750	15.100	12.900	0.000	55.900
				Place: 34	43*	9T	4*	38T	41*	30

2015 Men's National Qualifier

Meet Results







Jul 18-19, 2015

Rank	Num	Name	Gym							AA
31	54	Tristan Duverglas	Penn State	Diff: 5.600	0.000	6.100	5.600	5.500	0.000	
				Exec: 7.300	0.000	8.250	9.200	8.100	0.000	
				ND: _____	_____	_____	_____	_____	_____	
				Final: 12.900	0.000	14.350	14.800	13.600	0.000	55.650
				Place: 36	43*	17	11*	29T	41*	31
32	116	Jalon Stephens	Univ Minnesota	Diff: 5.800	0.000	0.000	5.200	4.900	5.700	
				Exec: 7.750	0.000	0.000	9.050	8.800	7.900	
				ND: _____	_____	_____	_____	_____	_____	
				Final: 13.550	0.000	0.000	14.250	13.700	13.600	55.100
				Place: 29	43*	40*	24*	28	19*	32
33	110	Christopher Stephenson	Univ Nebraska	Diff: 6.000	5.100	0.000	0.000	5.400	5.200	
				Exec: 8.300	6.500	0.000	0.000	7.850	8.550	
				ND: -0.100	_____	_____	_____	_____	_____	
				Final: 14.200	11.600	0.000	0.000	13.250	13.750	52.800
				Place: 18T	37	40*	44*	34	15T	33
34	53	Sean Johnston	St. Charles	Diff: 5.700	4.800	0.000	5.600	4.400	0.000	
				Exec: 8.700	8.100	0.000	8.050	6.600	0.000	
				ND: -0.100	_____	_____	-0.300	_____	_____	
				Final: 14.300	12.900	0.000	13.350	11.000	0.000	51.550
				Place: 16	29	40*	40*	45*	41*	34
35	60	Andrew Zymball	Univ Nebraska	Diff: 4.800	0.000	4.100	4.400	4.700	0.000	
				Exec: 8.050	0.000	7.850	9.250	8.500	0.000	
				ND: -0.300	_____	_____	_____	_____	_____	
				Final: 12.550	0.000	11.950	13.650	13.200	0.000	51.350
				Place: 40	43*	37	36	35	41*	35
36	79	Matthew Wagner	Hayden's	Diff: 4.300	4.900	4.800	0.000	4.500	0.000	
				Exec: 8.850	7.750	7.400	0.000	7.550	0.000	
				ND: -0.300	_____	_____	_____	_____	_____	
				Final: 12.850	12.650	12.200	0.000	12.050	0.000	49.750
				Place: 37	31	36	44*	41T	41*	36
37	120	Adam Al-Rokh	Hocking Valley	Diff: 0.000	5.700	5.500	0.000	5.200	4.500	
				Exec: 0.000	7.450	6.800	0.000	7.700	6.800	
				ND: _____	_____	_____	_____	_____	_____	
				Final: 0.000	13.150	12.300	0.000	12.900	11.300	49.650
				Place: 46*	28	34	44*	38T	38	37
38	87	Tyler Schaal	Universal	Diff: 5.300	4.700	5.900	5.600	0.000	0.000	
				Exec: 6.150	4.900	6.350	9.200	0.000	0.000	
				ND: _____	_____	_____	_____	_____	_____	
				Final: 11.450	9.600	12.250	14.800	0.000	0.000	48.100
				Place: 44	42	35	11*	48*	41*	38
39	82	Steven Lacombe	UC Berkeley	Diff: 6.200	0.000	6.800	5.600	0.000	0.000	
				Exec: 8.500	0.000	9.100	9.100	0.000	0.000	
				ND: -0.300	_____	_____	_____	_____	_____	
				Final: 14.400	0.000	15.900	14.700	0.000	0.000	45.000
				Place: 11T	43*	2	14T	48*	41*	39
40	91	Hub Humphrey	Univ Michigan	Diff: 6.000	0.000	5.700	4.400	0.000	0.000	
				Exec: 9.050	0.000	8.850	9.450	0.000	0.000	
				ND: _____	_____	_____	_____	_____	_____	
				Final: 15.050	0.000	14.550	13.850	0.000	0.000	43.450
				Place: 5	43*	14T	33*	48*	41*	40

2015 Men's National Qualifier

Meet Results







Jul 18-19, 2015

Rank	Num	Name	Gym	Diff:							AA
41	17	Nick Hunter	Univ Michigan	0.000	5.800	0.000	0.000	6.200	5.600		
				Exec: 0.000	8.700	0.000	0.000	7.750	8.500		
				ND:							
				Final: 0.000	14.500	0.000	0.000	13.950	14.100	42.550	
				Place: 46*	4	40*	44*	19T	11	41	
42	80	Jake Dastrup	Ohio State	0.000	6.100	0.000	5.200	4.800	0.000		
				Exec: 0.000	7.200	0.000	9.350	9.350	0.000		
				ND:							
				Final: 0.000	13.300	0.000	14.550	14.150	0.000	42.000	
				Place: 46*	20	40*	17*	12T	41*	42	
43	69	Austin Hodges	Univ Iowa	0.000	5.800	0.000	0.000	5.100	5.300		
				Exec: 0.000	8.250	0.000	0.000	9.150	8.350		
				ND:							
				Final: 0.000	14.050	0.000	0.000	14.250	13.650	41.950	
				Place: 46*	11T	40*	44*	11	17T	43	
44T	51	Zack Mollett	Arizona State	5.400	4.900	0.000	0.000	4.700	0.000		
				Exec: 8.800	8.350	0.000	0.000	9.100	0.000		
				ND:							
				Final: 14.200	13.250	0.000	0.000	13.800	0.000	41.250	
				Place: 18T	21*	40*	44*	24T	41*	44T	
44T	119	Samuel Chamberlain	Univ Nebraska	5.800	0.000	0.000	5.600	5.600	0.000		
				Exec: 8.350	0.000	0.000	8.050	8.150	0.000		
				ND:			-0.300				
				Final: 14.150	0.000	0.000	13.350	13.750	0.000	41.250	
				Place: 20T	43*	40*	40*	26*	41*	44T	
44T	113	Michael Deitz	William & Mary	5.400	0.000	0.000	4.800	0.000	5.200		
				Exec: 8.000	0.000	0.000	9.550	0.000	8.300		
				ND:							
				Final: 13.400	0.000	0.000	14.350	0.000	13.500	41.250	
				Place: 31	43*	40*	22	48*	21	44T	
47	124	Thomas Hanson	Arizona State	5.700	0.000	0.000	5.200	0.000	4.900		
				Exec: 8.550	0.000	0.000	9.200	0.000	7.150		
				ND:							
				Final: 14.250	0.000	0.000	14.400	0.000	12.050	40.700	
				Place: 17	43*	40*	20*	48*	35T	47	
48	61	Danny Berardini	Univ Oklahoma	0.000	0.000	5.300	0.000	5.900	3.400		
				Exec: 0.000	0.000	9.550	0.000	8.800	7.500		
				ND:							
				Final: 0.000	0.000	14.850	0.000	14.700	10.900	40.450	
				Place: 46*	43*	8	44*	5*	40	48	
49	97	Tyler Harriman	Universal	5.200	0.000	0.000	4.400	0.000	3.900		
				Exec: 6.750	0.000	0.000	9.450	0.000	8.300		
				ND:							
				Final: 11.950	0.000	0.000	13.850	0.000	12.200	38.000	
				Place: 42	43*	40*	33*	48*	33	49	
50	73	Bryan de Los Santos	SC United	5.100	0.000	4.700	0.000	4.700	0.000		
				Exec: 7.150	0.000	8.000	0.000	6.700	0.000		
				ND:							
				Final: 12.250	0.000	12.700	0.000	11.400	0.000	36.350	
				Place: 41	43*	30T	44*	43T	41*	50	

2015 Men's National Qualifier

Meet Results

Jul 18-19, 2015

Rank	Num	Name	Gym							AA
51	46	Logan Linde	USA Youth	Diff: 5.200	0.000	0.000	4.800	5.100	0.000	
				Exec: 6.400	0.000	0.000	8.600	6.300	0.000	
				ND: _____	_____	_____	-0.100	_____	_____	
				Final: 11.600	0.000	0.000	13.300	11.400	0.000	36.300
				Place: 43	43*	40*	42	43T	41*	51
52	95	Joel Kovacs	Lake Murray	Diff: 0.000	3.300	4.400	0.000	3.000	0.000	
				Exec: 0.000	6.400	6.250	0.000	6.900	0.000	
				ND: _____	_____	_____	_____	_____	_____	
				Final: 0.000	9.700	10.650	0.000	9.900	0.000	30.250
				Place: 46*	41	39	44*	47	41*	52
53	117	Michael Reid	Univ Oklahoma	Diff: 0.000	6.500	0.000	0.000	6.000	0.000	
				Exec: 0.000	8.200	0.000	0.000	8.350	0.000	
				ND: _____	_____	_____	_____	_____	_____	
				Final: 0.000	14.700	0.000	0.000	14.350	0.000	29.050
				Place: 46*	3	40*	44*	10	41*	53
54	58	Michael Wilner	Gym Spot	Diff: 5.400	0.000	6.500	0.000	0.000	0.000	
				Exec: 7.300	0.000	8.650	0.000	0.000	0.000	
				ND: _____	_____	_____	_____	_____	_____	
				Final: 12.700	0.000	15.150	0.000	0.000	0.000	27.850
				Place: 39	43*	6	44*	48*	41*	54
55	121	Nolan Novak	Univ Michigan	Diff: 0.000	6.100	0.000	0.000	0.000	5.000	
				Exec: 0.000	8.800	0.000	0.000	0.000	7.050	
				ND: _____	_____	_____	_____	_____	_____	
				Final: 0.000	14.900	0.000	0.000	0.000	12.050	26.950
				Place: 46*	1T	40*	44*	48*	35T	55
56	14	* Trevor Howard	Penn State	Diff: 0.000	4.900	0.000	5.600	0.000	0.000	
				Exec: 0.000	6.150	0.000	9.500	0.000	0.000	
				ND: _____	_____	_____	_____	_____	_____	
				Final: 0.000	11.050	0.000	15.100	0.000	0.000	26.150
				Place: 46*	38	40*	4*	48*	41*	56
57	90	Kevin Kichik	SC United	Diff: 0.000	0.000	4.600	0.000	0.000	4.600	
				Exec: 0.000	0.000	8.100	0.000	0.000	7.750	
				ND: _____	_____	_____	_____	_____	_____	
				Final: 0.000	0.000	12.700	0.000	0.000	12.350	25.050
				Place: 46*	43*	30T	44*	48*	32	57
58	125	Douglas Sullivan	Univ Iowa	Diff: 0.000	6.600	0.000	0.000	0.000	0.000	
				Exec: 0.000	7.500	0.000	0.000	0.000	0.000	
				ND: _____	_____	_____	_____	_____	_____	
				Final: 0.000	14.100	0.000	0.000	0.000	0.000	14.100
				Place: 46*	8T	40*	44*	48*	41*	58
59	48	Landon Fischer	Arizona State	Diff: 0.000	0.000	5.300	0.000	0.000	0.000	
				Exec: 0.000	0.000	7.750	0.000	0.000	0.000	
				ND: _____	_____	_____	_____	_____	_____	
				Final: 0.000	0.000	13.050	0.000	0.000	0.000	13.050
				Place: 46*	43*	27	44*	48*	41*	59