









TEAM RESULTS
JUNIORS TEAM COMPETITION AND QUALIFICATIONS FOR CII & CIII

WED 9 MAY 2012 - 18:10

Rank	Bib	NOC Name					Total	Ind. Rank
1 RUS - Russia								
	380	SHELGUNOVA E	13.200	14.333	13.766	13.866	55.165	(3)
	381	KHARENKOVA M	14.100	13.566	14.100	14.366	56.132	(1)
	382	TIPAEVA Y	14.066	14.300		13.500	41.866	
	383	BATURINA E	12.666		12.200	13.466	38.332	
	384	KUZMINA V		14.333	13.400		27.733	
		Total	41.366 (1)	<u>42.966</u> (1)	41.266 (2)	41.732 (1)	167.330	
2 ITA - Italy								
	360	MENEGHINI E	13.800	13.700	14.100	13.833	55.433	(2)
	361	MARIANI E	13.766	13.433	13.100	13.900	54.199	(6)
	362	MORI L	13.633		12.566	13.833	40.032	
	363	UGRIN T	13.600	13.300	13.633	13.533	54.066	(8)
	364	LEOLINI A		12.608			12.608	
		Total	41.199 (2)	<u>40.433</u> (3)	40.833 (3)	41.566 (2)	164.031	
3 ROU - Romania								
	375	MUNTEANU AE	13.666	13.033	14.300	13.666	54.665	(4)
	376	TUDORACHE C		12.666	13.200		25.866	
	377	STANILA A	13.966	11.900	13.533	12.566	51.965	(14)
	378	ARIBASOIU M	12.500	12.208	13.500	13.266	51.474	(21)
	379	ZARZU S	13.333			13.900	27.233	
		Total	40.965 (3)	37.907 (10)	41.333 (1)	40.832 (3)	161.037	
4 GBR - Great Britain								
	335	JUPP G	13.666	12.700	14.283	13.433	54.082	(7)
	336	FELLOWS C	13.300	13.433	12.233	13.333	52.299	(13)
	337	ROMAEO A	13.133	13.333	13.333	13.133	52.932	(11)
	338	HOCKENHULL G			12.408	11.500	23.908	
	339	THEAKER R	13.533	12.933			26.466	
		Total	40.499 (6)	39.699 (5)	40.024 (4)	<u>39.899</u> (4)	160.121	
5 GER - Germany								
	340	EHRET A	13.333	13.233	12.300	12.733	51.599	(18)
	341	GRIESSER L		11.400	12.033	13.033	36.466	
	342	SCHAEFER P	13.800		12.700		26.500	
	343	SCHEDER S	13.433	14.441	13.433	12.933	54.240	(5)
	344	STER N	12.566	12.500		12.633	37.699	
		Total	40.566 (5)	40.174 (4)	<u>38.433</u> (9)	38.699 (8)	157.872	





TEAM RESULTS
JUNIORS TEAM COMPETITION AND QUALIFICATIONS FOR CII & CIII

WED 9 MAY 2012 - 18:10

Rank	Bib	NOC Name					Total	Ind. Rank
6 NED - Netherlands								
	365	NETTEB C	14.266	12.633	12.533	13.033	52.465	(12)
	366	SLINGERLAND D	12.866		12.966	12.766	38.598	
	367	OVERBEEK S	12.866	13.066		12.100	38.032	
	368	THORSDOTTIR E	13.700	12.833	13.566	13.133	53.232	(9)
	369	van DEENE S		11.900	11.133		23.033	
		Total	40.832 (4)	38.532 (7)	39.065 (5)	38.932 (6)	157.361	
7 FRA - France								
	330	CHAMBELLANT C	12.800	13.033	11.833	12.633	50.299	(26)
	331	MARTIN C		13.100	12.866	13.000	38.966	
	332	PIKUL V	13.366	12.666	12.066	12.866	50.964	(23)
	333	PLESSIS M	12.333		13.766		26.099	
	334	VANHILLE L	13.133	13.266		13.200	39.599	
		Total	39.299 (12)	39.399 (6)	38.698 (6)	39.066 (5)	156.462	
8 UKR - Ukraine								
	395	VASYLIEVA O	13.266	13.900	12.000	11.166	50.332	(25)
	396	MATVEYEVA D	13.466	13.533	13.033	11.466	51.498	(20)
	397	KLOPTSOVA D		13.233	12.366	12.800	38.399	
	398	ILNYTSKA A	12.966		13.266		26.232	
	399	FEDOROVA Y	13.166	12.516		12.900	38.582	
		Total	39.898 (8)	40.666 (2)	38.665 (7)	37.166 (10)	156.395	
9 SWE - Sweden								
	390	AYAN E	12.666	11.966	11.866	11.508	48.006	(38)
	391	LARSSON E	13.666	12.400	13.100	12.500	51.666	(17)
	392	SINGMUANG K		12.700		12.025	24.725	
	393	ESTBERG L.	12.633	12.800	12.341	12.300	50.074	(28)
	394	RUMBUTIS J			13.066		13.066	
		Total	38.965 (13)	37.900 (11)	38.507 (8)	36.825 (12)	152.197	
10 HUN - Hungary								
	350	MAKRA N	13.783	13.133	13.133	12.966	53.015	(10)
	351	EKE B	12.800	12.300	11.633	11.933	48.666	(35)
	352	TOTH B	12.933		11.766		24.699	
	353	KAJOUK A	12.500	12.733	12.200	12.100	49.533	(31)
	354	KARSAI N		11.566		11.300	22.866	
		Total	39.516 (10)	38.166 (8)	37.099 (12)	36.999 (11)	151.780	





TEAM RESULTS
JUNIORS TEAM COMPETITION AND QUALIFICATIONS FOR CII & CIII

WED 9 MAY 2012 - 18:10

Rank	Bib	NOC Name					Total	Ind. Rank
11 ESP - Spain								
	320	POPA NEDELCO R	13.600	11.966	13.066	13.066	51.698	(16)
	321	COLOM MARTIN C	12.533	10.775	11.133	12.333	46.774	(42)
	322	SANCHEZ MARTINEZ C		12.933			12.933	
	323	GAMELL VILLA L	12.600	11.833	12.500	12.833	49.766	(29)
	324	ROS VAQUER N	13.200		11.333	12.825	37.358	
		Total	39.400 (11)	36.732 (14)	36.899 (13)	<u>38.724</u> (7)	151.755	
12 BEL - Belgium								
	305	de HERDT J		12.433	12.600	11.800	36.833	
	306	HOCQUET H	12.500				12.500	
	307	FRANSOLET B	13.766	12.833	12.966	12.033	51.598	(19)
	308	WAEM L	12.800	11.900	12.100	12.750	49.550	(30)
	309	RABAUT E	13.700	11.966	11.166	10.666	47.498	(40)
		Total	<u>40.266</u> (7)	37.232 (13)	37.666 (11)	36.583 (13)	151.747	
13 SUI - Switzerland								
	385	KAESLIN I	13.033	12.966	13.233	12.633	51.865	(15)
	386	SCHULTE L	13.400	12.466	11.191	12.466	49.523	(32)
	387	HITZ N	13.100	12.533	10.966	12.000	48.599	(36)
	388	SCHREIBER E			11.800	12.133	23.933	
	389	GIUSSANI C	12.400	11.966			24.366	
		Total	<u>39.533</u> (9)	37.965 (9)	36.224 (14)	37.232 (9)	150.954	
14 BLR - Belarus								
	310	FIADUTSIK K	12.900	12.333	13.166	12.433	50.832	(24)
	311	KHRAMIANKOVA Y			12.366	11.433	23.799	
	312	HRYHORYEVA D	13.133	13.533	12.200	11.233	50.099	(27)
	313	KAZIMIRSKAYA H	12.566	10.783	11.500	12.000	46.849	(41)
	314	BURMISTRAVA A	12.433	11.600			24.033	
		Total	38.599 (14)	37.466 (12)	<u>37.732</u> (10)	35.866 (14)	149.663	
15 CRO - Croatia								
	315	DEREK A	13.666	10.733	11.833	12.958	49.190	(33)
	316	POSCIC A	12.000	10.333	10.766	11.433	44.532	(49)
	317	VALENTIC E	12.433	9.733	10.600	10.933	43.699	(50)
	318	KOLJANIN K	12.366	10.066	9.300	11.333	43.065	(54)
		Total	<u>38.465</u> (15)	31.132 (15)	33.199 (16)	35.724 (15)	138.520	

TEAM RESULTS
JUNIORS TEAM COMPETITION AND QUALIFICATIONS FOR CII & CIII

WED 9 MAY 2012 - 18:10

Rank	Bib	NOC Name					Total	Ind. Rank
16		FIN - Finland						
	325	JAKALA J	12.866			10.833	23.699	
	326	HAMALAINEN UP	12.633	10.391	10.800	11.366	45.190	(47)
	327	LAISI T	11.966	10.266	10.300	9.241	41.773	(59)
	328	VUOSJOKI V		7.933	11.966	11.000	30.899	
	329	MUILU A	12.633	9.866	10.933		33.432	
		Total	38.132 (16)	<u>30.523</u> (16)	33.699 (15)	33.199 (17)	135.553	
17		ISL - Iceland						
	355	JONSDOTTIR A	11.466	9.925	10.166		31.557	
	356	JOSEPSDOTTIR FH	11.433	10.525	10.500	11.066	43.524	(51)
	357	THRASTARDOTTIR K	12.166	9.566	10.266	8.783	40.781	(61)
	358	BERGTHORSDDOTTIR S	12.466	8.100	10.966	11.633	43.165	(53)
	359	GEORGSDDOTTIR G				11.166	11.166	
		Total	36.098 (19)	30.016 (17)	<u>31.732</u> (18)	33.865 (16)	131.711	
18		NOR - Norway						
	370	RONBECK K	12.600	8.766	10.566	10.700	42.632	(56)
	371	SKATTUN S	12.300	9.250	10.766	10.366	42.682	(55)
	372	OYMO BE			10.650	10.275	20.925	
	373	WORPVIK AB	12.333	8.700			21.033	
	374	NYGAARD D	12.566	8.741	10.633	10.600	42.540	(57)
		Total	37.499 (18)	<u>26.757</u> (18)	32.049 (17)	31.666 (18)	127.971	
19		LAT - Latvia						
	414	VINNICKA A	12.600	9.966	10.766	11.533	44.865	(48)
	415	GOSA S	11.800	7.566	7.866	7.833	35.065	(65)
	416	KORNIJANOVA S	13.100	6.233	9.866	8.866	38.065	(64)
		Total	<u>37.500</u> (17)	23.765 (19)	28.498 (20)	28.232 (19)	117.995	
20		LTU - Lithuania						
	417	ZITINEVICIUTE V	12.400	11.333	11.900	11.133	46.766	(43)
	418	ZUJEVA A	0.000	0.000	10.000	0.000	10.000	(66)
	419	OBRAZCOVA E	12.166	8.733	8.700	10.083	39.682	(62)
		Total	24.566 (20)	<u>20.066</u> (20)	30.600 (19)	21.216 (20)	96.448	

NOTES

Underlined totals indicate starting apparatus.
Italics indicate the low (discarded) score.

LEGEND

Ind. Individual Q Qualified for Team Final



Vault



Uneven Bars



Beam



Floor