






48th Artistic Gymnastics World Championships  
Doha (QAT), 25 October - 3 November 2018



Women's Individual Qualifications

SAT 27 OCT 2018

Intermediate Results Team + Mixed After Subdivision 4

Rank	Bib	NOC Name				Total	A-A Rank			
			 V1	 V2	 Avg					
<b>1 JPN - Japan</b>										
	645	HATAKEDA Hitomi	13.533		13.800	13.133	12.466	52.932	(4)	
	646	KAJITA Nagi	13.333		13.550	11.866	12.400	51.149	(10)	
	647	MURAKAMI Mai	14.433		13.666	13.433	14.100	55.632	(1)	
	648	SUGIHARA Aiko								
	649	TERAMOTO Asuka	14.433		13.400	13.133	12.500	53.466	(3)	
<b>Total</b>			<u>42.399</u> (1)		41.016 (2)	39.699 (2)	39.066 (2)	<b>162.180</b>		
<b>2 GER - Germany</b>										
	602	BUI Kim	13.500		14.066		13.133			
	603	GRIESSER Leah			13.400	13.033	11.733			
	605	SCHEDER Sophie	13.433		14.058	13.050				
	606	SEITZ Elisabeth	13.666		14.566	11.700	12.866	52.798	(6)	
	607	VOSS Sarah	14.000			13.133	12.000			
<b>Total</b>			41.166 (4)		<u>42.690</u> (1)	39.216 (3)	37.999 (5)	<b>161.071</b>		
<b>3 NED - Netherlands</b>										
	671	POLDERMAN Kirsten	13.366				11.766			
	672	van POL Vera	13.766		13.000	11.066	12.500	50.332	(16)	
	674	VISSER Naomi	13.300		13.433	12.966	13.133	52.832	(5)	
	675	VOLLEMAN Tisha	0.000		12.833	12.766	13.433	39.032	(56)	
	676	WEVERS Sanne			13.333	14.033				
<b>Total</b>			40.432 (8)		39.766 (4)	39.765 (1)	39.066 (2)	<b>159.029</b>		
<b>4 BEL - Belgium</b>										
	521	BRASSART Maellyse	13.566			11.266	12.833			
	522	DERIKS Senna	13.533		11.466					
	523	DERWAELE Nina	13.466		15.066	13.766	13.266	55.564	(2)	
	524	HERMANS Rune			13.000	11.866	12.533			
	525	KLINCKAERT Axelle	13.700		12.033	13.175	13.166	52.074	(8)	
<b>Total</b>			40.799 (6)		40.099 (3)	38.807 (4)	<u>39.265</u> (1)	<b>158.970</b>		
<b>5 KOR - Republic of Korea</b>										
	653	HAM Miju	13.300							
	654	KIM Jury	13.100		11.233	12.566	11.633	48.532	(29)	
	655	LEE Eun Ju			12.700	12.633	12.166			
	657	YEO Seojeong	14.566	14.400	14.483	11.908	12.600	12.966	52.040	(9)
	658	YUN Narae	13.366		12.366	11.533	12.100	49.365	(24)	
<b>Total</b>			41.232 (3)		<u>36.974</u> (9)	37.799 (5)	37.232 (7)	<b>153.237</b>		











48th Artistic Gymnastics World Championships  
Doha (QAT), 25 October - 3 November 2018



Women's Individual Qualifications

SAT 27 OCT 2018

Intermediate Results Team + Mixed After Subdivision 4

Rank	Bib	NOC Name							Total	A-A Rank
			V1	V2	Avg					
<b>6 AUS - Australia</b>										
	508	BROWN Georgia-Rose	13.466			13.400	11.133	12.366	50.365	(15)
	509	EADE Alexandra	13.500					12.900		
	510	NEDOV Emma				12.333	11.933			
	512	MODARO Erin	13.400			12.400	12.633	12.600	51.033	(11)
	513	WHITEHEAD Emily	12.666			12.900	11.566	12.533	49.665	(20)
		<b>Total</b>	40.366 (9)			38.700 (6)	36.132 (8)	38.033 (4)	<b>153.231</b>	
<b>7 PRK - Democratic People's Republic of Korea</b>										
	696	JON Jang Mi	13.300			13.566	11.800			
	697	KIM Won Yong				12.200	12.666	10.833		
	698	KIM Su Jong	14.233	13.133	13.683	12.666	11.500	11.533	49.932	(17)
	699	PYON Rye Yong	14.000	14.266	14.133	12.900	10.733	11.866	49.499	(22)
	700	RI Su Ryon	13.100					12.766		
		<b>Total</b>	41.533 (2)			39.132 (5)	35.966 (10)	36.165 (12)	<b>152.796</b>	
<b>8 HUN - Hungary</b>										
	618	BOECZOEGO Dorina	13.466			12.366	10.800	12.766	49.398	(23)
	619	PETER Sara	13.400					12.033		
	620	FEHER Nora	11.966			12.766	11.033	12.433	48.198	(32)
	621	KOVACS Zsofia	13.633			12.833	13.066	12.633	52.165	(7)
	622	MAKRA Noemi				12.266	12.000			
		<b>Total</b>	40.499 (7)			37.965 (8)	36.099 (9)	37.832 (6)	<b>152.395</b>	
<b>9 UKR - Ukraine</b>										
	750	FEDOROVA Yana	13.600			12.466	11.133	11.733	48.932	(27)
	751	OSIPOVA Valeriia	13.466			11.700	11.466	12.666	49.298	(25)
	752	RADIVILOVA Angelina	13.500			12.066	10.266	11.800	47.632	(34)
	754	TITARENKO Alona								
	755	VARINSKA Diana	13.966			10.533	13.300	12.666	50.465	(13)
		<b>Total</b>	41.066 (5)			36.232 (12)	35.899 (11)	37.132 (8)	<b>150.329</b>	
<b>10 POL - Poland</b>										
	688	JANIK Gabriela	13.233			12.766	11.866	12.000	49.865	(18)
	689	JURKOWSKA-KOWALSKA	13.400			11.841	12.366	12.000	49.607	(21)
	690	LOPUSZANSKA Wiktoria	12.600			11.666	10.100	11.466	45.832	(41)
	691	PIHAN-KULESZA Marta	11.500			11.633	13.100	12.833	49.066	(26)
		<b>Total</b>	39.233 (12)			36.273 (11)	37.332 (6)	36.833 (9)	<b>149.671</b>	









48th Artistic Gymnastics World Championships  
Doha (QAT), 25 October - 3 November 2018



Women's Individual Qualifications

SAT 27 OCT 2018

Intermediate Results Team + Mixed After Subdivision 4

Rank	Bib	NOC Name		V2	Avg				Total	A-A Rank
			V1	V2	Avg					
<b>11 ARG - Argentina</b>										
	503	DOMINICI Martina	13.466			13.033	12.166	12.333	50.998	(12)
	504	KLESA Camila				11.108				
	505	PISOS Agustina	13.066			8.066	11.433	12.066	44.631	(47)
	506	TARABINI Ayelen	13.100	12.833	12.966	12.133	13.133	10.500	48.866	(28)
	507	VAQUIE Mayra	13.366				11.666	12.033		
<b>Total</b>			39.932 (10)			36.274 (10)	36.965 (7)	36.432 (11)	<b>149.603</b>	
<b>12 AUT - Austria</b>										
	514	FRYSAK Bianca	12.500			11.266		11.900		
	515	HAEMMERLE Elisa				10.466	12.500			
	516	MADER Jasmin	13.200			12.100	10.400	11.766	47.466	(35)
	518	MEIXNER Christina	DNS			10.966	11.666	10.366	DNF	
	519	MOERZ Alissa	12.533				11.466	11.866		
<b>Total</b>			38.233 (14)			34.332 (15)	35.632 (12)	35.532 (13)	<b>143.729</b>	
<b>13 POR - Portugal</b>										
	692	DIAS Beatriz	11.766			11.100	10.900	12.000	45.766	(44)
	693	MARIANITO Mariana	12.666			10.266	9.966	12.200	45.098	(45)
	694	MARTINS Filipa	13.400			13.066	11.400	12.500	50.366	(14)
	695	PITREZ Mariana	12.500			11.100	10.466	11.700	45.766	(43)
<b>Total</b>			38.566 (13)			35.266 (13)	32.766 (14)	36.700 (10)	<b>143.298</b>	
<b>14 COL - Colombia</b>										
	552	ARDILA GARCIA Dayana	13.566			10.966	11.533	11.400	47.465	(36)
	553	ESCOBAR BETANCUR Ginna	12.966			12.233	9.933	12.000	47.132	(37)
	554	MESA Angelica	12.566					11.500		
	555	PARDO Valentina				11.900	11.366			
	556	VERA SANABRIA EM	12.866			10.900	10.566	DNS	DNF	
<b>Total</b>			39.398 (11)			35.099 (14)	33.465 (13)	34.900 (15)	<b>142.862</b>	
<b>15 BLR - Belarus</b>										
	527	LASTOUSKAYA Maryia	11.866			10.700	9.933	11.433	43.932	(49)
	528	NETSIAZHENKA A	11.800			11.266	8.100	11.533	42.699	(53)
	529	TRAUKOVA Hanna	12.933			12.100	11.133	12.066	48.232	(30)
<b>Total</b>			36.599 (16)			34.066 (16)	29.166 (17)	35.032 (14)	<b>134.863</b>	
<b>16 CRC - Costa Rica</b>										
	558	CASTANEDA Arianna	12.566			10.566	9.033	11.400	43.565	(51)
	559	MURILLO Mariangeles	11.933			8.500	10.300	11.533	42.266	(54)
	560	SALAS Heika del Sol	12.366			12.133	9.933	11.800	46.232	(38)
<b>Total</b>			36.865 (15)			31.199 (17)	29.266 (16)	34.733 (16)	<b>132.063</b>	










48th Artistic Gymnastics World Championships  
Doha (QAT), 25 October - 3 November 2018



Women's Individual Qualifications

SAT 27 OCT 2018

Intermediate Results Team + Mixed After Subdivision 4

Rank	Bib	NOC Name			Avg				Total	A-A Rank
			V1	V2						

INDIVIDUALS

<b>SWE - Sweden</b>										
737	CASTLES	Jessica	12.825		<u>12.000</u>	12.233	12.800		49.858	(19)
<b>AZE - Azerbaijan</b>										
520	NEKRASOVA	Marina	12.808	13.633	13.220	10.633	12.733	12.033	48.207	(31)
<b>LAT - Latvia</b>										
661	VIHROVA	Elina	<u>12.800</u>	12.633	12.716	11.900	11.166	11.800	47.666	(33)
<b>ALG - Algeria</b>										
501	MOUFFOK	Janna	12.566			11.233	<u>11.300</u>	10.966	46.065	(39)
<b>PHI - Philippines</b>										
687	BUNAGAN	Corinne Leanne	13.266			10.991	<u>9.500</u>	12.133	45.890	(40)
<b>SWE - Sweden</b>										
738	TORRES	Marcela	13.333		<u>11.533</u>	9.666	11.266		45.798	(42)
<b>JOR - Jordan</b>										
644	ALDAOUD	Ruba	<u>12.825</u>	12.233	12.529	11.408	9.833	10.816	44.882	(46)
<b>GUA - Guatemala</b>										
614	PALACIOS	Ana Irene	12.966			8.266	<u>10.766</u>	11.966	43.964	(48)
<b>LAT - Latvia</b>										
660	DUBOVA	Anastasija	<u>11.700</u>			10.900	9.866	11.166	43.632	(50)
<b>ISR - Israel</b>										
632	LAVY	Meitar	12.433			<u>10.366</u>	8.800	11.733	43.332	(52)
<b>UZB - Uzbekistan</b>										
763	TUROBOVA	Sabina	12.066			8.666	8.533	11.066	40.331	(55)
<b>ALG - Algeria</b>										
502	TEMMAMI	Chama	9.600			8.566	<u>10.533</u>	9.866	38.565	(57)
<b>ISR - Israel</b>										
633	NETZER	Ofir	13.233	13.033	13.133					
<b>LAT - Latvia</b>										
659	CIRCENE	Alina					9.233			
<b>QAT - Qatar</b>										
701	ELKEY	Jana	10.133				<u>8.800</u>	8.633		









48th Artistic Gymnastics World Championships  
Doha (QAT), 25 October - 3 November 2018



Women's Individual Qualifications

SAT 27 OCT 2018

Intermediate Results Team + Mixed After Subdivision 4

Rank	Bib	NOC Name	 V1	V2	Avg				Total	A-A Rank
<b>SWE - Sweden</b>										
	736	ADLERTEG	Jonna						<u>14.433</u>	
<b>SYR - Syrian Arab Republic</b>										
	739	ALKHAYAT	Areej						<u>10.525</u>	
<b>UZB - Uzbekistan</b>										
	762	CHUSOVITINA	Oksana	14.300	14.100	14.200			12.266	

**Note:**  
Underlined totals indicate starting apparatus.  
*Italics* indicate the low (discarded) score.

**Legend:**  
**A-A** All-Around    **Avg.** Average    **DNF** Did Not Finish    **DNS** Did Not Start    **Vx** Vault Number (x=1-2)

 Vault     Uneven Bars     Balance Beam     Floor Exercise

LONGINES Official Results Provider

