

London Organising Committee of the
Olympic Games and Paralympic Games Limited



Official results book
Gymnastics
Artistic
28 July – 7 August





Entry List by NOC
Liste des inscrits par CNO
As of MON 30 JUL 2012

NOC	Name	Bib	Date of Birth
ARG	- Argentina		
	PEREYRA Valeria	448	12 FEB 1996
AUS	- Australia		
	BONORA Georgia	301	19 MAY 1990
	BRENNAN Ashleigh	302	18 JAN 1991
	LITTLE Emily	303	29 MAR 1994
	MILLER Larrissa	304	12 JUL 1992
	MITCHELL Lauren	305	23 JUL 1991
AUT	- Austria		
	GASSER Barbara	449	30 AUG 1989
BEL	- Belgium		
	MYS Gaelle	429	16 NOV 1991
BLR	- Belarus		
	MARACHKOUSKAYA Nastassia	450	19 SEP 1990
BRA	- Brazil		
	de FREITAS Harumy Mariko	315	24 JUN 1995
	dos SANTOS Daiane	311	10 FEB 1983
	GONSER FRANCO Ethiene Cristina	312	27 APR 1992
	KUROIWA YAMAMOTO LEAL Bruna	313	24 APR 1993
	MATIAS HYPOLITO Daniele	314	8 SEP 1984
BUL	- Bulgaria		
	MILEVA Ralitsa	458	22 DEC 1993
CAN	- Canada		
	BLACK Elisabeth	321	8 SEP 1995
	MOORS Victoria	322	5 NOV 1996
	PEGG Dominique	323	8 JAN 1994
	ROGERS Brittany	324	8 JUN 1993
	VACULIK Kristina	325	9 JUL 1992
CHI	- Chile		
	CASTRO LAZO Simona	439	11 JAN 1989
CHN	- People's Republic of China		
	DENG Linlin	331	21 APR 1992
	HE Kexin	332	1 JAN 1992
	HUANG Qiushuang	333	28 MAY 1992
	SUI Lu	334	1 APR 1992
	YAO Jinnan	335	8 FEB 1995
COL	- Colombia		
	GIL ORTIZ Jessica	451	7 DEC 1990
CRO	- Croatia		
	ERCEG Tina	430	3 MAY 1988
CZE	- Czech Republic		
	PALESOVA Kristyna	421	22 FEB 1991



Entry List by NOC
Liste des inscrits par CNO
As of MON 30 JUL 2012

NOC	Name	Bib	Date of Birth
DOM	- Dominican Republic		
	PENA ABREU Yamilet	422	14 DEC 1992
EGY	- Egypt		
	ELZEINY Sherine Ahmed	438	23 FEB 1991
	MAHMOUD EL SAID MOHAMED Salma	440	1 OCT 1991
ESP	- Spain		
	IZURIETA Ana Maria	457	13 JAN 1993
FIN	- Finland		
	URVIKKO Annika	447	17 NOV 1990
FRA	- France		
	BOUMEJMAJEN Mira	341	6 JUN 1995
	DUFURNET Youna	342	19 OCT 1993
	KUHM Anne	343	17 DEC 1996
	MALAUSSENA Aurelie	344	17 OCT 1993
	SERSERI Sophia	345	1 DEC 1995
GBR	- Great Britain		
	CAIRNS Imogen	351	26 JAN 1989
	PINCHES Jennifer	352	25 MAY 1994
	TUNNEY Rebecca	353	26 OCT 1996
	TWEDDLE Elizabeth	354	1 APR 1985
	WHELAN Hannah	355	1 JUL 1992
GER	- Germany		
	BERGER Janine	361	21 APR 1996
	BUI Kim	362	20 JAN 1989
	CHUSOVITINA Oksana	363	19 JUN 1975
	JAROSCH Nadine	364	28 APR 1995
	SEITZ Elisabeth	365	4 NOV 1993
GRE	- Greece		
	MILLOUSI Vasiliki	446	4 MAY 1984
GUA	- Guatemala		
	GOMEZ PORRAS Ana Sofia	425	24 NOV 1995
HKG	- Hong Kong, China		
	WONG Hiu Ying Angel	423	11 MAY 1987
HUN	- Hungary		
	BOCZOGO Dorina	424	15 FEB 1992
ISR	- Israel		
	MAKSIUTA Valeriia	437	27 SEP 1987
ITA	- Italy		
	CAMPANA Giorgia	371	16 MAY 1995
	FASANA Erika	372	17 FEB 1996
	FERLITO Carlotta	373	15 FEB 1995
	FERRARI Vanessa	374	10 NOV 1990
	PREZIOSA Elisabetta	375	21 SEP 1993



Entry List by NOC
Liste des inscrits par CNO
As of MON 30 JUL 2012

NOC	Name	Bib	Date of Birth
JPN	- Japan		
	MINOBE Yu	381	23 FEB 1990
	SHINTAKE Yuko	382	20 APR 1991
	TANAKA Rie	383	11 JUN 1987
	TERAMOTO Asuka	384	19 NOV 1995
	TSURUMI Koko	385	28 SEP 1992
KAZ	- Kazakhstan		
	AZIMBAY Molder	426	2 DEC 1995
KOR	- Republic of Korea		
	HEO Seonmi	445	15 JAN 1995
LTU	- Lithuania		
	SVILPAITE Laura	456	7 JAN 1994
MEX	- Mexico		
	GARCIA RODRIGUEZ BLANCAS Elsa	427	8 FEB 1990
NED	- Netherlands		
	van GERNER Celine	441	1 DEC 1994
POL	- Poland		
	PIHAN-KULESZA Marta	431	23 JUL 1987
POR	- Portugal		
	MARQUES de LIMA Zoi Mafalda	436	7 OCT 1991
PUR	- Puerto Rico		
	QUINONES MORENO Lorena	432	29 JUL 1996
ROU	- Romania		
	BULIMAR Diana Laura	391	22 AUG 1995
	CHELARU Diana Maria	392	15 AUG 1993
	IORDACHE Larisa Andreea	393	19 JUN 1996
	IZBASA Sandra Raluca	394	18 JUN 1990
	PONOR Catalina	395	20 AUG 1987
RUS	- Russian Federation		
	AFANASEVA Kseniia	401	13 SEP 1991
	GRISHINA Anastasia	402	16 JAN 1996
	KOMOVA Victoria	403	30 JAN 1995
	MUSTAFINA Aliya	404	30 SEP 1994
	PASEKA Maria	405	19 JUL 1995
SIN	- Singapore		
	LIM Heem Wei	454	12 APR 1989
SLO	- Slovenia		
	GOLOB Sasa	442	17 AUG 1991
SUI	- Switzerland		
	STEINGRUBER Giulia	433	24 MAR 1994
SVK	- Slovakia		
	HOMOLOVA Maria	434	29 SEP 1987



Entry List by NOC
Liste des inscrits par CNO
As of MON 30 JUL 2012

NOC	Name	Bib	Date of Birth
SWE	- Sweden		
	ADLERTEG Jonna	444	6 JUN 1995
TUR	- Turkey		
	UCTAS Goksu	428	30 AUG 1990
UKR	- Ukraine		
	KONONENKO Nataliya	435	25 AUG 1994
USA	- United States of America		
	DOUGLAS Gabrielle	411	31 DEC 1995
	MARONEY Mc Kayla	412	9 DEC 1995
	RAISMAN Alexandra	413	25 MAY 1994
	ROSS Kyla	414	24 OCT 1996
	WIEBER Jordyn	415	12 JUL 1995
VEN	- Venezuela		
	LOPEZ Jessica	453	22 JAN 1986
VIE	- Vietnam		
	DO Thi Ngan Thuong	443	10 MAR 1989
	PHAN Thi Ha Thanh	455	16 OCT 1991

NOTES

All corrections until the qualifications are available in INFO

GALIULINA Luiza (UZB) provisionally suspended for adverse analytical finding.



Entry List by NOC
Liste des inscrits par CNO
As of THU 26 JUL 2012

NOC	Name	Bib	Date of Birth
ARG	- Argentina MOLINARI Federico	239	11 JAN 1984
ARM	- Armenia DAVTYAN Artur	238	8 AUG 1992
AUS	- Australia JEFFERIS Joshua	227	29 AUG 1985
AUT	- Austria LEIMLEHNER Fabian	252	17 SEP 1987
AZE	- Azerbaijan SHIKHALIYEV Shakir	240	19 NOV 1990
BAN	- Bangladesh CAESAR Quazi Syque	253	22 AUG 1990
BEL	- Belgium VERBAEYS Jimmy	254	26 AUG 1993
BLR	- Belarus KASPIAROVICH Dzmitry	228	15 OCT 1977
BRA	- Brazil HYPOLITO Diego NABARRETE ZANETTI Arthur SASAKI JUNIOR Sergio	249 250 251	19 JUN 1986 16 APR 1990 31 MAR 1992
BUL	- Bulgaria IOVTCHEV Iordan	229	24 FEB 1973
CAN	- Canada GAFUIK Nathan	255	12 JUN 1985
CHI	- Chile GONZALEZ SEPULVEDA Enrique Tomas	248	22 NOV 1985
CHN	- People's Republic of China CHEN Yibing FENG Zhe GUO Weiyang ZHANG Chenglong ZOU Kai	101 102 103 104 105	19 DEC 1984 19 NOV 1987 1 FEB 1988 12 MAY 1989 25 FEB 1988
COL	- Colombia GIRALDO LOPEZ Jorge Hugo	256	5 SEP 1979
CRO	- Croatia UDE Filip	241	3 JUN 1986
CZE	- Czech Republic KONECNY Martin	242	6 AUG 1984
EGY	- Egypt ELSAHARTY Mohamed Sherif	237	26 JUL 1990



Entry List by NOC
Liste des inscrits par CNO
As of THU 26 JUL 2012

NOC	Name	Bib	Date of Birth
ESP	- Spain		
	BOTELLA PEREZ Isaac	111	12 JUN 1984
	GOMEZ FUERTES Javier	112	5 DEC 1986
	GONZALEZ Fabian	113	8 MAY 1992
	LOPEZ Ruben	114	28 NOV 1990
	MUNOZ Sergio	115	30 AUG 1989
FRA	- France		
	BENY Pierre Yves	121	12 FEB 1983
	CUCHERAT Yann	122	2 OCT 1979
	da SILVA Gael	123	30 DEC 1984
	SABOT Hamilton	124	31 MAY 1987
	TOMMASONE Cyril	125	4 JUL 1987
GBR	- Great Britain		
	OLDHAM Sam	131	17 FEB 1993
	PURVIS Daniel	132	13 NOV 1990
	SMITH Louis	133	22 APR 1989
	THOMAS Kristian	134	14 FEB 1989
	WHITLOCK Max	135	13 JAN 1993
GER	- Germany		
	BOY Philipp	141	23 JUL 1987
	HAMBUCHEN Fabian	142	25 OCT 1987
	KRIMMER Sebastian	143	21 JUN 1990
	NGUYEN Marcel	144	8 SEP 1987
	TOBA Andreas	145	7 OCT 1990
GRE	- Greece		
	MARAS Vlasios	225	31 MAR 1983
	TSOLAKIDIS Vasileios	226	9 SEP 1979
HKG	- Hong Kong, China		
	SHEK Wai Hung	247	10 OCT 1991
HUN	- Hungary		
	BERKI Krisztian	223	18 MAR 1985
	HIDVEGI Vid	224	23 AUG 1986
IRL	- Ireland		
	BEHAN Kieran	236	19 APR 1989
ISR	- Israel		
	ARONOVICH Felix	221	18 JUL 1988
	SHATILOV Alexander	222	22 MAR 1987
ITA	- Italy		
	ANGIOLETTI Matteo	151	8 NOV 1980
	BUSNARI Alberto	152	4 OCT 1978
	MORANDI Matteo	153	8 OCT 1981
	OTTAVI Paolo	154	7 JAN 1986
	POZZO Enrico	155	12 FEB 1981



Entry List by NOC
Liste des inscrits par CNO
As of THU 26 JUL 2012

NOC	Name	Bib	Date of Birth
JPN	- Japan		
	KATO Ryohei	161	9 SEP 1993
	TANAKA Kazuhito	162	16 MAY 1985
	TANAKA Yusuke	163	29 NOV 1989
	UCHIMURA Kohei	164	3 JAN 1989
	YAMAMURO Koji	165	17 JAN 1989
KAZ	- Kazakhstan		
	GORBACHEV Stepan	230	2 OCT 1983
KOR	- Republic of Korea		
	KIM Hee Hoon	171	22 NOV 1991
	KIM Jihoon	172	9 AUG 1984
	KIM Seungil	173	9 MAY 1985
	KIM Soo Myun	174	4 NOV 1986
	YANG Hak Seon	175	6 DEC 1992
LAT	- Latvia		
	TREILOVS Dmitrijs	235	13 MAY 1987
LTU	- Lithuania		
	GUSCINAS Rokas	246	6 JAN 1991
MEX	- Mexico		
	CORRAL BARRON Daniel	257	25 JAN 1990
NED	- Netherlands		
	ZONDERLAND Epke	243	16 APR 1986
POL	- Poland		
	KULESZA Roman	258	2 MAR 1983
POR	- Portugal		
	ALMEIDA CAMPOS Manuel	231	12 JUL 1981
PUR	- Puerto Rico		
	RAMOS Tommy	244	29 APR 1986
ROU	- Romania		
	BATAGA Cristian Ioan	181	10 APR 1988
	BERBECAR Marius Daniel	182	15 MAY 1985
	BUIDOSO Ovidiu	183	13 JUL 1987
	COTUNA Vlad Bogdan	184	4 NOV 1990
	KOCZI Flavius	185	26 AUG 1987
RUS	- Russian Federation		
	ABLYAZIN Denis	191	3 AUG 1992
	BALANDIN Aleksandr	192	20 JUN 1989
	BELYAVSKIY David	193	23 FEB 1992
	GARIBOV Emin	194	8 SEP 1990
	PAKHOMENKO Igor	195	10 JUN 1992
SUI	- Switzerland		
	CAPELLI Claudio	245	16 NOV 1986



Entry List by NOC
Liste des inscrits par CNO
As of THU 26 JUL 2012

NOC	Name	Bib	Date of Birth
SVK	- Slovakia		
	PIASECKY Samuel	234	31 OCT 1984
TUN	- Tunisia		
	BOUALLEGUE Wajdi	232	9 FEB 1982
UKR	- Ukraine		
	KUKSENKOV Mykola	201	2 JUN 1989
	NAKONECHNYI Vitalii	202	2 AUG 1986
	RADIVILOV Igor	203	19 OCT 1992
	STEPKO Oleg	204	25 MAR 1994
	VERNIAIEV Oleg	205	29 SEP 1993
USA	- United States of America		
	DALTON Jacob	211	19 AUG 1991
	HORTON Jonathan	212	31 DEC 1985
	LEYVA Danell	213	30 OCT 1991
	MIKULAK Samuel	214	13 OCT 1992
	OROZCO John	215	30 DEC 1992
VIE	- Vietnam		
	PHAM Phuoc Hung	233	10 JUN 1988

NOTES

All corrections until the qualifications are available in INFO

**Due to errors in the submission of forms Argentina were previously listed as withdrawn.
The athletes from Argentina are confirmed to compete.**



Competition Officials Women

Officiels de la compétition

As of 12 JULY 2012

Function	Name	
President / Technical Delegate	KIM Nellie	FIG
1st Vice-President	SACCHI Donatella	FIG
2nd Vice-President	DOWDELL Kym	FIG
Members	ANDRIANOVA Liubov	FIG
	YAN Ninan	FIG
	VALENZO AOKI Naomi	FIG
	HARINISHI Yoshie	FIG
Athlete's Representative	LIUKIN Anastasia	USA – United States of America
International Technical Officials / Judges	CALABRO Monica	ARG – Argentina
	WRIGHT Jillian	AUS – Australia
	GRATT Johanna	AUT – Austria
	van DOOREN Marleen	BEL – Belgium
	KOSHEL Antonina	BLR – Belarus
	YAMAMOTO SAWASATO Yumi	BRA – Brazil
	DOBREVA Tzvetana	BUL – Bulgaria
	LALIBERTE Helene	CAN – Canada
	LAZO ZELAYA Isabel	CHI – Chile
	MAO Peiwen	CHN – People's Republic of China
	VASQUEZ GALVIS Ruby	COL – Columbia
	LISKAROVA Hana	CZE – Czech Republic
	SAN MARTIN Maria Jose	ESP – Spain
	MURTONEN Satu	FIN – Finland
	GIRAL Patricia	FRA – France
	LEEWORTHY Robin	GBR – Great Britain
	KLAESBERG Sabrina	GER – Germany
	DONTI Olyvia	GRE – Greece
	KALMAR Zsuzsanna	HUN – Hungary
	SHAI Orna	ISR – Israel
	CORTIGIANI Dora	ITA – Italy
	SAKURAI Rieko	JPN – Japan
	BARKOVA Galina	KAZ – Kazakhstan
	LEE Jung Hyun	KOR – Republic of Korea
	KATINIENE Irina	LTU – Lithuania
	GOMEZ Andrea	MEX – Mexico
	de JONG Aukje	NED – Netherlands
	RATYNSKA-BURY Maria	POL – Poland
	RODRIGUEZ Liliana	POR – Portugal
	LOPEZ RECCI Leysha	PUR – Puerto Rico
	GRIGORAS Anca	ROU – Romania
	KIRYASHOVA Vera	RUS – Russian Federation
	KOVAC Marjeta	SLO – Slovenia
	FRAUENKNECHT Christina	SUI – Switzerland
	ZETTERMAN Marianne	SWE – Sweden



Competition Officials
Women

Officiels de la compétition
As of 12 JULY 2012

Function	Name	
	MULAZIMOGLU BALLI Ozgur	TUR – Turkey
	OMELIANCHYK-ZIURKALOVA Oksana	UKR – Ukraine
	HAMILTON Cheryl Ann	USA – United States of America
National Technical Officials / Judges	BOWKER Christine	GBR – Great Britain
	CLEMENTS Shirley	GBR – Great Britain
	FLINT Sally	GBR – Great Britain
	HARDY Brendene	GBR – Great Britain
	HOFEN Karen	GBR – Great Britain
	MAKINSON Sadie	GBR – Great Britain
	MALONE Carol	GBR – Great Britain
	McLOUGHLIN Maria	GBR – Great Britain
	MORGAN Debbie	GBR – Great Britain
	MORGAN Jean	GBR – Great Britain
	SMITH Pauline	GBR – Great Britain
	TOVEY Glynis	GBR – Great Britain
	TREDGOLD Sue	GBR – Great Britain
	WOOLF Denise	GBR – Great Britain



Competition Officials

Men

Officiels de la compétition

As of 12 JULY 2012

Function	Name	
President / Technical Delegate	STOICA Adrian	FIG
1st Vice-President	HUANG Liping	FIG
2nd Vice-President	KATO Sawao	FIG
Members	BUTCHER Steven	FIG
	KARACSONY Istvan	FIG
	IAROV Edouard	FIG
	MARCOS FELIPE Julio	FIG
Athlete's Representative	TANSKANEN Jani	FIN – Finland
International Technical Officials / Judges	HADJI Mohammed	ALG – Algeria
	SALANITRO Enrique Luis	ARG – Argentina
	SEROBYAN Hakob	ARM – Armenia
	SZYJKO Paul	AUS – Australia
	TOTH Josef	AUT – Austria
	ALIYEV Rza	AZE – Azerbaijan
	COUSSEMENT Alain	BEL – Belgium
	FEDARAU Andrey	BLR – Belarus
	CABALLERO Robson	BRA – Brazil
	KURTEV Zdravko	BUL – Bulgaria
	HEIDERICH Raymond	CAN – Canada
	LAGOS Rodrigo	CHI – Chile
	LI Jing	CHN – People's Republic of China
	CORREDOR SEGURA Jaime	COL – Columbia
	VUKOJA Mario	CRO – Croatia
	STYLIANOU Sotiris	CYP – Cyprus
	DUS Pavel	CZE – Czech Republic
	TORO Enrique	ECU – Ecuador
	BARAKA Tamer	EGY – Egypt
	BERNABE Douglas	ESA – El Savador
	CARRILES Pablo	ESP – Spain
	KALAJA Teppo	FIN – Finland
	MACCHIA Alain	FRA – France
	TOMBS Andrew	GBR – Great Britain
	ALBRECHT Holger	GER – Germany
	PROVIAS Nikolaos	GRE – Greece
	YUEN Ka Keung	HKG – Hong Kong
	BERCZI Istvan Ferenc	HUN – Hungary
	DONOGHUE Denis	IRL – Ireland
	TOMASSON Bjorn	ISL – Iceland
	BRICKNER Rafael	ISR – Israel
	TRAVERSO Fulvio	ITA – Italy
	TAKEUCHI Teruaki	JPN – Japan
	AMIRBEKOV Timur	KAZ – Kazakhstan
	LEE Hosik	KOR – Republic of Korea
	MICKEVICS Arturs	LAT – Latvia



Competition Officials
Men

Officiels de la compétition
As of 12 JULY 2012

Function	Name
----------	------

SURPIKAS Viktoras	LTU – Lithuania
BERNARD Joseph	LUX – Luxemburg
SALAZAR ORTIZ Gustavo	MEX – Mexico
REIMERING Vincent	NED – Netherlands
THINGVOLD Tom	NOR – Norway
PELC Zbigniew	POL – Poland
ROCHA Joao Paulo	POR – Portugal
COLON Javier	PUR – Puerto Rico
APOLZAN Mircea Dumitru	ROU – Romania
LIEFELDT Robert	RSA – Republic of South Africa
ANDREEV Dmitry	RUS – Russian Federation
HODZIC LEDERER Enes	SLO – Slovenia
DEJANOVIC Dejan	SRB – Serbia
STRUPLER Andreas	SUI – Switzerland
VARGA Gabriel	SVK – Slovakia
HUMMEL Jens	SWE – Sweden
CHEN Ming-Yao	TPE – Chinese Taipei
ZUNICH Andreja	USA – United States of America
SANDOVAL Jorge	VEN – Venezuela
BUI Dinh	VIE – Vietnam

National Technical Officials / Judges

BREWER Ross	GBR – Great Britain
DAVIES Janet	GBR – Great Britain
ELGY John	GBR – Great Britain
GREENHILL Ian	GBR – Great Britain
HANLEY Nikki	GBR – Great Britain
LEIGH Colin	GBR – Great Britain
MAY James	GBR – Great Britain
McGILL Tommy	GBR – Great Britain
MOORE Simon	GBR – Great Britain
NIVEN REED Julian	GBR – Great Britain
SIDDALL Dominic	GBR – Great Britain
THACKWAY Susan	GBR – Great Britain
WEBB Andrew	GBR – Great Britain
WOOLLS Lee	GBR – Great Britain



Medallists by Event

Médaillés par épreuve

As of TUE 7 AUG 2012

AFTER 14 OF 14 EVENTS

Event	Date	Medal	Name	NOC Code
Men's Team	MON 30 JUL	GOLD	CHEN Yibing FENG Zhe GUO Weiyang ZHANG Chenglong ZOU Kai	CHN
		SILVER	KATO Ryohei TANAKA Kazuhito TANAKA Yusuke UCHIMURA Kohei YAMAMURO Koji	JPN
		BRONZE	OLDHAM Sam PURVIS Daniel SMITH Louis THOMAS Kristian WHITLOCK Max	GBR
Women's Team	TUE 31 JUL	GOLD	DOUGLAS Gabrielle MARONEY Mc Kayla RAISMAN Alexandra ROSS Kyla WIEBER Jordyn	USA
		SILVER	AFANASEVA Kseniia GRISHINA Anastasia KOMOVA Victoria MUSTAFINA Aliya PASEKA Maria	RUS
		BRONZE	BULIMAR Diana Laura CHELARU Diana Maria IORDACHE Larisa Andreea IZBASA Sandra Raluca PONOR Catalina	ROU
Men's All-Around	WED 1 AUG	GOLD	UCHIMURA Kohei	JPN
		SILVER	NGUYEN Marcel	GER
		BRONZE	LEYVA Danell	USA
Women's All-Around	THU 2 AUG	GOLD	DOUGLAS Gabrielle	USA
		SILVER	KOMOVA Victoria	RUS
		BRONZE	MUSTAFINA Aliya	RUS
Men's Floor	SUN 5 AUG	GOLD	ZOU Kai	CHN
		SILVER	UCHIMURA Kohei	JPN
		BRONZE	ABLYAZIN Denis	RUS
Women's Vault	SUN 5 AUG	GOLD	IZBASA Sandra Raluca	ROU
		SILVER	MARONEY Mc Kayla	USA
		BRONZE	PASEKA Maria	RUS



Medallists by Event

Médaillés par épreuve

As of TUE 7 AUG 2012

AFTER 14 OF 14 EVENTS

Event	Date	Medal	Name	NOC Code
Men's Pommel Horse	SUN 5 AUG	GOLD	BERKI Krisztian	HUN
		SILVER	SMITH Louis	GBR
		BRONZE	WHITLOCK Max	GBR
Men's Rings	MON 6 AUG	GOLD	NABARRETE ZANETTI Arthur	BRA
		SILVER	CHEN Yibing	CHN
		BRONZE	MORANDI Matteo	ITA
Women's Uneven Bars	MON 6 AUG	GOLD	MUSTAFINA Aliya	RUS
		SILVER	HE Kexin	CHN
		BRONZE	TWEDDLE Elizabeth	GBR
Men's Vault	MON 6 AUG	GOLD	YANG Hak Seon	KOR
		SILVER	ABLYAZIN Denis	RUS
		BRONZE	RADIVILOV Igor	UKR
Men's Parallel Bars	TUE 7 AUG	GOLD	FENG Zhe	CHN
		SILVER	NGUYEN Marcel	GER
		BRONZE	SABOT Hamilton	FRA
Women's Beam	TUE 7 AUG	GOLD	DENG Linlin	CHN
		SILVER	SUI Lu	CHN
		BRONZE	RAISMAN Alexandra	USA
Men's High Bars	TUE 7 AUG	GOLD	ZONDERLAND Epke	NED
		SILVER	HAMBUCHEN Fabian	GER
		BRONZE	ZOU Kai	CHN
Women's Floor	TUE 7 AUG	GOLD	RAISMAN Alexandra	USA
		SILVER	PONOR Catalina	ROU
		BRONZE	MUSTAFINA Aliya	RUS



Medal Standings
Classement des médailles
As of TUE 7 AUG 2012
AFTER 14 OF 14 EVENTS

Rank	NOC	Men				Women				Total				Rank by Total
		G	S	B	Tot	G	S	B	Tot	G	S	B	Tot	
1	CHN - People's Republic of China	3	1	1	5	1	2		3	4	3	1	8	=1
2	USA - United States of America			1	1	3	1	1	5	3	1	2	6	3
3	RUS - Russian Federation		1	1	2	1	2	3	6	1	3	4	8	=1
4	JPN - Japan	1	2		3					1	2		3	=5
5	ROU - Romania					1	1	1	3	1	1	1	3	=5
6	HUN - Hungary	1			1					1			1	=8
6	BRA - Brazil	1			1					1			1	=8
6	KOR - Republic of Korea	1			1					1			1	=8
6	NED - Netherlands	1			1					1			1	=8
10	GER - Germany		3		3						3		3	=5
11	GBR - Great Britain		1	2	3			1	1		1	3	4	4
12	ITA - Italy			1	1							1	1	=8
12	UKR - Ukraine			1	1							1	1	=8
12	FRA - France			1	1							1	1	=8
	Total	8	8	8	24	6	6	6	18	14	14	14	42	

LEGEND
= Equal sign indicate that two or more NOC's share the same rank by total **B** Bronze medal **G** Gold medal **S** Silver medal **Tot** Total



North Greenwich Arena
North Greenwich Arena

Gymnastics Artistic
Gymnastique artistique
Women's Qualification
Qualifications - femmes
Subdivision 4
Subdivision 4



Official Communication

Communiqué officiel

Item: 1

IOC provisionally suspends Luiza Galiulina for adverse analytical finding.

The IOC Disciplinary Commission decided today that Uzbek gymnast Luiza Galiulina (artistic gymnastics) has been provisionally suspended from competing in the Games of the XXX Olympiad in London with immediate effect. Galiulina provided a urine sample on 25 July that tested positive for the prohibited substance furosemide. Upon receipt of the results of the B Sample analysis, a final decision will be pronounced by the Disciplinary Commission.

Issued by: FIG
Time: 21:47
Date: 29 JUL 2012

This decision affects: Results
Schedule
Other

X



North Greenwich Arena
North Greenwich Arena

Gymnastics Artistic
Gymnastique artistique
Men's Team
Compétition par équipes - hommes
Final
finale



Official Communication

Communiqué officiel

Item: 2

CHANGE OF SCORE - BIB 164 - ROT 6 - Pommel Horse

BIB 164 UCHIMURA Kohei (JPN) - Change of D score - Old final score 13.466 and new final score 14.166. These changes are reflected in the published final results.

Issued by: FIG
Time: 19:02
Date: 30 JUL 2012

This decision affects: Results
Schedule
Other

X



North Greenwich Arena
North Greenwich Arena

Gymnastics Artistic
Gymnastique artistique
Men's Vault
Saut de cheval - hommes
Final
finale



Official Communication

Communiqué officiel

Item: 3

CHANGE OF SCORE - BIB 185 - VAULT 2

BIB 185 KOCZI Flavius (ROU) - Change of D score - Vault 2 Old Final Score 15.966 - New Final score 15.166 These changes are reflected in the published final results

Issued by: FIG
Time: 16:01
Date: 6 AUG 2012

This decision affects: Results
Schedule
Other

X



North Greenwich Arena
North Greenwich Arena

Gymnastics Artistic
Gymnastique artistique
Women's Beam
Poutre - femmes
Final
finale



Official Communication

Communiqué officiel

Item: 5

CHANGE OF SCORE - BIB 413 - BEAM

BIB 413 RAISMAN Alexandra (USA) -Change of D score - Old final score 14.966 and new final score 15.066. These changes are reflected in the final results.

Issued by: FIG
Time: 17:00
Date: 7 AUG 2012

This decision affects: Results
Schedule
Other

X



Judges Assignments
Affectation des juges

Superior Jury

STOICA Adrian
KARACSONY Istvan
BUTCHER Steven
IAROV Edouard
KATO Sawao
MARCOS FELIPE Julio
HUANG Liping

FIG President
FIG Floor Supervisor
FIG Pommel Horse Supervisor
FIG Rings Supervisor
FIG Vault Supervisor
FIG Parallel Bars Supervisor
FIG Horizontal Bar Supervisor



Function	Name	NOC Code
D1	BERCZI Istvan Ferenc	HUN
D2	REIMERING Vincent	NED
E1	COUSSEMENT Alain	BEL
E2	PROVIAS Nikolaos	GRE
E3	TOTH Josef	AUT
E4	CORREDOR SEGURA Jaime	COL
E5	ALIYEV Rza	AZE
ER1	HUMMEL Jens	SWE
ER2	KALAJA Teppo	FIN
Time Judge	BREWER Ross	GBR
Line Judge 1	LEIGH Colin	GBR
Line Judge 2	HANLEY Nikki	GBR



Function	Name	NOC Code
D1	CARRILES Pablo	ESP
D2	TAKEUCHI Teruaki	JPN
E1	KURTEV Zdravko	BUL
E2	COLON Javier	PUR
E3	SALAZAR ORTIZ Gustavo	MEX
E4	BUI Dinh	VIE
E5	YUEN Ka Keung	HKG
ER1	SANDOVAL Jorge	VEN
ER2	THINGVOLD Tom	NOR



Function	Name	NOC Code
D1	FEDARAU Andrey	BLR
D2	SZYJKO Paul	AUS
E1	STRUPLER Andreas	SUI
E2	SURPIKAS Viktoras	LTU
E3	DONOGHUE Denis	IRL
E4	HEIDERICH Raymond	CAN
E5	VUKOJA Mario	CRO
ER1	HODZIC LEDERER Enes	SLO
ER2	HADJI Mohammed	ALG



Function	Name	NOC Code
D1	SALANITRO Enrique Luis	ARG
D2	MACCHIA Alain	FRA
E1	VARGA Gabriel	SVK
E2	PELC Zbigniew	POL
E3	LAGOS Rodrigo	CHI
E4	CABALLERO Robson	BRA
E5	AMIRBEKOV Timur	KAZ
ER1	CHEN Ming-Yao	TPE
ER2	STYLIANOU Sotiris	CYP
Line Judge	WOOLLS Lee	GBR



Function	Name	NOC Code
D1	APOLZAN Mircea Dumitru	ROU
D2	ZUNICH Andreja	USA
E1	BRICKNER Rafael	ISR
E2	ANDREEV Dmitry	RUS
E3	LEE Hosik	KOR
E4	TORO Enrique	ECU
E5	DEJANOVIC Dejan	SRB
ER1	BERNARD Joseph	LUX
ER2	TOMASSON Bjorn	ISL
Time Judge	MOORE Simon	GBR



Function	Name	NOC Code
D1	ALBRECHT Holger	GER
D2	TOMBS Andrew	GBR
E1	ROCHA Joao Paulo	POR
E2	DUS Pavel	CZE
E3	TRAVERSO Fulvio	ITA
E4	LI Jing	CHN
E5	MICKEVICS Arturs	LAT
ER1	LIEFELDT Robert	RSA
ER2	BERNABE Douglas	ESA

Reserves

Control Number	Name	NOC Code
R1	BARAKA Tamer	EGY
R2	SEROBYAN Hakob	ARM







LEGEND

Dx Difficulty Judges (x=1-2) **Ex** Execution Judges (x=1-5) **ERx** Execution Reference Judges (x=1-2) **Rx** Reserve Judges

Floor Pommel Horse Rings Vault Parallel Bars Horizontal Bar









Results
Résultats

Rank	Bib	NOC Name					V1	V2	Avg			Total	A-A Rank
1 USA - United States of America													
	211	DALTON Jacob	15.633		15.100	15.900		14.766	15.333			46.633	
	212	HORTON Jonathan		12.700	15.166					13.133	15.566	56.565	
	213	LEYVA Danell	15.100	14.866	14.600	15.500				15.333	15.866	91.265	(1)
	214	MIKULAK Samuel	15.366	14.333		16.300	15.866	16.083		15.316	14.033	75.348	
	215	OROZCO John	15.166	14.766	15.066	15.800				14.533	15.266	90.597	(4)
Total			46.165 (1)	43.965 (3)	45.332 (3)	48.000 (4)				45.182 (5)	46.698 (1)	275.342	Q
2 RUS - Russian Federation													
	191	ABLYAZIN Denis	15.433		15.500	16.300	16.433	16.366		0.000	13.733	60.966	
	192	BALANDIN Aleksandr		13.733	15.666					14.766		44.165	
	193	BELYAVSKIY David	15.100	14.900	14.366	16.300				15.300	14.866	90.832	(2)
	194	GARIBOV Emin	14.533	14.233	14.633	15.233				15.600	15.566	89.798	(8)
	195	PAKHOMENKO Igor	14.066	14.333		15.566					14.000	57.965	
Total			45.066 (6)	43.466 (4)	45.799 (1)	48.166 (3)				45.666 (3)	44.432 (5)	272.595	Q
3 GBR - Great Britain													
	131	OLDHAM Sam	14.700		14.600	15.533				14.666	15.100	74.599	
	132	PURVIS Daniel	15.200	13.400	15.033	16.100				14.733	14.733	89.199	(10)
	133	SMITH Louis		15.800							13.033	28.833	
	134	THOMAS Kristian	15.366	14.133	14.566	16.200	15.766	15.983		14.625	15.366	90.256	(5)
	135	WHITLOCK Max	15.266	14.900	14.133	16.033				13.900		74.232	
Total			45.832 (2)	44.833 (1)	44.199 (8)	48.333 (2)				44.024 (8)	45.199 (4)	272.420	Q
4 GER - Germany													
	141	BOY Philipp	14.766	14.333	14.166	15.700				14.933	13.800	87.698	(17)
	142	HAMBUCHEN Fabian	15.133	14.100	14.766	15.833				15.300	15.633	90.765	(3)
	143	KRIMMER Sebastian		14.833						14.633	14.600	44.066	
	144	NGUYEN Marcel	15.433	13.900	15.100	14.875				15.525	15.000	89.833	(7)
	145	TOBA Andreas	13.133		14.900	15.000						43.033	
Total			45.332 (5)	43.266 (5)	44.766 (7)	46.533 (11)				45.758 (2)	45.233 (3)	270.888	Q
5 JPN - Japan													
	161	KATO Ryohei	15.433	14.333		15.900						45.666	
	162	TANAKA Kazuhito	13.666	12.200	15.100	15.750				15.725	14.400	86.841	(22)
	163	TANAKA Yusuke			15.033					15.866	14.200	45.099	
	164	UCHIMURA Kohei	15.766	12.466	14.966	16.033				15.533	15.000	89.764	(9)
	165	YAMAMURO Koji	14.433	14.400	14.900	15.333	13.200	14.266		14.200	14.366	87.632	(18)
Total			45.632 (3)	41.199 (9)	45.099 (6)	47.683 (7)				47.124 (1)	43.766 (8)	270.503	Q









Results
Résultats

Rank	Bib	NOC Name					V1	V2	Avg			Total	A-A Rank
6 CHN - People's Republic of China													
	101	CHEN Yibing		14.466	15.858					12.900		43.224	
	102	FENG Zhe	14.433		14.866	16.100				15.633	15.000	76.032	
	103	GUO Weiyang	12.266	13.266	14.400	15.300				13.966	14.933	84.131	(29)
	104	ZHANG Chenglong	14.666	13.133		16.233				15.366	15.933	75.331	
	105	ZOU Kai	15.833	12.533		15.200					15.533	59.099	
		Total	44.932 (7)	40.865 (10)	45.124 (5)	47.633 (8)				44.965 (6)	46.466 (2)	269.985	Q
7 UKR - Ukraine													
	201	KUKSENKOV Mykola	14.533	14.900	15.000	15.766				15.066	14.666	89.931	(6)
	202	NAKONECHNYI Vitalii	14.066	14.933						14.133	14.800	57.932	
	203	RADIVILOV Igor			15.300	16.266	15.333	15.799				31.566	
	204	STEPKO Oleg	15.033	14.400	14.866	15.916				13.366	13.466	87.047	(20)
	205	VERNIAIEV Oleg	15.033	14.366	14.600	16.333	14.766	15.549		14.566	14.066	88.964	(13)
		Total	44.599 (9)	44.233 (2)	45.166 (4)	48.515 (1)				43.765 (9)	43.532 (9)	269.810	Q
8 FRA - France													
	121	BENY Pierre Yves	14.433	13.566	14.266	14.933				14.700		71.898	
	122	CUCHERAT Yann								14.900	14.366	29.266	
	123	da SILVA Gael	15.400		14.366	15.366					14.966	60.098	
	124	SABOT Hamilton		14.033	14.533					15.366	14.866	58.798	
	125	TOMMASONE Cyril	14.500	15.333	14.166	15.466				15.100	14.133	88.698	(14)
		Total	44.333 (10)	42.932 (6)	43.165 (10)	45.765 (12)				45.366 (4)	44.198 (6)	265.759	Q
9 ESP - Spain													
	111	BOTELLA PEREZ Isaac	14.033	12.900		15.866	15.800	15.833				42.799	
	112	GOMEZ FUERTES Javier	14.833	13.833	13.900	15.958				15.066	14.533	88.123	(16)
	113	GONZALEZ Fabian	15.266	14.733	14.033	16.000				13.333	15.000	88.365	(15)
	114	LOPEZ Ruben			14.900					14.733	14.300	43.933	
	115	MUNOZ Sergio	14.600	14.000	13.966	16.000				13.833	13.266	85.665	(26)
		Total	44.699 (8)	42.566 (7)	42.899 (11)	47.958 (5)				43.632 (10)	43.833 (7)	265.587	
10 ROU - Romania													
	181	BATAGA Cristian Ioan	14.666	12.700	14.833	15.766						57.965	
	182	BERBECAR Marius Daniel		12.733	14.466	15.433				15.233	13.700	71.565	
	183	BUIDOSO Ovidiu	14.366	13.766						14.733	14.066	56.931	
	184	COTUNA Vlad Bogdan	15.016		14.400	15.500				14.866	13.491	73.273	
	185	KOCZI Flavius	15.666	13.400	14.600	16.066	15.833	15.949		13.500	12.633	85.865	(25)
		Total	45.348 (4)	39.899 (11)	43.899 (9)	47.332 (9)				44.832 (7)	41.257 (11)	262.567	



Results
Résultats

Rank	Bib	NOC Name					V1	V2	Avg			Total	A-A Rank
11 ITA - Italy													
	151	ANGIOLETTI Matteo	14.033		15.066	15.566		15.600	15.583			44.665	
	152	BUSNARI Alberto		15.058						13.766	12.100	40.924	
	153	MORANDI Matteo	14.133	0.000	15.766	15.633				14.500	0.000	60.032	(41)
	154	OTTAVI Paolo	14.266	13.700	14.866	14.933				14.500	14.066	86.331	(24)
	155	POZZO Enrico	14.766	13.633	14.033	15.600				14.366	14.500	86.898	(21)
Total			<u>43.165</u> (11)	42.391 (8)	45.698 (2)	46.799 (10)				43.366 (11)	40.666 (12)	262.085	
12 KOR - Republic of Korea													
	171	KIM Hee Hoon	12.933	12.100	14.166	15.966				13.700		68.865	
	172	KIM Jihoon	12.900	13.100							15.500	41.500	
	173	KIM Seungil		12.133	12.666	14.533				14.033	13.233	66.598	
	174	KIM Soo Myun	14.766	13.433	13.833	15.666	13.158	14.412	14.700	13.933		86.331	(23)
	175	YANG Hak Seon	14.066		13.933	16.233	16.433	16.333	11.966	11.233		67.431	
Total			41.765 (12)	<u>38.666</u> (12)	41.932 (12)	47.865 (6)				42.433 (12)	42.666 (10)	255.327	

INDIVIDUALS

BRA - Brazil													
	251	SASAKI JUNIOR Sergio	14.533	14.033	14.633	<u>16.200</u>				15.200	14.533	89.132	(11)
ISR - Israel													
	222	SHATILOV Alexander	15.633	14.133	14.033	15.533				<u>14.700</u>	15.000	89.032	(12)
SUI - Switzerland													
	245	CAPELLI Claudio	14.766	14.133	14.133	15.200				14.600	<u>14.766</u>	87.598	(19)
AUS - Australia													
	227	JEFFERIS Joshua	13.800	13.433	14.533	15.500				<u>14.566</u>	13.766	85.598	(27)
POL - Poland													
	258	KULESZA Roman	13.933	12.966	<u>13.466</u>	14.900				14.700	14.733	84.698	(28)
KAZ - Kazakhstan													
	230	GORBACHEV Stepan	13.900	13.733	13.533	15.666				<u>13.433</u>	13.666	83.931	(30)
BEL - Belgium													
	254	VERBAEYS Jimmy	14.500	10.866	<u>14.066</u>	15.266				14.533	14.333	83.564	(31)
ISR - Israel													
	221	ARONOVICH Felix	14.033	13.433	14.100	13.900				<u>14.233</u>	13.500	83.199	(32)
COL - Colombia													
	256	GIRALDO LOPEZ JH	13.400	12.166	<u>14.933</u>	15.466				13.633	13.500	83.098	(33)
CZE - Czech Republic													
	242	KONECNY Martin	14.266	12.900	13.166	14.866				13.733	<u>14.100</u>	83.031	(34)



Results
Résultats

Rank	Bib	NOC Name					V1	V2	Avg			Total	A-A Rank
POR - Portugal													
	231	ALMEIDA CAMPOS Manuel	14.166	12.500	14.433	14.200				<u>14.400</u>	13.200	82.899	(35)
ARM - Armenia													
	238	DAVTYAN Artur	<u>13.800</u>	13.900	13.400	14.166	15.500	14.833	14.233	13.366		82.865	(36)
EGY - Egypt													
	237	ELSAHARTY MS	<u>13.900</u>	12.600	13.566	15.466	15.500	15.483	13.400	13.666		82.598	(37)
LAT - Latvia													
	235	TREILOVS Dmitrijs	<u>12.900</u>	14.233	13.133	14.733				13.533	14.033	82.565	(38)
AUT - Austria													
	252	LEIMLEHNER Fabian	12.966	12.100	13.633	<u>14.966</u>			14.200	13.533		81.398	(39)
AZE - Azerbaijan													
	240	SHIKHALIYEV Shakir	14.600	12.866	13.166	15.433			13.666	<u>10.633</u>		80.364	(40)
BAN - Bangladesh													
	253	CAESAR Quazi Syque	14.666			15.116			14.766	13.700		58.248	
HKG - Hong Kong, China													
	247	SHEK Wai Hung	13.408	10.833		<u>14.900</u>	16.033	15.466		13.533		52.674	
CHI - Chile													
	248	GONZALEZ SEPULVEDA	15.533			<u>16.433</u>	15.866	16.149				31.966	
NED - Netherlands													
	243	ZONDERLAND Epke							15.133	<u>15.966</u>		31.099	
VIE - Vietnam													
	233	PHAM Phuoc Hung			14.433				<u>15.133</u>			29.566	
ARG - Argentina													
	239	MOLINARI Federico	<u>13.433</u>		15.333							28.766	
SVK - Slovakia													
	234	PIASECKY Samuel							<u>15.358</u>	12.666		28.024	
IRL - Ireland													
	236	BEHAN Kieran	<u>13.966</u>			13.933						27.899	
MEX - Mexico													
	257	CORRAL BARRON Daniel		12.333					15.433			27.766	
GRE - Greece													
	225	MARAS Vlasios							<u>13.400</u>	14.300		27.700	









Results
Résultats

Rank	Bib	NOC Name				 V1	V2	Avg			Total	A-A Rank
BLR - Belarus												
	228	KASPIAROVICH Dzmitry				16.333	15.000	15.666			16.333	
BRA - Brazil												
	250	NABARRETE ZANETTI A.			15.616						15.616	
PUR - Puerto Rico												
	244	RAMOS Tommy			<u>15.500</u>						15.500	
GRE - Greece												
	226	TSOLAKIDIS Vasileios						<u>15.466</u>			15.466	
BUL - Bulgaria												
	229	IOVTCHEV Iordan			15.308						15.308	
HUN - Hungary												
	224	HIDVEGI Vid			15.100						15.100	
	223	BERKI Krisztian			15.033						15.033	
LTU - Lithuania												
	246	GUSCINAS Rokas			14.366						14.366	
CRO - Croatia												
	241	UDE Filip			<u>13.933</u>						13.933	
CAN - Canada												
	255	GAFUIK Nathan							13.866		13.866	
BRA - Brazil												
	249	HYPOLITO Diego			13.766						13.766	
TUN - Tunisia												
	232	BOUALLEGUE Wajdi			13.708						13.708	

NOTES
Underlined totals indicate starting apparatus.
Italics indicate the low (discarded) score.







LEGEND

A-A All-Around Avg Average Vx Vault Number (x=1-2) Q Qualified for Team Final

 Floor  Pommel Horse  Rings  Vault  Parallel Bars  Horizontal Bar



Results
Résultats

Rank	NOC							Total
1	USA - United States of America	46.165 (1)	<u>43.965</u> (3)	45.332 (3)	48.000 (4)	45.182 (5)	46.698 (1)	275.342 Q
2	RUS - Russian Federation	45.066 (6)	43.466 (4)	45.799 (1)	48.166 (3)	45.666 (3)	<u>44.432</u> (5)	272.595 Q
3	GBR - Great Britain	45.832 (2)	44.833 (1)	<u>44.199</u> (8)	48.333 (2)	44.024 (8)	45.199 (4)	272.420 Q
4	GER - Germany	45.332 (5)	43.266 (5)	44.766 (7)	<u>46.533</u> (11)	45.758 (2)	45.233 (3)	270.888 Q
5	JPN - Japan	45.632 (3)	41.199 (9)	45.099 (6)	47.683 (7)	47.124 (1)	<u>43.766</u> (8)	270.503 Q
6	CHN - People's Republic of China	44.932 (7)	40.865 (10)	45.124 (5)	<u>47.633</u> (8)	44.965 (6)	46.466 (2)	269.985 Q
7	UKR - Ukraine	44.599 (9)	<u>44.233</u> (2)	45.166 (4)	48.515 (1)	43.765 (9)	43.532 (9)	269.810 Q
8	FRA - France	44.333 (10)	42.932 (6)	43.165 (10)	45.765 (12)	<u>45.366</u> (4)	44.198 (6)	265.759 Q
9	ESP - Spain	<u>44.699</u> (8)	42.566 (7)	42.899 (11)	47.958 (5)	43.632 (10)	43.833 (7)	265.587
10	ROU - Romania	45.348 (4)	39.899 (11)	<u>43.899</u> (9)	47.332 (9)	44.832 (7)	41.257 (11)	262.567
11	ITA - Italy	<u>43.165</u> (11)	42.391 (8)	45.698 (2)	46.799 (10)	43.366 (11)	40.666 (12)	262.085
12	KOR - Republic of Korea	41.765 (12)	<u>38.666</u> (12)	41.932 (12)	47.865 (6)	42.433 (12)	42.666 (10)	255.327

NOTES

Underlined totals indicate startings apparatus

LEGEND

Q Qualified for Team Final

Rx Reserve Team



Floor



Pommel Horse



Rings



Vault



Parallel Bars



Horizontal Bar



North Greenwich Arena
North Greenwich Arena

SAT 28 JUL 2012







Gymnastics Artistic
Gymnastique artistique

Men's All-Around
Concours multiple individuel, Hommes

Qualification
Qualification



Results
Résultats

Rank	Bib	Name	NOC Code							Total
1	213	LEYVA Danell	USA	15.100	<u>14.866</u>	14.600	15.500	15.333	15.866	91.265 Q
2	193	BELYAVSKIY David	RUS	15.100	14.900	14.366	16.300	15.300	<u>14.866</u>	90.832 Q
3	142	HAMBUCHEN Fabian	GER	15.133	14.100	14.766	<u>15.833</u>	15.300	15.633	90.765 Q
4	215	OROZCO John	USA	15.166	<u>14.766</u>	15.066	15.800	14.533	15.266	90.597 Q
5	134	THOMAS Kristian	GBR	15.366	14.133	<u>14.566</u>	16.200	14.625	15.366	90.256 Q
6	201	KUKSENKOV Mykola	UKR	14.533	<u>14.900</u>	15.000	15.766	15.066	14.666	89.931 Q
7	144	NGUYEN Marcel	GER	15.433	13.900	15.100	<u>14.875</u>	15.525	15.000	89.833 Q
8	194	GARIBOV Emin	RUS	14.533	14.233	14.633	15.233	15.600	<u>15.566</u>	89.798 Q
9	164	UCHIMURA Kohei	JPN	15.766	12.466	14.966	16.033	15.533	<u>15.000</u>	89.764 Q
10	132	PURVIS Daniel	GBR	15.200	13.400	<u>15.033</u>	16.100	14.733	14.733	89.199 Q
11	251	SASAKI JUNIOR Sergio	BRA	14.533	14.033	14.633	<u>16.200</u>	15.200	14.533	89.132 Q
12	222	SHATILOV Alexander	ISR	15.633	14.133	14.033	15.533	<u>14.700</u>	15.000	89.032 Q
13	205	VERNIAIEV Oleg	UKR	15.033	<u>14.366</u>	14.600	16.333	14.566	14.066	88.964 Q
14	125	TOMMASONE Cyril	FRA	14.500	15.333	14.166	15.466	<u>15.100</u>	14.133	88.698 Q
15	113	GONZALEZ Fabian	ESP	<u>15.266</u>	14.733	14.033	16.000	13.333	15.000	88.365 Q
16	112	GOMEZ FUERTES Javier	ESP	<u>14.833</u>	13.833	13.900	15.958	15.066	14.533	88.123 Q
17	141	BOY Philipp	GER	14.766	14.333	14.166	<u>15.700</u>	14.933	13.800	87.698
18	165	YAMAMURO Koji	JPN	14.433	14.400	14.900	15.333	14.200	<u>14.366</u>	87.632 Q
19	245	CAPELLI Claudio	SUI	14.766	14.133	14.133	15.200	14.600	<u>14.766</u>	87.598 Q
20	204	STEPKO Oleg	UKR	15.033	<u>14.400</u>	14.866	15.916	13.366	13.466	87.047
21	155	POZZO Enrico	ITA	<u>14.766</u>	13.633	14.033	15.600	14.366	14.500	86.898 Q
22	162	TANAKA Kazuhito	JPN	13.666	12.200	15.100	15.750	15.725	<u>14.400</u>	86.841
23	174	KIM Soo Myun	KOR	14.766	<u>13.433</u>	13.833	15.666	14.700	13.933	86.331 Q
24	154	OTTAVI Paolo	ITA	<u>14.266</u>	13.700	14.866	14.933	14.500	14.066	86.331 Q
25	185	KOCZI Flavius	ROU	15.666	13.400	<u>14.600</u>	16.066	13.500	12.633	85.865 Q
26	115	MUNOZ Sergio	ESP	<u>14.600</u>	14.000	13.966	16.000	13.833	13.266	85.665
27	227	JEFFERIS Joshua	AUS	13.800	13.433	14.533	15.500	<u>14.566</u>	13.766	85.598 Q
28	258	KULESZA Roman	POL	13.933	12.966	<u>13.466</u>	14.900	14.700	14.733	84.698 Q
29	103	GUO Weiyang	CHN	12.266	13.266	14.400	<u>15.300</u>	13.966	14.933	84.131 R1
30	230	GORBACHEV Stepan	KAZ	13.900	13.733	13.533	15.666	<u>13.433</u>	13.666	83.931 R2
31	254	VERBAEYS Jimmy	BEL	14.500	10.866	<u>14.066</u>	15.266	14.533	14.333	83.564 R3
32	221	ARONOVICH Felix	ISR	14.033	13.433	14.100	13.900	<u>14.233</u>	13.500	83.199 R4
33	256	GIRALDO LOPEZ Jorge Hugo	COL	13.400	12.166	<u>14.933</u>	15.466	13.633	13.500	83.098
34	242	KONECNY Martin	CZE	14.266	12.900	13.166	14.866	13.733	<u>14.100</u>	83.031
35	231	ALMEIDA CAMPOS Manuel	POR	14.166	12.500	14.433	14.200	<u>14.400</u>	13.200	82.899
36	238	DAVTYAN Artur	ARM	<u>13.800</u>	13.900	13.400	14.166	14.233	13.366	82.865
37	237	ELSAHARTY Mohamed Sherif	EGY	<u>13.900</u>	12.600	13.566	15.466	13.400	13.666	82.598
38	235	TREFILOVS Dmitrijs	LAT	<u>12.900</u>	14.233	13.133	14.733	13.533	14.033	82.565
39	252	LEIMLEHNER Fabian	AUT	12.966	12.100	13.633	<u>14.966</u>	14.200	13.533	81.398
40	240	SHIKHALIYEV Shakir	AZE	14.600	12.866	13.166	15.433	13.666	<u>10.633</u>	80.364
41	153	MORANDI Matteo	ITA	<u>14.133</u>	0.000	15.766	15.633	14.500	0.000	60.032

NOTES

Underlined totals indicates starting apparatus

LEGEND

Q Qualified for All-Around Final Rx Reserve for All-Around Final





Results
Résultats



Rank	Bib	Name	NOC Code	D Score	E Score	Pen	Total
1	105	ZOU Kai	CHN	6.900	8.933		15.833 Q
2	164	UCHIMURA Kohei	JPN	6.700	9.066		15.766 Q
3	185	KOCZI Flavius	ROU	6.700	8.966		15.666 Q
4	211	DALTON Jacob	USA	6.600	9.033		15.633 Q
4	222	SHATILOV Alexander	ISR	6.600	9.033		15.633 Q
6	248	GONZALEZ SEPULVEDA Enrique Tomas	CHI	6.500	9.033		15.533 Q
7	144	NGUYEN Marcel	GER	6.500	8.933		15.433 Q
8	191	ABLYAZIN Denis	RUS	6.900	8.833	0.3	15.433 Q
9	161	KATO Ryohei	JPN	6.600	8.833		15.433 R1
10	123	da SILVA Gael	FRA	6.500	8.900		15.400 R2
11	134	THOMAS Kristian	GBR	6.300	9.066		15.366 R3
12	214	MIKULAK Samuel	USA	6.600	8.766		15.366
13	113	GONZALEZ Fabian	ESP	6.300	8.966		15.266
14	135	WHITLOCK Max	GBR	6.500	8.766		15.266
15	132	PURVIS Daniel	GBR	6.500	8.700		15.200
16	215	OROZCO John	USA	6.100	9.066		15.166
17	142	HAMBUCHEN Fabian	GER	6.100	9.033		15.133
18	193	BELYAVSKIY David	RUS	6.200	9.000	0.1	15.100
19	213	LEYVA Danell	USA	6.300	8.900	0.1	15.100
20	204	STEPKO Oleg	UKR	6.200	8.833		15.033
21	205	VERNIAIEV Oleg	UKR	6.500	8.633	0.1	15.033
22	184	COTUNA Vlad Bogdan	ROU	6.400	8.616		15.016
23	112	GOMEZ FUERTES Javier	ESP	5.900	8.933		14.833
24	155	POZZO Enrico	ITA	5.900	8.866		14.766
25	245	CAPELLI Claudio	SUI	6.000	8.766		14.766
26	141	BOY Philipp	GER	6.200	8.566		14.766
27	174	KIM Soo Myun	KOR	6.600	8.166		14.766
28	131	OLDHAM Sam	GBR	6.300	8.500	0.1	14.700
29	181	BATAGA Cristian Ioan	ROU	5.800	8.866		14.666
29	253	CAESAR Quazi Syque	BAN	5.800	8.866		14.666
31	104	ZHANG Chenglong	CHN	6.500	8.166		14.666
32	115	MUNOZ Sergio	ESP	5.900	8.700		14.600
33	240	SHIKHALIYEV Shakir	AZE	6.100	8.500		14.600
34	194	GARIBOV Emin	RUS	5.700	8.933	0.1	14.533
34	201	KUKSENKOV Mykola	UKR	5.700	8.933	0.1	14.533
36	251	SASAKI JUNIOR Sergio	BRA	5.700	8.833		14.533
37	125	TOMMASONE Cyril	FRA	5.800	8.800	0.1	14.500
38	254	VERBAEYS Jimmy	BEL	6.000	8.500		14.500
39	121	BENY Pierre Yves	FRA	5.400	9.033		14.433
40	102	FENG Zhe	CHN	6.000	8.533	0.1	14.433
41	165	YAMAMURO Koji	JPN	6.200	8.233		14.433
42	183	BUIDOSO Ovidiu	ROU	5.900	8.466		14.366
43	154	OTTAVI Paolo	ITA	5.600	8.666		14.266



Results
Résultats



Rank	Bib	Name	NOC Code	D Score	E Score	Pen	Total
44	242	KONECNY Martin	CZE	5.800	8.466		14.266
45	231	ALMEIDA CAMPOS Manuel	POR	5.600	8.566		14.166
46	153	MORANDI Matteo	ITA	5.200	8.933		14.133
47	202	NAKONECHNYI Vitalii	UKR	5.700	8.366		14.066
48	195	PAKHOMENKO Igor	RUS	6.200	7.866		14.066
49	175	YANG Hak Seon	KOR	6.400	7.666		14.066
50	151	ANGIOLETTI Matteo	ITA	5.500	8.533		14.033
51	221	ARONOVICH Felix	ISR	5.600	8.433		14.033
52	111	BOTELLA PEREZ Isaac	ESP	6.500	7.533		14.033
53	236	BEHAN Kieran	IRL	6.400	7.566		13.966
54	258	KULESZA Roman	POL	5.200	8.733		13.933
55	230	GORBACHEV Stepan	KAZ	5.800	8.700	0.6	13.900
56	237	ELSAHARTY Mohamed Sherif	EGY	5.500	8.500	0.1	13.900
57	238	DAVTYAN Artur	ARM	4.900	8.900		13.800
58	227	JEFFERIS Joshua	AUS	5.500	8.600	0.3	13.800
59	249	HYPOLITO Diego	BRA	6.000	7.766		13.766
60	232	BOUALLEGUE Wajdi	TUN	6.400	7.808	0.5	13.708
61	162	TANAKA Kazuhito	JPN	6.000	8.066	0.4	13.666
62	239	MOLINARI Federico	ARG	4.500	8.933		13.433
63	247	SHEK Wai Hung	HKG	5.800	7.608		13.408
64	256	GIRALDO LOPEZ Jorge Hugo	COL	5.600	7.900	0.1	13.400
65	145	TOBA Andreas	GER	5.700	7.433		13.133
66	252	LEIMLEHNER Fabian	AUT	5.300	7.666		12.966
67	171	KIM Hee Hoon	KOR	6.100	7.133	0.3	12.933
68	235	TREFILOVS Dmitrijs	LAT	5.400	7.600	0.1	12.900
69	172	KIM Jihoon	KOR	5.500	7.400		12.900
70	103	GUO Weiyang	CHN	5.600	7.166	0.5	12.266

LEGEND

D Difficulty E Execution Pen Penalty Q Qualified for Floor Final Rx Reserve for Floor Final

Floor



Results
Résultats



Rank	Bib	Name	NOC Code	D Score	E Score	Pen	Total
1	248	GONZALEZ SEPULVEDA Enrique Tomas	CHI	7.000	9.433		16.433
2	205	VERNIAIEV Oleg	UKR	7.000	9.333		16.333
2	228	KASPIAROVICH Dzmitry	BLR	7.000	9.333		16.333
4	191	ABLYAZIN Denis	RUS	7.000	9.300		16.300
4	193	BELYAVSKIY David	RUS	7.000	9.300		16.300
4	214	MIKULAK Samuel	USA	7.000	9.300		16.300
7	203	RADIVILOV Igor	UKR	7.000	9.266		16.266
8	104	ZHANG Chenglong	CHN	7.000	9.233		16.233
8	175	YANG Hak Seon	KOR	7.000	9.233		16.233
10	134	THOMAS Kristian	GBR	7.000	9.300	0.1	16.200
10	251	SASAKI JUNIOR Sergio	BRA	6.600	9.600		16.200
12	102	FENG Zhe	CHN	7.000	9.100		16.100
12	132	PURVIS Daniel	GBR	6.600	9.500		16.100
14	185	KOCZI Flavius	ROU	7.000	9.166	0.1	16.066
15	135	WHITLOCK Max	GBR	6.600	9.433		16.033
15	164	UCHIMURA Kohei	JPN	6.600	9.533	0.1	16.033
17	113	GONZALEZ Fabian	ESP	6.600	9.400		16.000
17	115	MUNOZ Sergio	ESP	6.600	9.400		16.000
19	171	KIM Hee Hoon	KOR	6.600	9.366		15.966
20	112	GOMEZ FUERTES Javier	ESP	6.600	9.358		15.958
21	204	STEPKO Oleg	UKR	6.600	9.316		15.916
22	161	KATO Ryohei	JPN	6.600	9.300		15.900
22	211	DALTON Jacob	USA	7.000	9.200	0.3	15.900
24	111	BOTELLA PEREZ Isaac	ESP	6.600	9.266		15.866
25	142	HAMBUCHEN Fabian	GER	6.600	9.333	0.1	15.833
26	215	OROZCO John	USA	6.600	9.200		15.800
27	181	BATAGA Cristian Ioan	ROU	6.600	9.166		15.766
27	201	KUKSENKOV Mykola	UKR	6.200	9.566		15.766
29	162	TANAKA Kazuhito	JPN	6.200	9.550		15.750
30	141	BOY Philipp	GER	7.000	8.700		15.700
31	174	KIM Soo Myun	KOR	6.600	9.066		15.666
31	230	GORBACHEV Stepan	KAZ	6.200	9.466		15.666
33	153	MORANDI Matteo	ITA	6.600	9.033		15.633
34	155	POZZO Enrico	ITA	6.200	9.400		15.600
35	151	ANGIOLETTI Matteo	ITA	7.000	8.866	0.3	15.566
35	195	PAKHOMENKO Igor	RUS	6.600	9.066	0.1	15.566
37	131	OLDHAM Sam	GBR	6.200	9.333		15.533
37	222	SHATILOV Alexander	ISR	6.200	9.333		15.533
39	184	COTUNA Vlad Bogdan	ROU	6.200	9.300		15.500
39	213	LEYVA Danell	USA	6.200	9.300		15.500
39	227	JEFFERIS Joshua	AUS	6.200	9.300		15.500
42	125	TOMMASONE Cyril	FRA	6.200	9.266		15.466
42	237	ELSAHARTY Mohamed Sherif	EGY	6.200	9.266		15.466



Results
Résultats



Rank	Bib	Name	NOC Code	D Score	E Score	Pen	Total
42	256	GIRALDO LOPEZ Jorge Hugo	COL	6.200	9.266		15.466
45	182	BERBECAR Marius Daniel	ROU	6.600	8.933	0.1	15.433
45	240	SHIKHALIYEV Shakir	AZE	6.200	9.233		15.433
47	123	da SILVA Gael	FRA	6.600	9.066	0.3	15.366
48	165	YAMAMURO Koji	JPN	7.000	8.633	0.3	15.333
49	103	GUO Weiyang	CHN	6.200	9.100		15.300
50	254	VERBAEYS Jimmy	BEL	6.200	9.166	0.1	15.266
51	194	GARIBOV Emin	RUS	6.200	9.133	0.1	15.233
52	105	ZOU Kai	CHN	6.600	8.900	0.3	15.200
52	245	CAPELLI Claudio	SUI	6.600	8.900	0.3	15.200
54	253	CAESAR Quazi Syque	BAN	6.200	9.016	0.1	15.116
55	145	TOBA Andreas	GER	6.600	8.400		15.000
56	252	LEIMLEHNER Fabian	AUT	6.200	8.866	0.1	14.966
57	121	BENY Pierre Yves	FRA	6.600	8.433	0.1	14.933
57	154	OTTAVI Paolo	ITA	5.800	9.133		14.933
59	247	SHEK Wai Hung	HKG	6.600	8.400	0.1	14.900
59	258	KULESZA Roman	POL	6.200	8.700		14.900
61	144	NGUYEN Marcel	GER	6.600	8.575	0.3	14.875
62	242	KONECNY Martin	CZE	5.800	9.066		14.866
63	235	TREFILOVS Dmitrijs	LAT	5.400	9.333		14.733
64	173	KIM Seungil	KOR	6.200	8.433	0.1	14.533
65	231	ALMEIDA CAMPOS Manuel	POR	5.800	8.400		14.200
66	238	DAVTYAN Artur	ARM	6.200	8.266	0.3	14.166
67	236	BEHAN Kieran	IRL	5.800	8.233	0.1	13.933
68	221	ARONOVICH Felix	ISR	5.800	8.200	0.1	13.900

LEGEND

D Difficulty E Execution Pen Penalty Q Qualified for Vault Final Rx Reserve for Vault Final

Vault



Results
Résultats



Rank	Bib	Name	NOC Code	D Score	E Score	Pen	Total
1	163	TANAKA Yusuke	JPN	6.400	9.466		15.866 Q
2	162	TANAKA Kazuhito	JPN	6.700	9.025		15.725 Q
3	102	FENG Zhe	CHN	7.000	8.633		15.633 Q
4	194	GARIBOV Emin	RUS	6.500	9.100		15.600 Q
5	164	UCHIMURA Kohei	JPN	6.500	9.033		15.533
6	144	NGUYEN Marcel	GER	6.800	8.725		15.525 Q
7	226	TSOLAKIDIS Vasileios	GRE	6.500	8.966		15.466 Q
8	257	CORRAL BARRON Daniel	MEX	6.600	8.833		15.433 Q
9	104	ZHANG Chenglong	CHN	6.500	8.866		15.366 Q
9	124	SABOT Hamilton	FRA	6.500	8.866		15.366 Q
11	234	PIASECKY Samuel	SVK	6.400	8.958		15.358 R1
12	213	LEYVA Danell	USA	6.600	8.733		15.333 R2
13	214	MIKULAK Samuel	USA	6.200	9.116		15.316 R3
14	193	BELYAVSKIY David	RUS	6.400	8.900		15.300
15	142	HAMBUCHEN Fabian	GER	6.500	8.800		15.300
16	182	BERBECAR Marius Daniel	ROU	6.600	8.633		15.233
17	251	SASAKI JUNIOR Sergio	BRA	6.200	9.000		15.200
18	243	ZONDERLAND Epke	NED	6.400	8.733		15.133
19	233	PHAM Phuoc Hung	VIE	6.800	8.333		15.133
20	125	TOMMASONE Cyril	FRA	6.200	8.900		15.100
21	112	GOMEZ FUERTES Javier	ESP	6.000	9.066		15.066
22	201	KUKSENKOV Mykola	UKR	6.500	8.566		15.066
23	141	BOY Philipp	GER	6.200	8.733		14.933
24	122	CUCHERAT Yann	FRA	6.200	8.700		14.900
25	184	COTUNA Vlad Bogdan	ROU	6.500	8.366		14.866
26	192	BALANDIN Aleksandr	RUS	6.100	8.666		14.766
27	253	CAESAR Quazi Syque	BAN	6.200	8.566		14.766
28	183	BUIDOSO Ovidiu	ROU	6.000	8.733		14.733
29	114	LOPEZ Ruben	ESP	6.100	8.633		14.733
30	132	PURVIS Daniel	GBR	6.400	8.333		14.733
31	222	SHATILOV Alexander	ISR	5.700	9.000		14.700
32	121	BENY Pierre Yves	FRA	6.000	8.700		14.700
33	174	KIM Soo Myun	KOR	6.100	8.600		14.700
34	258	KULESZA Roman	POL	6.200	8.500		14.700
35	131	OLDHAM Sam	GBR	6.100	8.566		14.666
36	143	KRIMMER Sebastian	GER	6.200	8.433		14.633
37	134	THOMAS Kristian	GBR	5.800	8.825		14.625
38	245	CAPELLI Claudio	SUI	6.100	8.500		14.600
39	227	JEFFERIS Joshua	AUS	6.500	8.066		14.566
40	205	VERNIAIEV Oleg	UKR	6.900	7.666		14.566
41	215	OROZCO John	USA	6.200	8.333		14.533
42	254	VERBAEYS Jimmy	BEL	6.300	8.233		14.533
43	153	MORANDI Matteo	ITA	5.600	8.900		14.500



Results
Résultats



Rank	Bib	Name	NOC Code	D Score	E Score	Pen	Total
44	154	OTTAVI Paolo	ITA	5.700	8.800		14.500
45	231	ALMEIDA CAMPOS Manuel	POR	5.800	8.600		14.400
46	155	POZZO Enrico	ITA	5.700	8.666		14.366
47	238	DAVTYAN Artur	ARM	4.900	9.333		14.233
48	221	ARONOVICH Felix	ISR	5.900	8.333		14.233
49	252	LEIMLEHNER Fabian	AUT	5.500	8.700		14.200
50	165	YAMAMURO Koji	JPN	6.200	8.000		14.200
51	202	NAKONECHNYI Vitalii	UKR	5.600	8.533		14.133
52	173	KIM Seungil	KOR	5.600	8.433		14.033
53	103	GUO Weiyang	CHN	6.700	7.266		13.966
54	135	WHITLOCK Max	GBR	5.700	8.200		13.900
55	115	MUNOZ Sergio	ESP	5.100	8.733		13.833
56	152	BUSNARI Alberto	ITA	5.100	8.666		13.766
57	242	KONECNY Martin	CZE	5.200	8.533		13.733
58	171	KIM Hee Hoon	KOR	5.200	8.500		13.700
59	240	SHIKHALIYEV Shakir	AZE	5.000	8.666		13.666
60	256	GIRALDO LOPEZ Jorge Hugo	COL	6.100	7.533		13.633
61	235	TREFILOVS Dmitrijs	LAT	4.900	8.633		13.533
62	185	KOCZI Flavius	ROU	5.900	7.600		13.500
63	230	GORBACHEV Stepan	KAZ	5.400	8.033		13.433
64	225	MARAS Vlasios	GRE	4.800	8.600		13.400
65	237	ELSAHARTY Mohamed Sherif	EGY	5.600	7.800		13.400
66	204	STEPKO Oleg	UKR	6.700	6.666		13.366
67	113	GONZALEZ Fabian	ESP	5.600	7.733		13.333
68	212	HORTON Jonathan	USA	6.100	7.033		13.133
69	101	CHEN Yibing	CHN	3.900	9.000		12.900
70	175	YANG Hak Seon	KOR	5.000	6.966		11.966
71	191	ABLYAZIN Denis	RUS	0.000	0.000		0.000

LEGEND

D Difficulty E Execution Pen Penalty Q Qualified for Parallel Bars Final Rx Reserve for Parallel Bars Final



Parallel Bars



Results
Résultats



Rank	Bib	Name	NOC Code	D Score	E Score	Pen	Total
1	243	ZONDERLAND Epke	NED	7.500	8.466		15.966 Q
2	104	ZHANG Chenglong	CHN	7.500	8.433		15.933 Q
3	213	LEYVA Danell	USA	7.200	8.666		15.866 Q
4	142	HAMBUCHEN Fabian	GER	7.000	8.633		15.633 Q
5	212	HORTON Jonathan	USA	6.800	8.766		15.566 Q
6	194	GARIBOV Emin	RUS	7.300	8.266		15.566 Q
7	105	ZOU Kai	CHN	7.400	8.133		15.533 Q
8	172	KIM Jihoon	KOR	7.300	8.200		15.500 Q
9	134	THOMAS Kristian	GBR	6.500	8.866		15.366 R1
10	215	OROZCO John	USA	6.700	8.566		15.266
11	131	OLDHAM Sam	GBR	6.700	8.400		15.100 R2
12	222	SHATILOV Alexander	ISR	6.300	8.700		15.000 R3
13	113	GONZALEZ Fabian	ESP	6.700	8.300		15.000
14	102	FENG Zhe	CHN	6.900	8.100		15.000
15	144	NGUYEN Marcel	GER	7.000	8.000		15.000
16	164	UCHIMURA Kohei	JPN	7.200	7.800		15.000
17	123	da SILVA Gael	FRA	6.400	8.566		14.966
18	103	GUO Weiyang	CHN	6.800	8.133		14.933
19	193	BELYAVSKIY David	RUS	6.100	8.766		14.866
20	124	SABOT Hamilton	FRA	6.300	8.566		14.866
21	202	NAKONECHNYI Vitalii	UKR	6.400	8.400		14.800
22	245	CAPELLI Claudio	SUI	6.300	8.466		14.766
23	132	PURVIS Daniel	GBR	6.100	8.633		14.733
24	258	KULESZA Roman	POL	6.700	8.033		14.733
25	201	KUKSENKOV Mykola	UKR	6.900	7.766		14.666
26	143	KRIMMER Sebastian	GER	6.400	8.200		14.600
27	112	GOMEZ FUERTES Javier	ESP	5.900	8.633		14.533
28	251	SASAKI JUNIOR Sergio	BRA	6.600	7.933		14.533
29	155	POZZO Enrico	ITA	6.000	8.500		14.500
30	162	TANAKA Kazuhito	JPN	6.700	7.700		14.400
31	122	CUCHERAT Yann	FRA	6.000	8.366		14.366
32	165	YAMAMURO Koji	JPN	6.400	7.966		14.366
33	254	VERBAEYS Jimmy	BEL	5.900	8.433		14.333
34	114	LOPEZ Ruben	ESP	5.900	8.400		14.300
35	225	MARAS Vlasios	GRE	7.000	7.300		14.300
36	163	TANAKA Yusuke	JPN	6.500	7.700		14.200
37	125	TOMMASONE Cyril	FRA	5.500	8.633		14.133
38	242	KONECNY Martin	CZE	6.900	7.200		14.100
39	154	OTTAVI Paolo	ITA	5.800	8.266		14.066
40	183	BUIDOSO Ovidiu	ROU	6.000	8.066		14.066
41	205	VERNIAIEV Oleg	UKR	6.300	7.766		14.066
42	235	TREFILOVS Dmitrijs	LAT	5.800	8.233		14.033
43	214	MIKULAK Samuel	USA	6.600	7.433		14.033



Results
Résultats



Rank	Bib	Name	NOC Code	D Score	E Score	Pen	Total
44	195	PAKHOMENKO Igor	RUS	6.500	7.500		14.000
45	174	KIM Soo Myun	KOR	6.300	7.633		13.933
46	255	GAFUIK Nathan	CAN	6.600	7.266		13.866
47	141	BOY Philipp	GER	6.800	7.000		13.800
48	227	JEFFERIS Joshua	AUS	5.600	8.166		13.766
49	191	ABLYAZIN Denis	RUS	5.700	8.033		13.733
50	253	CAESAR Quazi Syque	BAN	5.400	8.300		13.700
51	182	BERBECAR Marius Daniel	ROU	5.500	8.200		13.700
52	237	ELSAHARTY Mohamed Sherif	EGY	5.600	8.066		13.666
53	230	GORBACHEV Stepan	KAZ	5.900	7.766		13.666
54	252	LEIMLEHNER Fabian	AUT	5.900	7.633		13.533
55	247	SHEK Wai Hung	HKG	6.400	7.133		13.533
56	221	ARONOVICH Felix	ISR	5.500	8.000		13.500
57	256	GIRALDO LOPEZ Jorge Hugo	COL	5.600	7.900		13.500
58	184	COTUNA Vlad Bogdan	ROU	6.300	7.191		13.491
59	204	STEPKO Oleg	UKR	5.600	7.866		13.466
60	238	DAVTYAN Artur	ARM	4.400	8.966		13.366
61	115	MUNOZ Sergio	ESP	5.700	7.566		13.266
62	173	KIM Seungil	KOR	5.600	7.633		13.233
63	231	ALMEIDA CAMPOS Manuel	POR	6.100	7.100		13.200
64	133	SMITH Louis	GBR	5.000	8.033		13.033
65	234	PIASECKY Samuel	SVK	5.500	7.166		12.666
66	185	KOCZI Flavius	ROU	4.800	7.833		12.633
67	152	BUSNARI Alberto	ITA	5.000	7.100		12.100
68	175	YANG Hak Seon	KOR	4.000	7.233		11.233
69	240	SHIKHALIYEV Shakir	AZE	4.800	5.833		10.633
70	153	MORANDI Matteo	ITA	0.000	0.000		0.000

LEGEND

D Difficulty E Execution Pen Penalty Q Qualified for Horizontal Bar Final Rx Reserve for Horizontal Bar Final



Horizontal Bar



Results
Résultats



Rank	Bib	Name	NOC Code	D Score	E Score	Pen	Total
1	101	CHEN Yibing	CHN	6.800	9.058		15.858 Q
2	153	MORANDI Matteo	ITA	6.800	8.966		15.766 Q
3	192	BALANDIN Aleksandr	RUS	6.700	8.966		15.666 Q
4	250	NABARRETE ZANETTI Arthur	BRA	6.500	9.116		15.616 Q
5	191	ABLYAZIN Denis	RUS	6.600	8.900		15.500 Q
6	244	RAMOS Tommy	PUR	6.800	8.700		15.500 Q
7	239	MOLINARI Federico	ARG	6.700	8.633		15.333 Q
8	229	IOVTCHEV Iordan	BUL	6.600	8.708		15.308 Q
9	203	RADIVILOV Igor	UKR	6.800	8.500		15.300 R1
10	212	HORTON Jonathan	USA	6.700	8.466		15.166 R2
11	162	TANAKA Kazuhito	JPN	6.000	9.100		15.100 R3
12	211	DALTON Jacob	USA	6.200	8.900		15.100
13	144	NGUYEN Marcel	GER	6.400	8.700		15.100
14	215	OROZCO John	USA	6.300	8.766		15.066
15	151	ANGIOLETTI Matteo	ITA	6.400	8.666		15.066
16	132	PURVIS Daniel	GBR	6.100	8.933		15.033
17	163	TANAKA Yusuke	JPN	6.200	8.833		15.033
18	201	KUKSENKOV Mykola	UKR	6.300	8.700		15.000
19	164	UCHIMURA Kohei	JPN	6.500	8.466		14.966
20	256	GIRALDO LOPEZ Jorge Hugo	COL	6.300	8.633		14.933
21	145	TOBA Andreas	GER	6.300	8.600		14.900
22	114	LOPEZ Ruben	ESP	6.400	8.500		14.900
23	165	YAMAMURO Koji	JPN	6.800	8.100		14.900
24	102	FENG Zhe	CHN	6.300	8.566		14.866
24	154	OTTAVI Paolo	ITA	6.300	8.566		14.866
26	204	STEPKO Oleg	UKR	6.400	8.466		14.866
27	181	BATAGA Cristian Ioan	ROU	6.100	8.733		14.833
28	142	HAMBUCHEN Fabian	GER	5.900	8.866		14.766
29	251	SASAKI JUNIOR Sergio	BRA	5.700	8.933		14.633
30	194	GARIBOV Emin	RUS	5.800	8.833		14.633
31	131	OLDHAM Sam	GBR	5.900	8.700		14.600
31	213	LEYVA Danell	USA	5.900	8.700		14.600
33	185	KOCZI Flavius	ROU	6.100	8.500		14.600
34	205	VERNIAIEV Oleg	UKR	6.300	8.300		14.600
35	134	THOMAS Kristian	GBR	5.800	8.766		14.566
36	124	SABOT Hamilton	FRA	5.700	8.833		14.533
37	227	JEFFERIS Joshua	AUS	6.300	8.233		14.533
38	182	BERBECAR Marius Daniel	ROU	5.900	8.566		14.466
39	231	ALMEIDA CAMPOS Manuel	POR	5.800	8.633		14.433
40	233	PHAM Phuoc Hung	VIE	6.800	7.633		14.433
41	184	COTUNA Vlad Bogdan	ROU	5.600	8.800		14.400
42	103	GUO Weiyang	CHN	6.400	8.000		14.400
43	193	BELYAVSKIY David	RUS	5.700	8.666		14.366



Results
Résultats



Rank	Bib	Name	NOC Code	D Score	E Score	Pen	Total
44	123	da SILVA Gael	FRA	6.000	8.366		14.366
45	121	BENY Pierre Yves	FRA	6.000	8.266		14.266
46	125	TOMMASONI Cyril	FRA	5.500	8.666		14.166
47	141	BOY Philipp	GER	5.700	8.466		14.166
48	171	KIM Hee Hoon	KOR	5.900	8.266		14.166
49	135	WHITLOCK Max	GBR	5.500	8.633		14.133
49	245	CAPELLI Claudio	SUI	5.500	8.633		14.133
51	221	ARONOVICH Felix	ISR	5.800	8.300		14.100
52	254	VERBAEYS Jimmy	BEL	5.500	8.566		14.066
53	113	GONZALEZ Fabian	ESP	5.300	8.733		14.033
53	155	POZZO Enrico	ITA	5.300	8.733		14.033
55	222	SHATILOV Alexander	ISR	5.400	8.633		14.033
56	115	MUNOZ Sergio	ESP	5.900	8.066		13.966
57	175	YANG Hak Seon	KOR	6.500	7.433		13.933
58	112	GOMEZ FUERTES Javier	ESP	6.200	7.700		13.900
59	174	KIM Soo Myun	KOR	5.600	8.233		13.833
60	252	LEIMLEHNER Fabian	AUT	5.500	8.133		13.633
61	237	ELSAHARTY Mohamed Sherif	EGY	5.500	8.066		13.566
62	230	GORBACHEV Stepan	KAZ	4.900	8.633		13.533
63	258	KULESZA Roman	POL	5.300	8.166		13.466
64	238	DAVTYAN Artur	ARM	4.800	8.600		13.400
65	240	SHIKHALIYEV Shakir	AZE	4.500	8.666		13.166
66	242	KONECNY Martin	CZE	5.200	7.966		13.166
67	235	TREFILOVS Dmitrijs	LAT	5.200	7.933		13.133
68	173	KIM Seungil	KOR	5.600	7.066		12.666

LEGEND

D Difficulty E Execution Pen Penalty Q Qualified for Rings Final Rx Reserve for Rings Final



Rings



Results
Résultats



Rank	Bib	Name	NOC Code	D Score	E Score	Pen	Total
1	133	SMITH Louis	GBR	6.900	8.900		15.800 Q
2	125	TOMMASONE Cyril	FRA	6.500	8.833		15.333 Q
3	224	HIDVEGI Vid	HUN	6.300	8.800		15.100 Q
4	152	BUSNARI Alberto	ITA	6.600	8.458		15.058 Q
5	223	BERKI Krisztian	HUN	6.400	8.633		15.033 Q
6	202	NAKONECHNYI Vitalii	UKR	6.300	8.633		14.933 Q
7	193	BELYAVSKIY David	RUS	6.300	8.600		14.900 Q
8	135	WHITLOCK Max	GBR	6.400	8.500		14.900 Q
9	201	KUKSENKOV Mykola	UKR	6.500	8.400		14.900 R1
10	213	LEYVA Danell	USA	6.100	8.766		14.866 R2
11	143	KRIMMER Sebastian	GER	6.200	8.633		14.833 R3
12	215	OROZCO John	USA	6.400	8.366		14.766
13	113	GONZALEZ Fabian	ESP	5.900	8.833		14.733
14	101	CHEN Yibing	CHN	6.300	8.166		14.466
15	165	YAMAMURO Koji	JPN	6.000	8.400		14.400
16	204	STEPKO Oleg	UKR	6.100	8.300		14.400
17	246	GUSCINAS Rokas	LTU	5.900	8.466		14.366
18	205	VERNIAIEV Oleg	UKR	6.200	8.166		14.366
19	195	PAKHOMENKO Igor	RUS	5.600	8.733		14.333
20	214	MIKULAK Samuel	USA	6.000	8.333		14.333
21	141	BOY Philipp	GER	6.100	8.233		14.333
21	161	KATO Ryohei	JPN	6.100	8.233		14.333
23	194	GARIBOV Emin	RUS	5.500	8.733		14.233
24	235	TREILOVS Dmitrijs	LAT	6.100	8.133		14.233
25	134	THOMAS Kristian	GBR	5.700	8.433		14.133
26	245	CAPELLI Claudio	SUI	5.800	8.333		14.133
27	222	SHATILOV Alexander	ISR	5.900	8.233		14.133
28	142	HAMBUCHEN Fabian	GER	5.600	8.500		14.100
29	251	SASAKI JUNIOR Sergio	BRA	5.600	8.433		14.033
30	124	SABOT Hamilton	FRA	5.800	8.233		14.033
31	115	MUNOZ Sergio	ESP	5.800	8.200		14.000
32	241	UDE Filip	CRO	6.200	7.733		13.933
33	144	NGUYEN Marcel	GER	5.400	8.500		13.900
33	238	DAVTYAN Artur	ARM	5.400	8.500		13.900
35	112	GOMEZ FUERTES Javier	ESP	5.600	8.233		13.833
36	183	BUIDOSO Ovidiu	ROU	5.700	8.066		13.766
37	230	GORBACHEV Stepan	KAZ	5.100	8.633		13.733
38	192	BALANDIN Aleksandr	RUS	5.400	8.333		13.733
39	154	OTTAVI Paolo	ITA	5.300	8.400		13.700
40	155	POZZO Enrico	ITA	5.400	8.233		13.633
41	121	BENY Pierre Yves	FRA	5.500	8.066		13.566
42	227	JEFFERIS Joshua	AUS	5.200	8.233		13.433
43	174	KIM Soo Myun	KOR	5.400	8.033		13.433



Results
Résultats



Rank	Bib	Name	NOC Code	D Score	E Score	Pen	Total
44	221	ARONOVICH Felix	ISR	5.800	7.633		13.433
45	132	PURVIS Daniel	GBR	5.900	7.500		13.400
46	185	KOCZI Flavius	ROU	6.000	7.400		13.400
47	103	GUO Weiyang	CHN	6.300	6.966		13.266
48	104	ZHANG Chenglong	CHN	5.700	7.433		13.133
49	172	KIM Jihoon	KOR	5.100	8.000		13.100
50	258	KULESZA Roman	POL	4.800	8.166		12.966
51	111	BOTELLA PEREZ Isaac	ESP	5.300	7.600		12.900
51	242	KONECNY Martin	CZE	5.300	7.600		12.900
53	240	SHIKHALIYEV Shakir	AZE	5.100	7.766		12.866
54	182	BERBECAR Marius Daniel	ROU	5.400	7.333		12.733
55	181	BATAGA Cristian Ioan	ROU	5.100	7.600		12.700
56	212	HORTON Jonathan	USA	5.300	7.400		12.700
57	237	ELSAHARTY Mohamed Sherif	EGY	5.300	7.300		12.600
58	105	ZOU Kai	CHN	5.600	6.933		12.533
59	231	ALMEIDA CAMPOS Manuel	POR	4.500	8.000		12.500
60	164	UCHIMURA Kohei	JPN	5.400	7.066		12.466
61	257	CORRAL BARRON Daniel	MEX	5.900	6.433		12.333
62	162	TANAKA Kazuhito	JPN	5.800	6.400		12.200
63	256	GIRALDO LOPEZ Jorge Hugo	COL	5.200	6.966		12.166
64	173	KIM Seungil	KOR	4.700	7.433		12.133
65	252	LEIMLEHNER Fabian	AUT	4.100	8.000		12.100
66	171	KIM Hee Hoon	KOR	4.400	7.700		12.100
67	254	VERBAEYS Jimmy	BEL	4.800	6.066		10.866
68	247	SHEK Wai Hung	HKG	4.500	6.333		10.833
69	153	MORANDI Matteo	ITA	0.000	0.000		0.000

LEGEND

D Difficulty E Execution Pen Penalty Q Qualified for Pommel Horse Final Rx Reserve for Pommel Horse Final



Pommel Horse



Results
Résultats



Rank	Bib	Name	NOC Code	Vault	D Score	E Score	Pen	Vault Score	Total
1	191	ABLYAZIN Denis	RUS	1	7.000	9.300		16.300	16.366 Q
				2	7.200	9.233		16.433	
2	175	YANG Hak Seon	KOR	1	7.000	9.233		16.233	16.333 Q
				2	7.000	9.433		16.433	
3	248	GONZALEZ SEPULVEDA Enrique Tomas	CHI	1	7.000	9.433		16.433	16.149 Q
				2	6.600	9.366	0.1	15.866	
4	214	MIKULAK Samuel	USA	1	7.000	9.300		16.300	16.083 Q
				2	6.600	9.266		15.866	
5	134	THOMAS Kristian	GBR	1	7.000	9.300	0.1	16.200	15.983 Q
				2	6.600	9.166		15.766	
6	185	KOCZI Flavius	ROU	1	7.000	9.166	0.1	16.066	15.949 Q
				2	7.000	8.933	0.1	15.833	
7	111	BOTELLA PEREZ Isaac	ESP	1	6.600	9.266		15.866	15.833 Q
				2	6.600	9.200		15.800	
8	203	RADIVILOV Igor	UKR	1	7.000	9.266		16.266	15.799 Q
				2	7.000	8.633	0.3	15.333	
9	228	KASPIAROVICH Dzmitry	BLR	1	7.000	9.333		16.333	15.666 R1
				2	7.000	8.300	0.3	15.000	
10	151	ANGIOLETTI Matteo	ITA	1	7.000	8.866	0.3	15.566	15.583 R2
				2	6.600	9.000		15.600	
11	205	VERNIAIEV Oleg	UKR	1	7.000	9.333		16.333	15.549 R3
				2	6.600	8.466	0.3	14.766	
12	237	ELSAHARTY Mohamed Sherif	EGY	1	6.200	9.266		15.466	15.483
				2	6.200	9.300		15.500	
13	247	SHEK Wai Hung	HKG	1	6.600	8.400	0.1	14.900	15.466
				2	7.000	9.033		16.033	
14	211	DALTON Jacob	USA	1	7.000	9.200	0.3	15.900	15.333
				2	6.600	8.266	0.1	14.766	
15	238	DAVTYAN Artur	ARM	1	6.200	8.266	0.3	14.166	14.833
				2	6.200	9.300		15.500	
16	174	KIM Soo Myun	KOR	1	6.600	9.066		15.666	14.412
				2	4.200	8.958		13.158	
17	165	YAMAMURO Koji	JPN	1	7.000	8.633	0.3	15.333	14.266
				2	4.200	9.000		13.200	

LEGEND

D Difficulty E Execution Pen Penalty Q Qualified for Vault Final Rx Reserve for Vault Final

Vault



Individual Judges Scores
Scores individuels des juges



Rank	Bib	Name	NOC Code	Time	D Score	Execution Jury (E)										Penalty L / T / O	Total
						E1	E2	E3	E4	E5	E Jury Score	ER1 Score	ER2 Score	ER Score	E Score		
1	105	ZOU Kai	CHN	1:10	6.900	9.1	8.9	9.0	8.9	8.8	8.933	9.0	9.1	9.050	8.933		15.833
2	164	UCHIMURA Kohei	JPN	1:06	6.700	9.1	8.9	9.0	9.1	9.1	9.066	9.0	9.0	9.000	9.066		15.766
3	185	KOCZI Flavius	ROU	1:09	6.700	9.1	8.9	9.0	8.9	9.0	8.966	8.6	9.1	8.850	8.966		15.666
4	211	DALTON Jacob	USA	1:03	6.600	9.1	8.9	9.1	9.0	9.0	9.033	9.1	9.2	9.150	9.033		15.633
4	222	SHATILOV Alexander	ISR	1:06	6.600	9.0	9.1	8.9	9.0	9.1	9.033	9.1	8.8	8.950	9.033		15.633
6	248	GONZALEZ SEPULVEDA Enrique Tomas	CHI	1:07	6.500	9.3	8.9	9.0	9.1	9.0	9.033	8.9	9.1	9.000	9.033		15.533
7	144	NGUYEN Marcel	GER	1:06	6.500	9.2	8.6	9.0	8.8	9.0	8.933	9.1	9.0	9.050	8.933		15.433
8	191	ABLYAZIN Denis	RUS	1:09	6.900	8.9	8.9	8.4	9.2	8.7	8.833	8.7	9.0	8.850	8.833	.3 / .0 / .0	15.433
9	161	KATO Ryohei	JPN	1:07	6.600	8.8	8.9	8.9	8.8	8.8	8.833	8.6	8.9	8.750	8.833		15.433
10	123	da SILVA Gael	FRA	1:08	6.500	9.2	8.9	9.0	8.7	8.8	8.900	9.0	8.7	8.850	8.900		15.400
11	134	THOMAS Kristian	GBR	1:08	6.300	9.3	8.9	9.1	9.1	9.0	9.066	9.1	9.1	9.100	9.066		15.366
12	214	MIKULAK Samuel	USA	1:08	6.600	8.8	8.8	8.6	9.1	8.7	8.766	8.9	8.8	8.850	8.766		15.366
13	113	GONZALEZ Fabian	ESP	1:01	6.300	9.0	8.8	9.0	8.9	9.0	8.966	8.8	9.1	8.950	8.966		15.266
14	135	WHITLOCK Max	GBR	1:02	6.500	8.9	8.7	8.7	9.0	8.5	8.766	8.6	8.9	8.750	8.766		15.266
15	132	PURVIS Daniel	GBR	1:06	6.500	8.8	8.6	8.7	8.7	8.7	8.700	8.7	8.8	8.750	8.700		15.200
16	215	OROZCO John	USA	1:07	6.100	9.1	8.8	9.2	9.2	8.9	9.066	9.0	9.1	9.050	9.066		15.166
17	142	HAMBUCHEN Fabian	GER	1:03	6.100	9.2	8.9	8.8	9.0	9.2	9.033	9.1	9.0	9.050	9.033		15.133
18	193	BELYAVSKIY David	RUS	1:07	6.200	9.0	9.0	9.0	9.1	9.0	9.000	8.8	9.0	8.900	9.000	.1 / .0 / .0	15.100
19	213	LEYVA Danell	USA	1:11	6.300	8.9	8.9	8.9	9.0	8.6	8.900	8.8	8.8	8.800	8.900	.0 / .1 / .0	15.100
20	204	STEPKO Oleg	UKR	1:07	6.200	8.8	8.8	8.9	8.8	8.9	8.833	8.7	8.8	8.750	8.833		15.033
21	205	VERNIAIEV Oleg	UKR	1:04	6.500	8.2	8.7	8.5	8.7	8.8	8.633	8.4	8.7	8.550	8.633	.1 / .0 / .0	15.033
22	184	COTUNA Vlad Bogdan	ROU	1:07	6.400	8.7	9.0	8.7	8.8	8.6	8.733	8.4	8.6	8.500	* 8.616		* 15.016
23	112	GOMEZ FUERTES Javier	ESP	1:06	5.900	8.8	9.0	8.9	9.0	8.9	8.933	9.0	9.0	9.000	8.933		14.833
24	155	POZZO Enrico	ITA	1:06	5.900	9.0	8.7	8.7	8.9	9.0	8.866	9.0	9.0	9.000	8.866		14.766



Individual Judges Scores
Scores individuels des juges



Rank	Bib	Name	NOC Code	Time	D Score	Execution Jury (E)										Penalty	Total
						E1	E2	E3	E4	E5	E Jury Score	ER1 Score	ER2 Score	ER Score	E Score	L / T / O	
25	245	CAPELLI Claudio	SUI	1:00	6.000	8.6	8.7	8.8	8.8	8.8	8.766	8.5	8.8	8.650	8.766		14.766
26	141	BOY Philipp	GER	1:05	6.200	8.4	8.6	8.2	8.9	8.7	8.566	8.4	8.8	8.600	8.566		14.766
27	174	KIM Soo Myun	KOR	1:09	6.600	8.2	8.1	8.2	7.9	8.4	8.166	8.1	8.5	8.300	8.166		14.766
28	131	OLDHAM Sam	GBR	1:04	6.300	8.9	8.3	8.4	8.6	8.5	8.500	8.7	8.3	8.500	8.500	.1 / .0 / .0	14.700
29	181	BATAGA Cristian Ioan	ROU	1:06	5.800	8.9	8.5	8.9	8.8	9.0	8.866	8.7	8.9	8.800	8.866		14.666
29	253	CAESAR Quazi Syque	BAN	1:00	5.800	8.7	8.6	8.9	9.0	9.0	8.866	8.7	8.7	8.700	8.866		14.666
31	104	ZHANG Chenglong	CHN	1:09	6.500	8.5	8.1	8.2	8.2	8.1	8.166	8.1	8.3	8.200	8.166		14.666
32	115	MUNOZ Sergio	ESP	1:08	5.900	8.9	8.6	8.6	9.0	8.6	8.700	8.7	8.5	8.600	8.700		14.600
33	240	SHIKHALIYEV Shakir	AZE	1:09	6.100	8.6	8.2	8.2	8.7	8.8	8.500	8.6	8.5	8.550	8.500		14.600
34	194	GARIBOV Emin	RUS	1:08	5.700	8.9	8.9	9.0	8.6	9.0	8.933	9.1	8.8	8.950	8.933	.1 / .0 / .0	14.533
34	201	KUKSENKOV Mykola	UKR	1:11	5.700	9.2	8.9	9.0	8.8	8.9	8.933	8.8	8.9	8.850	8.933	.0 / .1 / .0	14.533
36	251	SASAKI JUNIOR Sergio	BRA	1:05	5.700	8.8	8.7	9.0	8.7	9.1	8.833	9.1	8.8	8.950	8.833		14.533
37	125	TOMMASONE Cyril	FRA	1:09	5.800	8.8	8.7	8.8	8.8	9.0	8.800	8.9	8.9	8.900	8.800	.1 / .0 / .0	14.500
38	254	VERBAEYS Jimmy	BEL	1:08	6.000	8.8	8.4	8.2	8.8	8.3	8.500	8.4	8.7	8.550	8.500		14.500
39	121	BENY Pierre Yves	FRA	1:08	5.400	9.0	8.7	9.0	9.1	9.1	9.033	8.9	9.1	9.000	9.033		14.433
40	102	FENG Zhe	CHN		6.000	8.5	8.7	8.1	8.8	8.4	8.533	8.4	8.6	8.500	8.533	.0 / .1 / .0	14.433
41	165	YAMAMURO Koji	JPN	1:08	6.200	8.2	8.3	8.1	8.2	8.5	8.233	8.0	8.1	8.050	8.233		14.433
42	183	BUIDOSO Ovidiu	ROU	1:06	5.900	8.0	8.7	8.4	8.7	8.3	8.466	8.3	8.2	8.250	8.466		14.366
43	154	OTTAVI Paolo	ITA	1:08	5.600	8.7	8.6	8.7	8.7	8.5	8.666	8.7	8.3	8.500	8.666		14.266
44	242	KONECNY Martin	CZE	1:05	5.800	8.6	8.5	8.4	8.5	8.4	8.466	8.4	8.5	8.450	8.466		14.266
45	231	ALMEIDA CAMPOS Manuel	POR	1:09	5.600	8.7	8.5	8.6	8.6	8.5	8.566	8.6	8.5	8.550	8.566		14.166
46	153	MORANDI Matteo	ITA	1:07	5.200	8.7	8.8	9.1	9.2	8.9	8.933	8.9	9.1	9.000	8.933		14.133
47	202	NAKONECHNYI Vitalii	UKR	1:10	5.700	8.4	8.4	8.3	8.3	8.7	8.366	8.5	8.2	8.350	8.366		14.066
48	195	PAKHOMENKO Igor	RUS	1:10	6.200	7.5	7.7	8.1	7.9	8.0	7.866	8.0	8.3	8.150	7.866		14.066



Individual Judges Scores
Scores individuels des juges



Rank	Bib	Name	NOC Code	Time	D Score	Execution Jury (E)										Penalty	Total
						E1	E2	E3	E4	E5	E Jury Score	ER1 Score	ER2 Score	ER Score	E Score	L / T / O	
49	175	YANG Hak Seon	KOR	1:08	6.400	7.7	7.5	7.3	8.2	7.8	7.666	7.9	7.8	7.850	7.666		14.066
50	151	ANGIOLETTI Matteo	ITA	1:06	5.500	8.4	8.5	8.7	8.5	8.6	8.533	8.4	8.7	8.550	8.533		14.033
51	221	ARONOVICH Felix	ISR	1:08	5.600	8.3	8.6	8.3	8.7	8.4	8.433	8.1	8.7	8.400	8.433		14.033
52	111	BOTELLA PEREZ Isaac	ESP	1:10	6.500	7.6	7.5	7.5	7.4	7.7	7.533	7.5	7.6	7.550	7.533		14.033
53	236	BEHAN Kieran	IRL	1:10	6.400	7.8	7.4	7.6	7.4	7.7	7.566	7.5	7.3	7.400	7.566		13.966
54	258	KULESZA Roman	POL	1:03	5.200	8.9	8.7	8.6	8.4	9.0	8.733	8.8	8.8	8.800	8.733		13.933
55	230	GORBACHEV Stepan	KAZ	1:10	5.800	8.1	8.7	8.5	8.9	8.9	8.700	8.2	8.7	8.450	8.700	.6 / .0 / .0	13.900
56	237	ELSAHARTY Mohamed Sherif	EGY	1:02	5.500	8.6	8.5	8.3	8.7	8.4	8.500	8.5	8.2	8.350	8.500	.1 / .0 / .0	13.900
57	238	DAVTYAN Artur	ARM	0:57	4.900	8.6	8.8	9.1	8.9	9.0	8.900	8.7	9.0	8.850	8.900		13.800
58	227	JEFFERIS Joshua	AUS	1:07	5.500	8.5	8.7	8.6	8.4	8.8	8.600	8.6	8.6	8.600	8.600	.3 / .0 / .0	13.800
59	249	HYPOLITO Diego	BRA	1:04	6.000	7.8	7.6	7.6	8.0	7.9	7.766	7.7	7.9	7.800	7.766		13.766
60	232	BOUALLEGUE Wajdi	TUN	1:10	6.400	8.0	7.6	8.2	8.1	8.1	8.066	7.7	7.4	7.550	* 7.808	.5 / .0 / .0	* 13.708
61	162	TANAKA Kazuhito	JPN	1:06	6.000	8.1	7.9	8.4	7.9	8.2	8.066	8.0	7.8	7.900	8.066	.4 / .0 / .0	13.666
62	239	MOLINARI Federico	ARG	0:55	4.500	9.0	8.9	8.9	8.9	9.1	8.933	8.8	8.7	8.750	8.933		13.433
63	247	SHEK Wai Hung	HKG	1:09	5.800	7.3	7.3	6.8	7.7	7.5	7.366	7.9	7.8	7.850	* 7.608		* 13.408
64	256	GIRALDO LOPEZ Jorge Hugo	COL	1:03	5.600	7.4	8.0	7.7	8.4	8.0	7.900	7.5	8.1	7.800	7.900	.1 / .0 / .0	13.400
65	145	TOBA Andreas	GER	1:09	5.700	7.1	7.6	7.6	7.3	7.4	7.433	7.7	6.9	7.300	7.433		13.133
66	252	LEIMLEHNER Fabian	AUT	1:09	5.300	7.2	7.7	7.7	7.7	7.6	7.666	7.7	7.9	7.800	7.666		12.966
67	171	KIM Hee Hoon	KOR	1:09	6.100	7.6	7.4	7.3	6.7	6.7	7.133	6.6	7.5	7.050	7.133	.3 / .0 / .0	12.933
68	235	TREFILOVS Dmitrijs	LAT	1:07	5.400	7.7	7.6	7.6	7.5	7.6	7.600	7.4	7.6	7.500	7.600	.1 / .0 / .0	12.900
69	172	KIM Jihoon	KOR	1:09	5.500	7.0	7.4	7.2	7.8	7.6	7.400	7.4	7.2	7.300	7.400		12.900
70	103	GUO Weiyang	CHN	1:17	5.600	7.0	7.1	7.2	7.2	7.2	7.166	7.5	6.7	7.100	7.166	.0 / .5 / .0	12.266



North Greenwich Arena
North Greenwich Arena

SAT 28 JUL 2012

Gymnastics Artistic
Gymnastique artistique

Men
Hommes

Qualification - Floor Exercise
Qualification - Exercices au sol



Individual Judges Scores
Scores individuels des juges



Rank	Bib	Name	NOC Code	Time	D Score	Execution Jury (E)									Penalty L / T / O	Total
						E1	E2	E3	E4	E5	E Jury Score	ER1 Score	ER2 Score	ER Score		

LEGEND

* Reference score applied **D** Difficulty **E** Execution **Ex** Execution Judges (x=1-5) **ER** Execution Reference **ERx** Execution Reference Judges (x=1-2)
L Line **O** Other **Spec Ded** Specific apparatus deduction **T** Time

 Floor



Individual Judges Scores
Scores individuels des juges



Rank	Bib	Name	NOC Code	D Score	Execution Jury (E)										Penalty L / T / O	Total
					E1	E2	E3	E4	E5	E Jury Score	ER1 Score	ER2 Score	ER Score	E Score		
1	163	TANAKA Yusuke	JPN	6.400	9.5	9.4	9.1	9.5	9.5	9.466	9.5	9.3	9.400	9.466		15.866
2	162	TANAKA Kazuhito	JPN	6.700	8.9	8.9	8.6	9.0	8.9	8.900	9.2	9.1	9.150	* 9.025		* 15.725
3	102	FENG Zhe	CHN	7.000	9.0	8.5	8.6	8.6	8.7	8.633	8.8	8.5	8.650	8.633		15.633
4	194	GARIBOV Emin	RUS	6.500	9.1	9.2	8.9	9.0	9.3	9.100	8.7	9.1	8.900	9.100		15.600
5	164	UCHIMURA Kohei	JPN	6.500	9.1	8.9	9.0	9.2	9.0	9.033	9.3	9.0	9.150	9.033		15.533
6	144	NGUYEN Marcel	GER	6.800	8.6	8.6	8.6	8.6	8.7	8.600	8.7	9.0	8.850	* 8.725		* 15.525
7	226	TSOLAKIDIS Vasileios	GRE	6.500	9.0	8.9	9.3	9.0	8.9	8.966	9.0	8.8	8.900	8.966		15.466
8	257	CORRAL BARRON Daniel	MEX	6.600	8.7	8.9	8.9	8.8	8.8	8.833	8.6	8.8	8.700	8.833		15.433
9	104	ZHANG Chenglong	CHN	6.500	8.8	9.1	8.9	8.9	8.6	8.866	8.9	8.8	8.850	8.866		15.366
9	124	SABOT Hamilton	FRA	6.500	9.1	8.7	8.9	8.9	8.8	8.866	8.8	8.8	8.800	8.866		15.366
11	234	PIASECKY Samuel	SVK	6.400	8.8	9.0	8.8	9.3	8.8	8.866	9.1	9.0	9.050	* 8.958		* 15.358
12	213	LEYVA Danell	USA	6.600	8.7	8.8	8.7	9.0	8.7	8.733	8.5	8.9	8.700	8.733		15.333
13	214	MIKULAK Samuel	USA	6.200	9.0	9.0	9.0	9.1	9.1	9.033	9.2	9.2	9.200	* 9.116		* 15.316
14	193	BELYAVSKIY David	RUS	6.400	8.5	9.0	8.8	9.0	8.9	8.900	9.0	8.7	8.850	8.900		15.300
15	142	HAMBUCHEN Fabian	GER	6.500	8.8	8.9	8.7	8.7	9.0	8.800	8.8	8.9	8.850	8.800		15.300
16	182	BERBECAR Marius Daniel	ROU	6.600	8.8	8.6	8.7	8.6	8.4	8.633	8.7	8.9	8.800	8.633		15.233
17	251	SASAKI JUNIOR Sergio	BRA	6.200	9.0	9.0	8.9	9.0	9.0	9.000	9.0	9.1	9.050	9.000		15.200
18	243	ZONDERLAND Epke	NED	6.400	9.0	8.7	8.8	8.7	8.6	8.733	9.0	8.7	8.850	8.733		15.133
19	233	PHAM Phuoc Hung	VIE	6.800	8.5	8.0	8.7	8.5	7.5	8.333	8.1	8.6	8.350	8.333		15.133
20	125	TOMMASONE Cyril	FRA	6.200	8.6	9.0	8.9	9.2	8.8	8.900	9.0	8.8	8.900	8.900		15.100
21	112	GOMEZ FUERTES Javier	ESP	6.000	9.2	9.1	9.0	8.9	9.1	9.066	9.2	9.0	9.100	9.066		15.066
22	201	KUKSENKOV Mykola	UKR	6.500	8.6	8.9	8.6	8.5	8.3	8.566	8.5	8.6	8.550	8.566		15.066
23	141	BOY Philipp	GER	6.200	8.8	8.7	8.7	8.9	8.6	8.733	8.7	8.7	8.700	8.733		14.933
24	122	CUCHERAT Yann	FRA	6.200	8.7	8.8	8.6	8.6	9.1	8.700	9.0	8.7	8.850	8.700		14.900



Individual Judges Scores
Scores individuels des juges



Rank	Bib	Name	NOC Code	D Score	Execution Jury (E)										Penalty	Total
					E1	E2	E3	E4	E5	E Jury Score	ER1 Score	ER2 Score	ER Score	E Score	L / T / O	
25	184	COTUNA Vlad Bogdan	ROU	6.500	8.3	8.3	8.5	8.2	8.5	8.366	8.4	8.5	8.450	8.366		14.866
26	192	BALANDIN Aleksandr	RUS	6.100	8.6	8.8	8.4	8.9	8.6	8.666	8.7	8.5	8.600	8.666		14.766
27	253	CAESAR Quazi Syque	BAN	6.200	8.6	8.6	8.6	8.5	8.5	8.566	8.5	8.7	8.600	8.566		14.766
28	183	BUIDOSO Ovidiu	ROU	6.000	8.8	8.7	8.7	9.0	8.5	8.733	8.7	8.8	8.750	8.733		14.733
29	114	LOPEZ Ruben	ESP	6.100	8.9	8.5	8.8	8.5	8.6	8.633	8.7	8.9	8.800	8.633		14.733
30	132	PURVIS Daniel	GBR	6.400	8.1	8.2	8.5	8.7	8.3	8.333	8.1	8.2	8.150	8.333		14.733
31	222	SHATILOV Alexander	ISR	5.700	9.2	9.1	9.0	8.8	8.9	9.000	9.1	9.1	9.100	9.000		14.700
32	121	BENY Pierre Yves	FRA	6.000	8.8	8.6	8.3	8.8	8.7	8.700	8.7	8.6	8.650	8.700		14.700
33	174	KIM Soo Myun	KOR	6.100	8.6	8.6	8.9	8.6	8.4	8.600	8.3	8.6	8.450	8.600		14.700
34	258	KULESZA Roman	POL	6.200	8.6	8.5	8.3	8.6	8.4	8.500	8.8	8.5	8.650	8.500		14.700
35	131	OLDHAM Sam	GBR	6.100	8.6	8.7	8.7	8.3	8.4	8.566	8.6	8.3	8.450	8.566		14.666
36	143	KRIMMER Sebastian	GER	6.200	8.4	8.4	8.1	9.0	8.5	8.433	8.5	8.5	8.500	8.433		14.633
37	134	THOMAS Kristian	GBR	5.800	8.8	8.8	8.5	9.0	8.5	8.700	9.1	8.8	8.950	* 8.825		* 14.625
38	245	CAPELLI Claudio	SUI	6.100	8.3	8.7	8.6	8.5	8.4	8.500	8.2	8.7	8.450	8.500		14.600
39	227	JEFFERIS Joshua	AUS	6.500	7.8	8.1	8.0	8.2	8.1	8.066	7.8	8.3	8.050	8.066		14.566
40	205	VERNIAIEV Oleg	UKR	6.900	7.3	7.8	7.6	7.6	7.9	7.666	7.4	7.7	7.550	7.666		14.566
41	215	OROZCO John	USA	6.200	8.5	8.2	8.2	8.7	8.3	8.333	8.3	7.8	8.050	8.333		14.533
42	254	VERBAEYS Jimmy	BEL	6.300	7.9	7.8	8.3	8.6	8.0	8.066	8.3	8.5	8.400	* 8.233		* 14.533
43	153	MORANDI Matteo	ITA	5.600	8.6	9.0	8.8	9.1	8.9	8.900	8.6	9.0	8.800	8.900		14.500
44	154	OTTAVI Paolo	ITA	5.700	8.8	8.9	8.7	8.4	9.0	8.800	8.4	8.8	8.600	8.800		14.500
45	231	ALMEIDA CAMPOS Manuel	POR	5.800	8.9	8.5	8.6	8.5	8.7	8.600	8.7	8.9	8.800	8.600		14.400
46	155	POZZO Enrico	ITA	5.700	8.4	8.7	8.6	8.7	8.8	8.666	8.5	8.6	8.550	8.666		14.366
47	238	DAVTYAN Artur	ARM	4.900	9.5	9.4	9.0	9.2	9.4	9.333	9.6	9.3	9.450	9.333		14.233
48	221	ARONOVICH Felix	ISR	5.900	8.3	8.5	8.4	8.3	7.9	8.333	8.1	8.1	8.100	8.333		14.233



Individual Judges Scores
Scores individuels des juges



Rank	Bib	Name	NOC Code	D Score	Execution Jury (E)										Penalty	Total
					E1	E2	E3	E4	E5	E Jury Score	ER1 Score	ER2 Score	ER Score	E Score	L / T / O	
49	252	LEIMLEHNER Fabian	AUT	5.500	8.9	8.6	8.6	9.0	8.6	8.700	8.8	9.0	8.900	8.700		14.200
50	165	YAMAMURO Koji	JPN	6.200	8.1	8.0	8.1	7.6	7.9	8.000	7.8	7.8	7.800	8.000		14.200
51	202	NAKONECHNYI Vitalii	UKR	5.600	8.4	8.6	8.5	8.6	8.5	8.533	8.6	8.7	8.650	8.533		14.133
52	173	KIM Seungil	KOR	5.600	8.4	8.4	8.6	8.5	8.2	8.433	8.3	8.4	8.350	8.433		14.033
53	103	GUO Weiyang	CHN	6.700	7.3	7.2	7.9	7.3	6.6	7.266	7.1	7.1	7.100	7.266		13.966
54	135	WHITLOCK Max	GBR	5.700	8.0	8.3	8.1	8.2	8.3	8.200	8.1	8.2	8.150	8.200		13.900
55	115	MUNOZ Sergio	ESP	5.100	8.9	8.8	8.6	8.8	8.6	8.733	8.8	8.6	8.700	8.733		13.833
56	152	BUSNARI Alberto	ITA	5.100	8.7	8.6	8.5	8.8	8.7	8.666	8.7	8.7	8.700	8.666		13.766
57	242	KONECNY Martin	CZE	5.200	8.2	8.6	8.4	8.6	8.6	8.533	8.5	8.4	8.450	8.533		13.733
58	171	KIM Hee Hoon	KOR	5.200	8.4	8.6	8.9	8.2	8.5	8.500	8.5	8.5	8.500	8.500		13.700
59	240	SHIKHALIYEV Shakir	AZE	5.000	8.5	8.8	8.2	9.0	8.7	8.666	8.5	8.5	8.500	8.666		13.666
60	256	GIRALDO LOPEZ Jorge Hugo	COL	6.100	7.3	7.7	7.4	7.7	7.5	7.533	6.6	7.7	7.150	7.533		13.633
61	235	TREFILOVS Dmitrijs	LAT	4.900	9.0	8.8	8.6	8.5	8.4	8.633	8.6	8.8	8.700	8.633		13.533
62	185	KOCZI Flavius	ROU	5.900	7.7	7.8	7.5	7.3	7.6	7.600	7.5	7.5	7.500	7.600		13.500
63	230	GORBACHEV Stepan	KAZ	5.400	7.7	8.1	8.5	8.0	8.0	8.033	7.8	8.1	7.950	8.033		13.433
64	225	MARAS Vlasios	GRE	4.800	8.7	8.6	8.6	8.5	8.6	8.600	8.6	8.8	8.700	8.600		13.400
65	237	ELSAHARTY Mohamed Sherif	EGY	5.600	7.8	8.5	8.0	7.6	7.5	7.800	7.7	7.9	7.800	7.800		13.400
66	204	STEPKO Oleg	UKR	6.700	6.4	6.8	6.7	7.2	6.5	6.666	6.8	6.8	6.800	6.666		13.366
67	113	GONZALEZ Fabian	ESP	5.600	7.8	7.7	7.7	7.6	8.1	7.733	7.8	8.0	7.900	7.733		13.333
68	212	HORTON Jonathan	USA	6.100	7.0	7.1	7.3	7.0	6.8	7.033	7.1	7.3	7.200	7.033		13.133
69	101	CHEN Yibing	CHN	3.900	9.1	9.0	8.8	9.2	8.9	9.000	9.0	8.7	8.850	9.000		12.900
70	175	YANG Hak Seon	KOR	5.000	6.9	7.0	7.3	7.0	6.8	6.966	7.0	6.6	6.800	6.966		11.966
71	191	ABLYAZIN Denis	RUS	0.000	0.0	0.0	0.0	0.0	0.0	0.000	0.0	0.0	0.000	0.000		0.000



North Greenwich Arena
North Greenwich Arena

SAT 28 JUL 2012

Gymnastics Artistic
Gymnastique artistique

Men
Hommes

Qualification - Parallel Bars
Qualification - Barres parallèles



Individual Judges Scores
Scores individuels des juges



Rank	Bib	Name	NOC Code	D Score	Execution Jury (E)										Penalty L / T / O	Total
					E1	E2	E3	E4	E5	E Jury Score	ER1 Score	ER2 Score	ER Score	E Score		

LEGEND

* Reference score applied **D** Difficulty **E** Execution **Ex** Execution Judges (x=1-5) **ER** Execution Reference **ERx** Execution Reference Judges (x=1-2)
L Line **O** Other **Spec Ded** Specific apparatus deduction **T** Time

 Parallel Bars



Individual Judges Scores
Scores individuels des juges



Rank	Bib	Name	NOC Code	D Score	Execution Jury (E)										Penalty	Total
					E1	E2	E3	E4	E5	E Jury Score	ER1 Score	ER2 Score	ER Score	E Score	L / T / O	
1	243	ZONDERLAND Epke	NED	7.500	8.8	8.8	8.1	8.2	8.4	8.466	8.6	8.6	8.600	8.466		15.966
2	104	ZHANG Chenglong	CHN	7.500	8.3	8.5	8.3	8.8	8.5	8.433	8.7	8.5	8.600	8.433		15.933
3	213	LEYVA Danell	USA	7.200	9.0	8.6	8.5	8.5	8.9	8.666	8.7	8.5	8.600	8.666		15.866
4	142	HAMBUCHEN Fabian	GER	7.000	8.6	8.8	8.5	8.6	8.7	8.633	8.6	8.5	8.550	8.633		15.633
5	212	HORTON Jonathan	USA	6.800	8.5	9.1	8.9	8.7	8.7	8.766	8.9	8.6	8.750	8.766		15.566
6	194	GARIBOV Emin	RUS	7.300	8.1	8.2	8.6	8.2	8.4	8.266	8.4	8.3	8.350	8.266		15.566
7	105	ZOU Kai	CHN	7.400	8.1	8.2	8.1	8.4	7.9	8.133	8.2	8.5	8.350	8.133		15.533
8	172	KIM Jihoon	KOR	7.300	8.2	8.2	8.5	8.0	8.2	8.200	8.2	8.3	8.250	8.200		15.500
9	134	THOMAS Kristian	GBR	6.500	8.9	8.9	8.7	8.8	9.0	8.866	8.9	8.9	8.900	8.866		15.366
10	215	OROZCO John	USA	6.700	8.6	8.3	8.6	8.7	8.5	8.566	8.7	8.5	8.600	8.566		15.266
11	131	OLDHAM Sam	GBR	6.700	8.7	8.2	8.4	8.5	8.3	8.400	8.3	8.2	8.250	8.400		15.100
12	222	SHATILOV Alexander	ISR	6.300	8.5	9.0	8.7	8.7	8.7	8.700	8.7	8.3	8.500	8.700		15.000
13	113	GONZALEZ Fabian	ESP	6.700	8.2	8.4	8.3	8.7	8.2	8.300	8.1	8.3	8.200	8.300		15.000
14	102	FENG Zhe	CHN	6.900	8.0	8.9	7.7	8.4	7.9	8.100	8.4	8.3	8.350	8.100		15.000
15	144	NGUYEN Marcel	GER	7.000	8.1	7.9	8.0	7.8	8.1	8.000	7.9	7.7	7.800	8.000		15.000
16	164	UCHIMURA Kohei	JPN	7.200	7.7	7.9	8.0	7.7	7.8	7.800	7.9	8.1	8.000	7.800		15.000
17	123	da SILVA Gael	FRA	6.400	8.8	8.7	8.5	8.3	8.5	8.566	8.7	8.4	8.550	8.566		14.966
18	103	GUO Weiyang	CHN	6.800	8.2	8.0	8.0	8.2	8.2	8.133	8.5	8.2	8.350	8.133		14.933
19	193	BELYAVSKIY David	RUS	6.100	9.0	8.7	8.9	8.5	8.7	8.766	8.8	8.8	8.800	8.766		14.866
20	124	SABOT Hamilton	FRA	6.300	8.7	8.5	8.4	8.7	8.5	8.566	8.9	8.2	8.550	8.566		14.866
21	202	NAKONECHNYI Vitalii	UKR	6.400	8.6	8.4	8.3	8.1	8.5	8.400	8.0	8.3	8.150	8.400		14.800
22	245	CAPELLI Claudio	SUI	6.300	8.5	8.5	8.3	8.6	8.4	8.466	8.7	8.2	8.450	8.466		14.766
23	132	PURVIS Daniel	GBR	6.100	8.5	8.8	8.3	9.0	8.6	8.633	8.7	8.5	8.600	8.633		14.733
24	258	KULESZA Roman	POL	6.700	7.9	8.2	8.0	8.1	8.0	8.033	7.7	7.7	7.700	8.033		14.733



Individual Judges Scores
Scores individuels des juges



Rank	Bib	Name	NOC Code	D Score	Execution Jury (E)										Penalty	Total
					E1	E2	E3	E4	E5	E Jury Score	ER1 Score	ER2 Score	ER Score	E Score	L / T / O	
25	201	KUKSENKOV Mykola	UKR	6.900	7.7	8.1	7.8	7.7	7.8	7.766	7.6	7.7	7.650	7.766		14.666
26	143	KRIMMER Sebastian	GER	6.400	8.0	8.2	8.1	8.3	8.4	8.200	8.3	8.2	8.250	8.200		14.600
27	112	GOMEZ FUERTES Javier	ESP	5.900	8.9	8.6	8.7	8.5	8.6	8.633	8.6	8.5	8.550	8.633		14.533
28	251	SASAKI JUNIOR Sergio	BRA	6.600	7.8	8.0	8.1	7.7	8.0	7.933	8.3	8.0	8.150	7.933		14.533
29	155	POZZO Enrico	ITA	6.000	7.9	8.6	8.5	8.5	8.5	8.500	8.4	8.4	8.400	8.500		14.500
30	162	TANAKA Kazuhito	JPN	6.700	7.5	8.0	7.8	7.7	7.6	7.700	7.8	7.5	7.650	7.700		14.400
31	122	CUCHERAT Yann	FRA	6.000	8.6	8.1	8.3	8.6	8.2	8.366	8.5	8.3	8.400	8.366		14.366
32	165	YAMAMURO Koji	JPN	6.400	8.4	7.9	8.0	7.9	8.0	7.966	8.0	7.7	7.850	7.966		14.366
33	254	VERBAEYS Jimmy	BEL	5.900	8.7	8.4	8.5	8.3	8.4	8.433	8.4	8.4	8.400	8.433		14.333
34	114	LOPEZ Ruben	ESP	5.900	8.5	8.4	8.3	8.3	8.5	8.400	8.5	8.4	8.450	8.400		14.300
35	225	MARAS Vlasios	GRE	7.000	7.2	7.1	7.7	7.5	7.2	7.300	6.9	7.0	6.950	7.300		14.300
36	163	TANAKA Yusuke	JPN	6.500	7.7	7.7	7.7	7.8	7.6	7.700	7.8	7.4	7.600	7.700		14.200
37	125	TOMMASONE Cyril	FRA	5.500	8.6	8.7	8.6	8.6	8.7	8.633	8.7	8.5	8.600	8.633		14.133
38	242	KONECNY Martin	CZE	6.900	7.2	7.5	7.0	7.4	6.8	7.200	7.2	7.4	7.300	7.200		14.100
39	154	OTTAVI Paolo	ITA	5.800	8.2	8.4	8.7	8.1	8.2	8.266	8.5	8.4	8.450	8.266		14.066
40	183	BUIDOSO Ovidiu	ROU	6.000	8.1	8.3	8.0	8.0	8.1	8.066	8.4	8.2	8.300	8.066		14.066
41	205	VERNIAIEV Oleg	UKR	6.300	7.8	8.2	7.7	7.8	7.6	7.766	7.8	7.9	7.850	7.766		14.066
42	235	TREFILOVS Dmitrijs	LAT	5.800	8.2	8.3	8.2	8.3	8.2	8.233	8.2	8.4	8.300	8.233		14.033
43	214	MIKULAK Samuel	USA	6.600	7.5	7.4	7.7	7.2	7.4	7.433	7.5	7.3	7.400	7.433		14.033
44	195	PAKHOMENKO Igor	RUS	6.500	7.5	7.9	7.2	7.5	7.5	7.500	7.5	7.2	7.350	7.500		14.000
45	174	KIM Soo Myun	KOR	6.300	7.8	7.8	7.3	7.4	7.7	7.633	8.0	7.5	7.750	7.633		13.933
46	255	GAFUIK Nathan	CAN	6.600	7.4	7.6	7.4	7.0	7.0	7.266	7.1	6.9	7.000	7.266		13.866
47	141	BOY Philipp	GER	6.800	6.8	7.3	7.1	7.1	6.7	7.000	6.9	6.9	6.900	7.000		13.800
48	227	JEFFERIS Joshua	AUS	5.600	8.1	7.8	8.3	8.2	8.2	8.166	8.2	8.4	8.300	8.166		13.766



Individual Judges Scores
Scores individuels des juges



Rank	Bib	Name	NOC Code	D Score	Execution Jury (E)										Penalty	Total
					E1	E2	E3	E4	E5	E Jury Score	ER1 Score	ER2 Score	ER Score	E Score	L / T / O	
49	191	ABLYAZIN Denis	RUS	5.700	7.8	8.7	8.1	7.5	8.2	8.033	8.1	8.0	8.050	8.033		13.733
50	253	CAESAR Quazi Syque	BAN	5.400	8.1	8.4	8.5	8.0	8.4	8.300	8.5	8.2	8.350	8.300		13.700
51	182	BERBECAR Marius Daniel	ROU	5.500	8.2	8.4	8.3	8.1	8.1	8.200	7.9	8.1	8.000	8.200		13.700
52	237	ELSAHARTY Mohamed Sherif	EGY	5.600	8.1	8.1	8.0	7.8	8.3	8.066	7.9	8.3	8.100	8.066		13.666
53	230	GORBACHEV Stepan	KAZ	5.900	8.2	7.6	7.2	7.7	8.0	7.766	7.7	7.5	7.600	7.766		13.666
54	252	LEIMLEHNER Fabian	AUT	5.900	7.6	7.7	7.7	7.6	7.4	7.633	7.6	7.6	7.600	7.633		13.533
55	247	SHEK Wai Hung	HKG	6.400	6.8	7.4	7.3	7.3	6.7	7.133	7.6	7.3	7.450	7.133		13.533
56	221	ARONOVICH Felix	ISR	5.500	7.8	8.0	8.0	8.2	8.0	8.000	7.9	7.7	7.800	8.000		13.500
57	256	GIRALDO LOPEZ Jorge Hugo	COL	5.600	8.1	7.5	8.1	8.2	7.4	7.900	7.7	7.9	7.800	7.900		13.500
58	184	COTUNA Vlad Bogdan	ROU	6.300	7.5	7.6	8.1	7.5	7.5	7.533	6.7	7.0	6.850	* 7.191		* 13.491
59	204	STEPKO Oleg	UKR	5.600	8.1	7.7	7.7	8.1	7.8	7.866	7.6	7.5	7.550	7.866		13.466
60	238	DAVTYAN Artur	ARM	4.400	8.9	8.9	9.1	8.7	9.1	8.966	9.0	9.1	9.050	8.966		13.366
61	115	MUNOZ Sergio	ESP	5.700	7.9	7.3	7.8	7.4	7.5	7.566	8.0	7.7	7.850	7.566		13.266
62	173	KIM Seungil	KOR	5.600	7.5	7.9	7.6	7.7	7.6	7.633	7.4	8.0	7.700	7.633		13.233
63	231	ALMEIDA CAMPOS Manuel	POR	6.100	7.9	6.8	7.6	6.7	6.9	7.100	6.7	7.0	6.850	7.100		13.200
64	133	SMITH Louis	GBR	5.000	7.9	8.3	8.0	8.1	8.0	8.033	8.3	8.0	8.150	8.033		13.033
65	234	PIASECKY Samuel	SVK	5.500	7.0	7.2	7.3	7.5	6.7	7.166	7.1	7.1	7.100	7.166		12.666
66	185	KOCZI Flavius	ROU	4.800	8.5	7.1	7.4	8.5	8.3	8.066	7.7	7.5	7.600	* 7.833		* 12.633
67	152	BUSNARI Alberto	ITA	5.000	7.3	7.0	7.3	7.0	6.9	7.100	6.7	7.3	7.000	7.100		12.100
68	175	YANG Hak Seon	KOR	4.000	7.3	7.1	7.4	7.0	7.3	7.233	7.4	7.4	7.400	7.233		11.233
69	240	SHIKHALIYEV Shakir	AZE	4.800	4.6	5.9	6.0	6.5	5.6	5.833	6.0	6.2	6.100	5.833		10.633
70	153	MORANDI Matteo	ITA	0.000	0.0	0.0	0.0	0.0	0.0	0.000	0.0	0.0	0.000	0.000		0.000



North Greenwich Arena
North Greenwich Arena

SAT 28 JUL 2012

Gymnastics Artistic
Gymnastique artistique

Men
Hommes

Qualification - Horizontal Bar
Qualification - Barre fixe



Individual Judges Scores
Scores individuels des juges



Rank	Bib	Name	NOC Code	D Score	Execution Jury (E)										Penalty L / T / O	Total
					E1	E2	E3	E4	E5	E Jury Score	ER1 Score	ER2 Score	ER Score	E Score		

LEGEND

* Reference score applied **D** Difficulty **E** Execution **Ex** Execution Judges (x=1-5) **ER** Execution Reference **ERx** Execution Reference Judges (x=1-2)
L Line **O** Other **Spec Ded** Specific apparatus deduction **T** Time



Horizontal Bar



North Greenwich Arena
North Greenwich Arena

SAT 28 JUL 2012

Gymnastics Artistic
Gymnastique artistique

Men
Hommes

Qualification - Rings
Qualification - Anneaux



Individual Judges Scores
Scores individuels des juges



Rank	Bib	Name	NOC Code	D Score	Execution Jury (E)										Penalty L / T / O	Total
					E1	E2	E3	E4	E5	E Jury Score	ER1 Score	ER2 Score	ER Score	E Score		
1	101	CHEN Yibing	CHN	6.800	9.0	8.9	9.0	9.1	8.8	8.966	9.2	9.1	9.150	* 9.058	* 15.858	
2	153	MORANDI Matteo	ITA	6.800	9.0	8.9	8.9	9.0	9.0	8.966	9.0	9.0	9.000	8.966	15.766	
3	192	BALANDIN Aleksandr	RUS	6.700	9.1	9.0	8.8	8.8	9.1	8.966	9.1	9.0	9.050	8.966	15.666	
4	250	NABARRETE ZANETTI Arthur	BRA	6.500	9.1	9.0	9.1	9.0	9.0	9.033	9.2	9.2	9.200	* 9.116	* 15.616	
5	191	ABLYAZIN Denis	RUS	6.600	8.9	9.1	8.9	8.9	8.8	8.900	9.1	9.0	9.050	8.900	15.500	
6	244	RAMOS Tommy	PUR	6.800	8.7	8.3	8.8	8.7	8.7	8.700	8.6	8.5	8.550	8.700	15.500	
7	239	MOLINARI Federico	ARG	6.700	8.8	8.4	8.7	8.9	8.3	8.633	8.6	8.5	8.550	8.633	15.333	
8	229	IOVTCHEV Iordan	BUL	6.600	8.6	8.7	8.2	8.6	8.5	8.566	9.0	8.7	8.850	* 8.708	* 15.308	
9	203	RADIVILOV Igor	UKR	6.800	8.5	8.6	8.5	8.5	8.2	8.500	8.8	8.5	8.650	8.500	15.300	
10	212	HORTON Jonathan	USA	6.700	8.6	8.2	8.4	8.7	8.4	8.466	8.8	8.5	8.650	8.466	15.166	
11	162	TANAKA Kazuhito	JPN	6.000	9.1	9.2	9.1	9.1	9.1	9.100	9.1	9.0	9.050	9.100	15.100	
12	211	DALTON Jacob	USA	6.200	9.1	8.9	8.9	8.9	8.8	8.900	8.9	8.8	8.850	8.900	15.100	
13	144	NGUYEN Marcel	GER	6.400	8.8	8.7	9.0	8.6	8.6	8.700	8.7	8.7	8.700	8.700	15.100	
14	215	OROZCO John	USA	6.300	8.8	8.7	8.8	9.1	8.7	8.766	8.9	9.0	8.950	8.766	15.066	
15	151	ANGIOLETTI Matteo	ITA	6.400	8.7	8.7	8.6	8.7	8.5	8.666	8.8	8.6	8.700	8.666	15.066	
16	132	PURVIS Daniel	GBR	6.100	9.0	8.8	8.9	8.9	9.0	8.933	9.0	8.7	8.850	8.933	15.033	
17	163	TANAKA Yusuke	JPN	6.200	8.7	8.8	8.9	8.9	8.8	8.833	8.6	9.0	8.800	8.833	15.033	
18	201	KUKSENKOV Mykola	UKR	6.300	8.7	8.8	8.7	8.7	8.5	8.700	8.7	8.6	8.650	8.700	15.000	
19	164	UCHIMURA Kohei	JPN	6.500	8.5	8.4	8.4	8.5	8.6	8.466	8.7	8.6	8.650	8.466	14.966	
20	256	GIRALDO LOPEZ Jorge Hugo	COL	6.300	8.7	8.6	8.9	8.6	8.5	8.633	8.7	8.2	8.450	8.633	14.933	
21	145	TOBA Andreas	GER	6.300	8.5	8.6	8.6	8.6	8.6	8.600	8.6	8.6	8.600	8.600	14.900	
22	114	LOPEZ Ruben	ESP	6.400	8.7	8.4	8.6	8.5	8.3	8.500	8.8	8.6	8.700	8.500	14.900	
23	165	YAMAMURO Koji	JPN	6.800	7.9	8.1	8.2	8.3	8.0	8.100	7.8	8.6	8.200	8.100	14.900	
24	102	FENG Zhe	CHN	6.300	8.6	8.7	8.5	8.6	8.2	8.566	8.5	8.3	8.400	8.566	14.866	



Individual Judges Scores
Scores individuels des juges



Rank	Bib	Name	NOC Code	D Score	Execution Jury (E)										Penalty L / T / O	Total
					E1	E2	E3	E4	E5	E Jury Score	ER1 Score	ER2 Score	ER Score	E Score		
24	154	OTTAVI Paolo	ITA	6.300	8.8	8.4	8.7	8.5	8.5	8.566	8.5	8.2	8.350	8.566	14.866	
26	204	STEPKO Oleg	UKR	6.400	8.5	8.8	8.5	8.4	8.1	8.466	8.6	8.3	8.450	8.466	14.866	
27	181	BATAGA Cristian Ioan	ROU	6.100	8.7	8.5	8.7	8.8	8.9	8.733	8.7	8.4	8.550	8.733	14.833	
28	142	HAMBUCHEN Fabian	GER	5.900	9.1	8.8	8.8	9.0	8.8	8.866	9.0	9.0	9.000	8.866	14.766	
29	251	SASAKI JUNIOR Sergio	BRA	5.700	8.9	8.9	8.8	9.0	9.0	8.933	8.8	8.9	8.850	8.933	14.633	
30	194	GARIBOV Emin	RUS	5.800	8.8	8.9	8.9	8.8	8.8	8.833	8.8	8.7	8.750	8.833	14.633	
31	131	OLDHAM Sam	GBR	5.900	8.9	8.6	8.8	8.7	8.6	8.700	8.8	8.6	8.700	8.700	14.600	
31	213	LEYVA Danell	USA	5.900	8.7	8.6	8.7	8.8	8.7	8.700	8.8	8.8	8.800	8.700	14.600	
33	185	KOCZI Flavius	ROU	6.100	8.5	8.5	8.5	8.6	8.4	8.500	8.8	8.6	8.700	8.500	14.600	
34	205	VERNIAIEV Oleg	UKR	6.300	8.4	8.2	8.2	8.4	8.3	8.300	8.4	8.3	8.350	8.300	14.600	
35	134	THOMAS Kristian	GBR	5.800	8.5	9.0	9.0	8.5	8.8	8.766	8.4	8.9	8.650	8.766	14.566	
36	124	SABOT Hamilton	FRA	5.700	8.8	8.8	8.9	8.8	9.0	8.833	8.9	8.6	8.750	8.833	14.533	
37	227	JEFFERIS Joshua	AUS	6.300	8.3	8.3	8.4	8.0	8.1	8.233	8.6	8.2	8.400	8.233	14.533	
38	182	BERBECAR Marius Daniel	ROU	5.900	8.4	8.8	8.3	8.7	8.6	8.566	8.3	8.7	8.500	8.566	14.466	
39	231	ALMEIDA CAMPOS Manuel	POR	5.800	8.8	8.7	8.7	8.5	8.5	8.633	8.7	8.7	8.700	8.633	14.433	
40	233	PHAM Phuoc Hung	VIE	6.800	7.4	7.7	7.7	7.8	7.5	7.633	7.3	7.3	7.300	7.633	14.433	
41	184	COTUNA Vlad Bogdan	ROU	5.600	8.8	8.9	8.8	8.8	8.8	8.800	8.7	9.0	8.850	8.800	14.400	
42	103	GUO Weiyang	CHN	6.400	8.0	8.0	8.0	7.7	8.1	8.000	8.0	8.3	8.150	8.000	14.400	
43	193	BELYAVSKIY David	RUS	5.700	8.5	8.7	8.7	8.9	8.6	8.666	8.5	8.6	8.550	8.666	14.366	
44	123	da SILVA Gael	FRA	6.000	8.6	8.0	8.5	8.4	8.2	8.366	8.6	8.4	8.500	8.366	14.366	
45	121	BENY Pierre Yves	FRA	6.000	8.4	8.3	8.3	8.2	8.2	8.266	8.6	8.3	8.450	8.266	14.266	
46	125	TOMMASONE Cyril	FRA	5.500	8.7	8.7	8.6	8.6	8.7	8.666	8.7	8.5	8.600	8.666	14.166	
47	141	BOY Philipp	GER	5.700	8.7	8.4	8.6	8.4	8.2	8.466	8.5	8.5	8.500	8.466	14.166	
48	171	KIM Hee Hoon	KOR	5.900	8.1	8.3	8.2	8.4	8.3	8.266	7.9	8.0	7.950	8.266	14.166	



North Greenwich Arena
North Greenwich Arena

SAT 28 JUL 2012

Gymnastics Artistic
Gymnastique artistique

Men
Hommes

Qualification - Rings
Qualification - Anneaux



Individual Judges Scores
Scores individuels des juges



Rank	Bib	Name	NOC Code	D Score	Execution Jury (E)										Penalty L / T / O	Total
					E1	E2	E3	E4	E5	E Jury Score	ER1 Score	ER2 Score	ER Score	E Score		
49	135	WHITLOCK Max	GBR	5.500	8.4	8.4	8.7	8.8	8.8	8.633	8.5	8.8	8.650	8.633	14.133	
49	245	CAPELLI Claudio	SUI	5.500	8.8	8.5	8.6	8.6	8.7	8.633	8.8	8.4	8.600	8.633	14.133	
51	221	ARONOVICH Felix	ISR	5.800	8.2	8.2	8.3	8.4	8.4	8.300	8.1	8.4	8.250	8.300	14.100	
52	254	VERBAEYS Jimmy	BEL	5.500	8.4	8.6	8.6	8.6	8.5	8.566	8.4	8.4	8.400	8.566	14.066	
53	113	GONZALEZ Fabian	ESP	5.300	8.7	8.8	8.7	8.5	8.8	8.733	8.5	8.7	8.600	8.733	14.033	
53	155	POZZO Enrico	ITA	5.300	8.8	8.3	8.7	8.8	8.7	8.733	8.7	8.7	8.700	8.733	14.033	
55	222	SHATILOV Alexander	ISR	5.400	8.8	8.8	8.2	8.5	8.6	8.633	8.8	8.6	8.700	8.633	14.033	
56	115	MUNOZ Sergio	ESP	5.900	8.0	7.9	8.5	8.3	7.8	8.066	8.0	8.2	8.100	8.066	13.966	
57	175	YANG Hak Seon	KOR	6.500	7.3	7.2	7.6	8.1	7.4	7.433	7.5	7.9	7.700	7.433	13.933	
58	112	GOMEZ FUERTES Javier	ESP	6.200	7.1	7.5	7.8	7.9	7.8	7.700	7.9	7.5	7.700	7.700	13.900	
59	174	KIM Soo Myun	KOR	5.600	8.2	8.3	8.1	8.3	8.2	8.233	8.1	8.4	8.250	8.233	13.833	
60	252	LEIMLEHNER Fabian	AUT	5.500	8.1	8.3	7.8	8.0	8.6	8.133	7.9	8.2	8.050	8.133	13.633	
61	237	ELSAHARTY Mohamed Sherif	EGY	5.500	8.3	8.0	7.9	8.0	8.2	8.066	8.2	8.0	8.100	8.066	13.566	
62	230	GORBACHEV Stepan	KAZ	4.900	8.6	8.5	8.6	9.0	8.7	8.633	8.5	8.6	8.550	8.633	13.533	
63	258	KULESZA Roman	POL	5.300	8.3	8.1	8.2	8.0	8.2	8.166	8.3	8.4	8.350	8.166	13.466	
64	238	DAVTYAN Artur	ARM	4.800	8.9	8.5	8.5	8.6	8.7	8.600	8.9	8.5	8.700	8.600	13.400	
65	240	SHIKHALIYEV Shakir	AZE	4.500	8.6	8.7	8.7	8.6	8.8	8.666	8.6	8.7	8.650	8.666	13.166	
66	242	KONECNY Martin	CZE	5.200	7.9	8.1	7.5	7.9	8.6	7.966	7.8	7.8	7.800	7.966	13.166	
67	235	TREFILOVS Dmitrijs	LAT	5.200	7.7	8.2	7.8	8.2	7.8	7.933	7.8	7.5	7.650	7.933	13.133	
68	173	KIM Seungil	KOR	5.600	7.0	7.2	7.0	6.5	7.3	7.066	7.3	6.9	7.100	7.066	12.666	

LEGEND

* Reference score applied D Difficulty E Execution Ex Execution Judges (x=1-5) ER Execution Reference ERx Execution Reference Judges (x=1-2)
L Line O Other Spec Ded Specific apparatus deduction T Time

Rings



Individual Judges Scores
Scores individuels des juges



Rank	Bib	Name	NOC Code	D Score	Execution Jury (E)										Penalty L / T / O	Total
					E1	E2	E3	E4	E5	E Jury Score	ER1 Score	ER2 Score	ER Score	E Score		
1	133	SMITH Louis	GBR	6.900	8.6	9.1	9.0	8.7	9.0	8.900	8.5	8.9	8.700	8.900		15.800
2	125	TOMMASONÉ Cyril	FRA	6.500	9.0	8.6	8.9	8.7	8.9	8.833	8.9	8.9	8.900	8.833		15.333
3	224	HIDVEGI Vid	HUN	6.300	8.9	8.8	8.8	8.8	8.8	8.800	8.9	8.9	8.900	8.800		15.100
4	152	BUSNARI Alberto	ITA	6.600	8.2	8.5	8.4	8.2	8.2	8.266	8.5	8.8	8.650	* 8.458		* 15.058
5	223	BERKI Krisztian	HUN	6.400	8.6	8.9	8.5	8.8	8.9	8.766	8.4	8.6	8.500	* 8.633		* 15.033
6	202	NAKONECHNYI Vitalii	UKR	6.300	8.8	8.6	8.6	8.3	8.7	8.633	8.7	8.4	8.550	8.633		14.933
7	193	BELYAVSKIY David	RUS	6.300	8.5	8.6	8.7	8.5	8.8	8.600	8.4	8.5	8.450	8.600		14.900
8	135	WHITLOCK Max	GBR	6.400	8.5	8.1	8.6	8.7	8.4	8.500	8.6	8.3	8.450	8.500		14.900
9	201	KUKSENKOV Mykola	UKR	6.500	8.4	8.5	8.3	8.7	8.3	8.400	8.2	8.4	8.300	8.400		14.900
10	213	LEYVA Danell	USA	6.100	8.9	8.8	8.7	8.8	8.6	8.766	8.9	8.7	8.800	8.766		14.866
11	143	KRIMMER Sebastian	GER	6.200	8.6	8.6	8.5	8.8	8.7	8.633	8.6	8.6	8.600	8.633		14.833
12	215	OROZCO John	USA	6.400	8.3	8.6	8.4	8.4	8.3	8.366	8.5	8.2	8.350	8.366		14.766
13	113	GONZALEZ Fabian	ESP	5.900	8.6	9.0	8.8	8.8	8.9	8.833	8.6	8.8	8.700	8.833		14.733
14	101	CHEN Yibing	CHN	6.300	8.0	8.0	8.5	8.6	7.7	8.166	7.9	7.9	7.900	8.166		14.466
15	165	YAMAMURO Koji	JPN	6.000	8.5	8.4	8.5	8.3	8.2	8.400	8.6	8.1	8.350	8.400		14.400
16	204	STEPKO Oleg	UKR	6.100	8.0	8.4	8.1	8.5	8.4	8.300	7.9	8.1	8.000	8.300		14.400
17	246	GUSCINAS Rokas	LTU	5.900	8.5	8.5	8.4	8.7	8.3	8.466	8.5	8.4	8.450	8.466		14.366
18	205	VERNIAIEV Oleg	UKR	6.200	8.6	8.3	8.2	8.0	7.7	8.166	7.7	8.0	7.850	8.166		14.366
19	195	PAKHOMENKO Igor	RUS	5.600	8.8	8.6	8.7	8.8	8.7	8.733	8.9	8.7	8.800	8.733		14.333
20	214	MIKULAK Samuel	USA	6.000	8.1	8.5	8.4	8.0	8.6	8.333	7.9	8.3	8.100	8.333		14.333
21	141	BOY Philipp	GER	6.100	8.0	8.4	8.4	8.3	8.0	8.233	8.2	8.5	8.350	8.233		14.333
21	161	KATO Ryohei	JPN	6.100	8.3	8.2	8.3	8.2	7.9	8.233	8.3	8.1	8.200	8.233		14.333
23	194	GARIBOV Emin	RUS	5.500	8.8	8.7	8.5	8.8	8.7	8.733	8.7	8.6	8.650	8.733		14.233
24	235	TREFILOVS Dmitrijs	LAT	6.100	8.3	8.1	8.3	8.0	7.9	8.133	7.2	8.2	7.700	8.133		14.233



Individual Judges Scores
Scores individuels des juges



Rank	Bib	Name	NOC Code	D Score	Execution Jury (E)										Penalty	Total
					E1	E2	E3	E4	E5	E Jury Score	ER1 Score	ER2 Score	ER Score	E Score	L / T / O	
25	134	THOMAS Kristian	GBR	5.700	8.2	8.3	8.3	8.7	8.7	8.433	8.2	8.4	8.300	8.433		14.133
26	245	CAPELLI Claudio	SUI	5.800	8.4	8.2	8.4	8.4	8.2	8.333	8.3	8.0	8.150	8.333		14.133
27	222	SHATILOV Alexander	ISR	5.900	8.1	8.5	8.0	8.2	8.4	8.233	7.9	8.1	8.000	8.233		14.133
28	142	HAMBUCHEN Fabian	GER	5.600	8.4	8.7	8.4	8.5	8.6	8.500	8.5	8.1	8.300	8.500		14.100
29	251	SASAKI JUNIOR Sergio	BRA	5.600	8.4	8.9	8.3	8.3	8.6	8.433	8.8	8.4	8.600	8.433		14.033
30	124	SABOT Hamilton	FRA	5.800	8.2	8.3	8.2	8.3	8.0	8.233	8.2	8.3	8.250	8.233		14.033
31	115	MUNOZ Sergio	ESP	5.800	8.3	8.2	8.3	8.1	8.0	8.200	8.4	8.2	8.300	8.200		14.000
32	241	UDE Filip	CRO	6.200	7.6	7.9	8.0	7.7	7.5	7.733	7.3	7.8	7.550	7.733		13.933
33	144	NGUYEN Marcel	GER	5.400	8.4	8.5	8.3	8.6	8.7	8.500	8.3	8.7	8.500	8.500		13.900
33	238	DAVTYAN Artur	ARM	5.400	8.5	8.4	8.8	8.2	8.6	8.500	8.6	8.3	8.450	8.500		13.900
35	112	GOMEZ FUERTES Javier	ESP	5.600	8.0	8.3	8.3	8.2	8.2	8.233	8.0	8.1	8.050	8.233		13.833
36	183	BUIDOSO Ovidiu	ROU	5.700	7.9	8.1	8.2	8.4	7.5	8.066	8.4	8.1	8.250	8.066		13.766
37	230	GORBACHEV Stepan	KAZ	5.100	8.5	8.7	8.6	8.7	8.6	8.633	8.6	8.6	8.600	8.633		13.733
38	192	BALANDIN Aleksandr	RUS	5.400	8.3	8.2	8.5	8.4	8.3	8.333	8.3	8.3	8.300	8.333		13.733
39	154	OTTAVI Paolo	ITA	5.300	8.2	8.5	8.4	8.3	8.5	8.400	8.1	8.5	8.300	8.400		13.700
40	155	POZZO Enrico	ITA	5.400	8.3	8.3	7.9	8.4	8.1	8.233	8.5	8.0	8.250	8.233		13.633
41	121	BENY Pierre Yves	FRA	5.500	8.1	8.0	8.1	8.0	8.2	8.066	8.0	8.1	8.050	8.066		13.566
42	227	JEFFERIS Joshua	AUS	5.200	8.2	8.0	8.3	8.3	8.2	8.233	8.2	8.2	8.200	8.233		13.433
43	174	KIM Soo Myun	KOR	5.400	8.0	7.5	8.0	8.1	8.1	8.033	8.2	7.6	7.900	8.033		13.433
44	221	ARONOVICH Felix	ISR	5.800	7.5	8.0	7.4	8.0	7.2	7.633	7.5	7.6	7.550	7.633		13.433
45	132	PURVIS Daniel	GBR	5.900	7.5	7.1	7.4	7.6	7.6	7.500	7.5	7.5	7.500	7.500		13.400
46	185	KOCZI Flavius	ROU	6.000	7.5	7.4	7.7	7.3	7.3	7.400	7.6	7.2	7.400	7.400		13.400
47	103	GUO Weiyang	CHN	6.300	6.9	7.2	6.7	7.2	6.8	6.966	7.0	6.9	6.950	6.966		13.266
48	104	ZHANG Chenglong	CHN	5.700	7.5	7.5	7.4	7.4	7.3	7.433	7.3	7.4	7.350	7.433		13.133



Individual Judges Scores
Scores individuels des juges



Rank	Bib	Name	NOC Code	D Score	Execution Jury (E)										Penalty	Total
					E1	E2	E3	E4	E5	E Jury Score	ER1 Score	ER2 Score	ER Score	E Score	L / T / O	
49	172	KIM Jihoon	KOR	5.100	8.0	8.1	7.5	8.4	7.9	8.000	8.0	8.3	8.150	8.000		13.100
50	258	KULESZA Roman	POL	4.800	8.2	8.0	8.1	8.3	8.2	8.166	8.4	8.0	8.200	8.166		12.966
51	111	BOTELLA PEREZ Isaac	ESP	5.300	7.2	7.8	7.5	7.8	7.5	7.600	7.8	7.4	7.600	7.600		12.900
51	242	KONECNY Martin	CZE	5.300	7.1	7.1	7.3	7.6	7.5	7.300	7.9	7.9	7.900	* 7.600		* 12.900
53	240	SHIKHALIYEV Shakir	AZE	5.100	7.3	8.0	7.7	8.1	7.6	7.766	7.1	7.6	7.350	7.766		12.866
54	182	BERBECAR Marius Daniel	ROU	5.400	7.4	7.5	7.2	7.4	6.9	7.333	7.2	7.5	7.350	7.333		12.733
55	181	BATAGA Cristian Ioan	ROU	5.100	7.4	8.3	7.0	7.8	7.6	7.600	7.6	7.9	7.750	7.600		12.700
56	212	HORTON Jonathan	USA	5.300	7.8	7.6	7.2	7.4	7.1	7.400	7.7	7.7	7.700	7.400		12.700
57	237	ELSAHARTY Mohamed Sherif	EGY	5.300	7.4	7.1	6.9	7.4	7.7	7.300	7.2	7.0	7.100	7.300		12.600
58	105	ZOU Kai	CHN	5.600	6.8	6.9	6.2	7.4	7.1	6.933	6.6	6.3	6.450	6.933		12.533
59	231	ALMEIDA CAMPOS Manuel	POR	4.500	7.6	8.4	7.9	8.0	8.1	8.000	7.6	8.1	7.850	8.000		12.500
60	164	UCHIMURA Kohei	JPN	5.400	7.4	7.1	6.9	7.2	6.5	7.066	7.2	7.4	7.300	7.066		12.466
61	257	CORRAL BARRON Daniel	MEX	5.900	5.9	6.6	6.5	6.3	6.5	6.433	6.2	6.0	6.100	6.433		12.333
62	162	TANAKA Kazuhito	JPN	5.800	6.5	6.6	6.2	6.5	6.1	6.400	6.2	6.4	6.300	6.400		12.200
63	256	GIRALDO LOPEZ Jorge Hugo	COL	5.200	6.9	7.2	6.9	7.1	6.5	6.966	7.1	6.8	6.950	6.966		12.166
64	173	KIM Seungil	KOR	4.700	7.9	7.3	7.5	7.4	7.4	7.433	8.0	7.5	7.750	7.433		12.133
65	252	LEIMLEHNER Fabian	AUT	4.100	8.2	8.5	7.6	8.1	7.7	8.000	8.2	7.9	8.050	8.000		12.100
66	171	KIM Hee Hoon	KOR	4.400	7.6	7.8	7.3	8.0	7.7	7.700	7.6	7.3	7.450	7.700		12.100
67	254	VERBAEYS Jimmy	BEL	4.800	6.2	6.0	5.9	6.0	6.2	6.066	4.3	5.3	4.800	6.066		10.866
68	247	SHEK Wai Hung	HKG	4.500	6.0	6.4	6.2	6.8	6.4	6.333	6.1	6.4	6.250	6.333		10.833
69	153	MORANDI Matteo	ITA	0.000	0.0	0.0	0.0	0.0	0.0	0.000	0.0	0.0	0.000	0.000		0.000



North Greenwich Arena
North Greenwich Arena

SAT 28 JUL 2012

Gymnastics Artistic
Gymnastique artistique

Men
Hommes

Qualification - Pommel Horse
Qualification - Cheval d'arçons



Individual Judges Scores
Scores individuels des juges



Rank	Bib	Name	NOC Code	D Score	Execution Jury (E)										Penalty	Total
					E1	E2	E3	E4	E5	E Jury Score	ER1 Score	ER2 Score	ER Score	E Score	L / T / O	

LEGEND

* Reference score applied D Difficulty E Execution Ex Execution Judges (x=1-5) ER Execution Reference ERx Execution Reference Judges (x=1-2)
L Line O Other Spec Ded Specific apparatus deduction T Time

 Pommel Horse



Individual Judges Scores
Scores individuels des juges



Rank	Bib	Name	NOC Code	V	D Score	Execution Jury (E)										Penalty	Vault 1 Vault 2	Spec Ded	Total
						E1	E2	E3	E4	E5	E Jury Score	ER1 Score	ER2 Score	ER Score	E Score	L / T / O			
1	248	GONZALEZ SEPULVEDA Enrique Tomas	CHI	1	7.000	9.5	9.4	9.4	9.3	9.1	9.366	9.4	9.6	9.500	* 9.433	.0 / .0 / .0	* 16.433		* 16.433
					6.600	9.3	9.4	9.7	9.4	9.3	9.366	9.2	9.4	9.300	9.366	.1 / .0 / .0	15.866		
2	205	VERNIAIEV Oleg	UKR	1	7.000	9.5	9.4	9.0	9.2	9.4	9.333	9.3	9.4	9.350	9.333	.0 / .0 / .0	16.333		16.333
					6.600	8.5	8.4	8.2	8.7	8.5	8.466	8.6	8.7	8.650	8.466	.3 / .0 / .0	14.766		
2	228	KASPIAROVICH Dzmitry	BLR	1	7.000	9.5	9.3	8.9	9.2	9.5	9.333	9.4	9.1	9.250	9.333	.0 / .0 / .0	16.333		16.333
					7.000	8.4	8.3	8.0	8.3	8.3	8.300	8.1	7.9	8.000	8.300	.3 / .0 / .0	15.000		
4	191	ABLYAZIN Denis	RUS	1	7.000	9.3	9.4	9.0	9.3	9.3	9.300	9.4	9.4	9.400	9.300		16.300		16.300
					7.200	9.4	9.3	8.9	9.2	9.2	9.233	9.4	9.2	9.300	9.233		16.433		
4	193	BELYAVSKIY David	RUS	1	7.000	9.4	9.3	9.0	9.2	9.4	9.300	9.3	9.3	9.300	9.300		16.300		16.300
					214	7.000	9.5	9.4	9.0	9.4	9.1	9.300	9.4	9.4	9.400	9.300		16.300	
4	214	MIKULAK Samuel	USA	1	7.000	9.5	9.4	9.0	9.4	9.1	9.300	9.4	9.4	9.400	9.300		16.300		16.300
					6.600	9.3	9.3	9.1	9.2	9.3	9.266	9.3	9.3	9.300	9.266		15.866		
7	203	RADIVILOV Igor	UKR	1	7.000	9.0	9.4	9.0	9.4	9.4	9.266	9.2	9.3	9.250	9.266	.0 / .0 / .0	16.266		16.266
					7.000	8.5	8.8	8.6	8.8	8.4	8.633	8.9	8.0	8.450	8.633	.3 / .0 / .0	15.333		
8	104	ZHANG Chenglong	CHN	1	7.000	9.3	9.2	9.2	9.4	9.2	9.233	9.3	9.2	9.250	9.233		16.233		16.233
					175	7.000	9.5	9.1	9.2	9.3	9.2	9.233	9.3	9.0	9.150	9.233		16.233	
8	175	YANG Hak Seon	KOR	1	7.000	9.5	9.1	9.2	9.3	9.2	9.233	9.3	9.0	9.150	9.233		16.233		16.233
					7.000	9.5	9.3	9.2	9.5	9.5	9.433	9.5	9.4	9.450	9.433		16.433		
10	134	THOMAS Kristian	GBR	1	7.000	9.3	9.3	9.0	9.3	9.5	9.300	9.5	9.3	9.400	9.300	.1 / .0 / .0	16.200		16.200
					6.600	9.2	9.3	8.9	9.0	9.4	9.166	9.2	9.1	9.150	9.166	.0 / .0 / .0	15.766		
10	251	SASAKI JUNIOR Sergio	BRA	1	6.600	9.6	9.6	9.6	9.6	9.4	9.600	9.6	9.5	9.550	9.600		16.200		16.200
12	102	FENG Zhe	CHN	1	7.000	9.3	9.1	9.1	9.1	9.1	9.100	9.3	9.1	9.200	9.100		16.100		16.100
12	132	PURVIS Daniel	GBR	1	6.600	9.5	9.5	9.5	9.5	9.4	9.500	9.5	9.4	9.450	9.500		16.100		16.100
14	185	KOCZI Flavius	ROU	1	7.000	9.2	9.2	9.1	9.3	9.0	9.166	9.3	9.2	9.250	9.166	.1 / .0 / .0	16.066		16.066
					7.000	9.0	8.8	8.7	9.1	9.0	8.933	9.0	8.9	8.950	8.933	.1 / .0 / .0	15.833		
15	135	WHITLOCK Max	GBR	1	6.600	9.4	9.5	9.4	9.5	9.4	9.433	9.2	9.5	9.350	9.433		16.033		16.033



Individual Judges Scores
Scores individuels des juges



Rank	Bib	Name	NOC Code	V	D Score	Execution Jury (E)										Penalty	Vault 1 Vault 2	Spec Ded	Total
						E1	E2	E3	E4	E5	E Jury Score	ER1 Score	ER2 Score	ER Score	E Score	L / T / O			
15	164	UCHIMURA Kohei	JPN	1	6.600	9.5	9.7	9.5	9.6	9.4	9.533	9.5	9.6	9.550	9.533	.1 / .0 / .0	16.033		16.033
17	113	GONZALEZ Fabian	ESP	1	6.600	9.5	9.5	9.3	9.4	9.3	9.400	9.5	9.5	9.500	9.400		16.000		16.000
17	115	MUNOZ Sergio	ESP	1	6.600	9.6	9.5	9.1	9.3	9.4	9.400	9.5	9.5	9.500	9.400		16.000		16.000
19	171	KIM Hee Hoon	KOR	1	6.600	9.5	9.3	9.3	9.4	9.4	9.366	9.3	9.4	9.350	9.366		15.966		15.966
20	112	GOMEZ FUERTES Javier	ESP	1	6.600	9.3	9.3	9.2	9.3	9.2	9.266	9.5	9.4	9.450	* 9.358		* 15.958		* 15.958
21	204	STEPKO Oleg	UKR	1	6.600	9.1	9.3	9.0	9.4	9.3	9.233	9.3	9.5	9.400	* 9.316		* 15.916		* 15.916
22	161	KATO Ryohei	JPN	1	6.600	9.4	9.2	9.1	9.5	9.3	9.300	9.2	8.9	9.050	9.300		15.900		15.900
22	211	DALTON Jacob	USA	1	7.000	9.2	9.2	9.0	9.2	9.2	9.200	9.1	9.2	9.150	9.200	.3 / .0 / .0	15.900		15.900
				2	6.600	8.3	8.2	8.4	8.3	8.2	8.266	8.3	8.0	8.150	8.266	.1 / .0 / .0	14.766		
24	111	BOTELLA PEREZ Isaac	ESP	1	6.600	9.5	9.2	9.0	9.3	9.3	9.266	9.3	9.3	9.300	9.266		15.866		15.866
				2	6.600	9.4	9.3	9.1	9.1	9.2	9.200	9.5	9.2	9.350	9.200		15.800		
25	142	HAMBUCHEN Fabian	GER	1	6.600	9.4	9.2	9.1	9.4	9.4	9.333	9.4	9.3	9.350	9.333	.1 / .0 / .0	15.833		15.833
26	215	OROZCO John	USA	1	6.600	9.2	9.2	9.2	9.2	9.1	9.200	9.2	9.4	9.300	9.200		15.800		15.800
27	181	BATAGA Cristian Ioan	ROU	1	6.600	9.1	9.2	9.0	9.3	9.2	9.166	9.3	9.2	9.250	9.166		15.766		15.766
27	201	KUKSENKOV Mykola	UKR	1	6.200	9.5	9.6	9.5	9.6	9.6	9.566	9.7	9.5	9.600	9.566		15.766		15.766
29	162	TANAKA Kazuhito	JPN	1	6.200	9.4	9.6	9.5	9.5	9.5	9.500	9.6	9.6	9.600	* 9.550		* 15.750		* 15.750
30	141	BOY Philipp	GER	1	7.000	9.0	8.3	8.8	8.6	8.7	8.700	9.0	8.2	8.600	8.700		15.700		15.700
31	174	KIM Soo Myun	KOR	1	6.600	8.9	9.1	9.0	9.1	9.2	9.066	9.3	9.0	9.150	9.066		15.666		* 15.666
				2	4.200	8.7	8.8	8.8	9.1	9.0	8.866	9.2	8.9	9.050	* 8.958		* 13.158		
31	230	GORBACHEV Stepan	KAZ	1	6.200	9.4	9.5	9.5	9.4	9.5	9.466	9.2	9.4	9.300	9.466		15.666		15.666
33	153	MORANDI Matteo	ITA	1	6.600	9.0	9.0	8.9	9.1	9.2	9.033	9.0	9.0	9.000	9.033		15.633		15.633
34	155	POZZO Enrico	ITA	1	6.200	9.4	9.5	9.4	9.4	9.3	9.400	9.4	9.3	9.350	9.400		15.600		15.600
35	151	ANGIOLETTI Matteo	ITA	1	7.000	8.8	9.0	8.8	8.7	9.1	8.866	9.0	8.7	8.850	8.866	.3 / .0 / .0	15.566		15.566
				2	6.600	9.0	9.0	9.0	8.9	9.1	9.000	8.9	9.2	9.050	9.000	.0 / .0 / .0	15.600		



Individual Judges Scores
Scores individuels des juges



Rank	Bib	Name	NOC Code	V	D Score	Execution Jury (E)										Penalty	Vault 1 Vault 2	Spec Ded	Total
						E1	E2	E3	E4	E5	E Jury Score	ER1 Score	ER2 Score	ER Score	E Score	L / T / O			
35	195	PAKHOMENKO Igor	RUS	1	6.600	9.2	9.1	8.9	8.8	9.3	9.066	9.0	9.0	9.000	9.066	.1 / .0 / .0	15.566		15.566
37	131	OLDHAM Sam	GBR	1	6.200	9.2	9.4	9.3	9.4	9.3	9.333	9.5	9.3	9.400	9.333		15.533		15.533
37	222	SHATILOV Alexander	ISR	1	6.200	9.4	9.2	9.2	9.4	9.4	9.333	9.3	9.5	9.400	9.333		15.533		15.533
39	184	COTUNA Vlad Bogdan	ROU	1	6.200	9.3	9.3	9.3	9.3	9.3	9.300	9.4	9.4	9.400	9.300		15.500		15.500
39	213	LEYVA Danell	USA	1	6.200	9.5	9.2	9.2	9.4	9.3	9.300	9.4	9.3	9.350	9.300		15.500		15.500
39	227	JEFFERIS Joshua	AUS	1	6.200	9.5	9.3	9.3	9.2	9.3	9.300	9.2	9.1	9.150	9.300		15.500		15.500
42	125	TOMMASONE Cyril	FRA	1	6.200	9.3	9.2	9.1	9.3	9.4	9.266	9.2	9.3	9.250	9.266		15.466		15.466
42	237	ELSAHARTY Mohamed Sherif	EGY	1	6.200	9.1	9.3	9.4	9.3	9.2	9.266	9.4	9.2	9.300	9.266		15.466		15.466
				2	6.200	9.3	9.3	9.4	9.3	9.3	9.300	9.2	9.3	9.250	9.300		15.500		
42	256	GIRALDO LOPEZ Jorge Hugo	COL	1	6.200	9.1	9.3	9.3	9.4	9.2	9.266	9.3	9.1	9.200	9.266		15.466		15.466
45	182	BERBECAR Marius Daniel	ROU	1	6.600	8.8	9.1	8.9	8.8	9.1	8.933	8.9	8.7	8.800	8.933	.1 / .0 / .0	15.433		15.433
45	240	SHIKHALIYEV Shakir	AZE	1	6.200	9.2	9.2	9.1	9.3	9.4	9.233	9.3	9.0	9.150	9.233		15.433		15.433
47	123	da SILVA Gael	FRA	1	6.600	9.2	9.0	8.9	9.1	9.1	9.066	9.0	9.1	9.050	9.066	.3 / .0 / .0	15.366		15.366
48	165	YAMAMURO Koji	JPN	1	7.000	8.4	8.6	8.6	8.9	8.7	8.633	8.9	8.5	8.700	8.633	.3 / .0 / .0	15.333		15.333
				2	4.200	9.0	8.5	9.0	9.0	9.0	9.000	9.1	8.2	8.650	9.000	.0 / .0 / .0	13.200		
49	103	GUO Weiyang	CHN	1	6.200	9.1	9.1	9.1	9.1	9.4	9.100	9.4	9.1	9.250	9.100		15.300		15.300
50	254	VERBAEYS Jimmy	BEL	1	6.200	9.3	9.0	9.1	9.1	9.3	9.166	9.2	8.8	9.000	9.166	.1 / .0 / .0	15.266		15.266
51	194	GARIBOV Emin	RUS	1	6.200	8.9	9.0	9.2	9.2	9.2	9.133	9.0	9.3	9.150	9.133	.1 / .0 / .0	15.233		15.233
52	105	ZOU Kai	CHN	1	6.600	9.1	8.8	8.9	9.0	8.7	8.900	9.2	8.9	9.050	8.900	.3 / .0 / .0	15.200		15.200
52	245	CAPELLI Claudio	SUI	1	6.600	9.1	8.8	8.9	8.9	8.9	8.900	8.9	8.8	8.850	8.900	.3 / .0 / .0	15.200		15.200
54	253	CAESAR Quazi Syque	BAN	1	6.200	9.2	9.0	9.1	9.1	9.3	9.133	9.0	8.8	8.900	*9.016	.1 / .0 / .0	*15.116		*15.116
55	145	TOBA Andreas	GER	1	6.600	8.5	8.4	8.4	8.4	8.3	8.400	8.4	8.2	8.300	8.400		15.000		15.000
56	252	LEIMLEHNER Fabian	AUT	1	6.200	8.9	8.8	8.9	8.9	8.8	8.866	8.7	8.7	8.700	8.866	.1 / .0 / .0	14.966		14.966
57	121	BENY Pierre Yves	FRA	1	6.600	8.3	8.4	8.6	8.8	8.2	8.433	8.6	7.9	8.250	8.433	.1 / .0 / .0	14.933		14.933



North Greenwich Arena
North Greenwich Arena

SAT 28 JUL 2012

Gymnastics Artistic
Gymnastique artistique

Men
Hommes

Qualification - Vault
Qualification - Saut de cheval



Individual Judges Scores
Scores individuels des juges



Rank	Bib	Name	NOC Code	V	D Score	Execution Jury (E)										Penalty	Vault 1 Vault 2	Spec Ded	Total
						E1	E2	E3	E4	E5	E Jury Score	ER1 Score	ER2 Score	ER Score	E Score	L / T / O			
57	154	OTTAVI Paolo	ITA	1	5.800	9.1	9.1	9.1	9.2	9.2	9.133	9.2	8.9	9.050	9.133		14.933		14.933
59	247	SHEK Wai Hung	HKG	1	6.600	8.5	8.4	8.4	8.4	8.1	8.400	8.3	8.2	8.250	8.400	.1 / .0 / .0	14.900		14.900
				2	7.000	9.3	9.0	9.0	9.0	9.1	9.033	9.2	8.8	9.000	9.033	.0 / .0 / .0	16.033		
59	258	KULESZA Roman	POL	1	6.200	9.0	8.9	8.7	8.5	8.3	8.700	8.7	8.2	8.450	8.700		14.900		14.900
61	144	NGUYEN Marcel	GER	1	6.600	8.2	8.2	8.5	8.0	8.6	8.300	8.7	9.0	8.850	* 8.575	.3 / .0 / .0	* 14.875		* 14.875
62	242	KONECNY Martin	CZE	1	5.800	8.8	9.0	9.1	9.1	9.2	9.066	9.1	9.1	9.100	9.066		14.866		14.866
63	235	TREFILOVS Dmitrijs	LAT	1	5.400	8.8	9.3	9.3	9.4	9.5	9.333	9.3	9.5	9.400	9.333		14.733		14.733
64	173	KIM Seungil	KOR	1	6.200	8.5	8.2	8.6	8.2	8.8	8.433	8.2	8.5	8.350	8.433	.1 / .0 / .0	14.533		14.533
65	231	ALMEIDA CAMPOS Manuel	POR	1	5.800	8.5	8.2	8.3	8.4	8.5	8.400	8.3	8.5	8.400	8.400		14.200		14.200
66	238	DAVTYAN Artur	ARM	1	6.200	8.1	8.3	8.2	8.3	8.6	8.266	8.0	8.2	8.100	8.266	.3 / .0 / .0	14.166		14.166
				2	6.200	9.1	9.4	9.2	9.4	9.3	9.300	9.1	9.2	9.150	9.300	.0 / .0 / .0	15.500		
67	236	BEHAN Kieran	IRL	1	5.800	8.2	8.2	8.4	8.3	8.2	8.233	7.8	8.0	7.900	8.233	.1 / .0 / .0	13.933		13.933
68	221	ARONOVICH Felix	ISR	1	5.800	8.1	8.3	8.3	8.2	8.1	8.200	8.1	8.2	8.150	8.200	.1 / .0 / .0	13.900		13.900

LEGEND

* Reference score applied D Difficulty E Execution Ex Execution Judges (x=1-5) ER Execution Reference ERx Execution Reference Judges (x=1-2)
L Line O Other Spec Ded Specific apparatus deduction T Time V Vault number

Vault



Tie - Break Report
Rapport de tie-break



Rank	Bib	Name	NOC Code	Total	Execution Score	Difficulty Score
=4	211	DALTON Jacob	USA	15.633	9.033	6.600
=4	222	SHATILOV Alexander	ISR	15.633	9.033	6.600
7	144	NGUYEN Marcel	GER	15.433	8.933	
8	191	ABLYAZIN Denis	RUS	15.433	8.833	6.900
9	161	KATO Ryohei	JPN	15.433	8.833	6.600
11	134	THOMAS Kristian	GBR	15.366	9.066	
12	214	MIKULAK Samuel	USA	15.366	8.766	
13	113	GONZALEZ Fabian	ESP	15.266	8.966	
14	135	WHITLOCK Max	GBR	15.266	8.766	
18	193	BELYAVSKIY David	RUS	15.100	9.000	
19	213	LEYVA Danell	USA	15.100	8.900	
20	204	STEPKO Oleg	UKR	15.033	8.833	
21	205	VERNIAIEV Oleg	UKR	15.033	8.633	
24	155	POZZO Enrico	ITA	14.766	8.866	
25	245	CAPELLI Claudio	SUI	14.766	8.766	
26	141	BOY Philipp	GER	14.766	8.566	
27	174	KIM Soo Myun	KOR	14.766	8.166	
=29	181	BATAGA Cristian Ioan	ROU	14.666	8.866	5.800
=29	253	CAESAR Quazi Syque	BAN	14.666	8.866	5.800
31	104	ZHANG Chenglong	CHN	14.666	8.166	
32	115	MUNOZ Sergio	ESP	14.600	8.700	
33	240	SHIKHALIYEV Shakir	AZE	14.600	8.500	
=34	194	GARIBOV Emin	RUS	14.533	8.933	5.700
=34	201	KUKSENKOV Mykola	UKR	14.533	8.933	5.700
36	251	SASAKI JUNIOR Sergio	BRA	14.533	8.833	
37	125	TOMMASONE Cyril	FRA	14.500	8.800	
38	254	VERBAEYS Jimmy	BEL	14.500	8.500	



Tie - Break Report
Rapport de tie-break



Rank	Bib	Name	NOC Code	Total	Execution Score	Difficulty Score
39	121	BENY Pierre Yves	FRA	14.433	9.033	
40	102	FENG Zhe	CHN	14.433	8.533	
41	165	YAMAMURO Koji	JPN	14.433	8.233	
43	154	OTTAVI Paolo	ITA	14.266	8.666	
44	242	KONECNY Martin	CZE	14.266	8.466	
47	202	NAKONECHNYI Vitalii	UKR	14.066	8.366	
48	195	PAKHOMENKO Igor	RUS	14.066	7.866	
49	175	YANG Hak Seon	KOR	14.066	7.666	
50	151	ANGIOLETTI Matteo	ITA	14.033	8.533	
51	221	ARONOVICH Felix	ISR	14.033	8.433	
52	111	BOTELLA PEREZ Isaac	ESP	14.033	7.533	
55	230	GORBACHEV Stepan	KAZ	13.900	8.700	
56	237	ELSAHARTY Mohamed Sherif	EGY	13.900	8.500	
57	238	DAVTYAN Artur	ARM	13.800	8.900	
58	227	JEFFERIS Joshua	AUS	13.800	8.600	
68	235	TREFILOVS Dmitrijs	LAT	12.900	7.600	
69	172	KIM Jihoon	KOR	12.900	7.400	

NOTES

Tie-break rules

Ties will be broken by the following criteria:

1. The highest Execution score
2. The highest Difficulty score
3. If the gymnasts remain tied they will share the same classification

The underline mark indicates where the tie was broken

LEGEND



Floor



North Greenwich Arena
North Greenwich Arena

SAT 28 JUL 2012

Gymnastics Artistic
Gymnastique artistique

Men
Hommes

Qualification - Parallel Bars
Barres parallèles - Qualification



Tie - Break Report
Rapport de tie-break



Rank	Bib	Name	NOC Code	Total	Execution Score	Difficulty Score
=9	104	ZHANG Chenglong	CHN	15.366	8.866	6.500
=9	124	SABOT Hamilton	FRA	15.366	8.866	6.500
14	193	BELYAVSKIY David	RUS	15.300	8.900	
15	142	HAMBUCHEN Fabian	GER	15.300	8.800	
18	243	ZONDERLAND Epke	NED	15.133	8.733	
19	233	PHAM Phuoc Hung	VIE	15.133	8.333	
21	112	GOMEZ FUERTES Javier	ESP	15.066	9.066	
22	201	KUKSENKOV Mykola	UKR	15.066	8.566	
26	192	BALANDIN Aleksandr	RUS	14.766	8.666	
27	253	CAESAR Quazi Syque	BAN	14.766	8.566	
28	183	BUIDOSO Ovidiu	ROU	14.733	8.733	
29	114	LOPEZ Ruben	ESP	14.733	8.633	
30	132	PURVIS Daniel	GBR	14.733	8.333	
31	222	SHATILOV Alexander	ISR	14.700	9.000	
32	121	BENY Pierre Yves	FRA	14.700	8.700	
33	174	KIM Soo Myun	KOR	14.700	8.600	
34	258	KULESZA Roman	POL	14.700	8.500	
39	227	JEFFERIS Joshua	AUS	14.566	8.066	
40	205	VERNIAIEV Oleg	UKR	14.566	7.666	
41	215	OROZCO John	USA	14.533	8.333	
42	254	VERBAEYS Jimmy	BEL	14.533	8.233	
43	153	MORANDI Matteo	ITA	14.500	8.900	
44	154	OTTAVI Paolo	ITA	14.500	8.800	
47	238	DAVTYAN Artur	ARM	14.233	9.333	
48	221	ARONOVICH Felix	ISR	14.233	8.333	



North Greenwich Arena
North Greenwich Arena

SAT 28 JUL 2012

Gymnastics Artistic
Gymnastique artistique

Men
Hommes

Qualification - Parallel Bars
Barres parallèles - Qualification



Tie - Break Report

Rapport de tie-break



Rank	Bib	Name	NOC Code	Total	Execution Score	Difficulty Score
49	252	LEIMLEHNER Fabian	AUT	14.200	8.700	
50	165	YAMAMURO Koji	JPN	14.200	8.000	
64	225	MARAS Vlasios	GRE	13.400	8.600	
65	237	ELSAHARTY Mohamed Sherif	EGY	13.400	7.800	

NOTES

Tie-break rules

Ties will be broken by the following criteria:

1. The highest Execution score
2. The highest Difficulty score
3. If the gymnasts remain tied they will share the same classification

The underline mark indicates where the tie was broken

LEGEND



Parallel Bars



North Greenwich Arena
North Greenwich Arena

SAT 28 JUL 2012

Gymnastics Artistic
Gymnastique artistique

Men
Hommes

Qualification - High Bar
Barre fixe - Qualification



Tie - Break Report
Rapport de tie-break



Rank	Bib	Name	NOC Code	Total	Execution Score	Difficulty Score
5	212	HORTON Jonathan	USA	15.566	8.766	
6	194	GARIBOV Emin	RUS	15.566	8.266	
12	222	SHATILOV Alexander	ISR	15.000	8.700	
13	113	GONZALEZ Fabian	ESP	15.000	8.300	
14	102	FENG Zhe	CHN	15.000	8.100	
15	144	NGUYEN Marcel	GER	15.000	8.000	
16	164	UCHIMURA Kohei	JPN	15.000	7.800	
19	193	BELYAVSKIY David	RUS	14.866	8.766	
20	124	SABOT Hamilton	FRA	14.866	8.566	
23	132	PURVIS Daniel	GBR	14.733	8.633	
24	258	KULESZA Roman	POL	14.733	8.033	
27	112	GOMEZ FUERTES Javier	ESP	14.533	8.633	
28	251	SASAKI JUNIOR Sergio	BRA	14.533	7.933	
31	122	CUCHERAT Yann	FRA	14.366	8.366	
32	165	YAMAMURO Koji	JPN	14.366	7.966	
34	114	LOPEZ Ruben	ESP	14.300	8.400	
35	225	MARAS Vlasios	GRE	14.300	7.300	
39	154	OTTAVI Paolo	ITA	14.066	8.266	
40	183	BUIDOSO Ovidiu	ROU	14.066	8.066	
41	205	VERNIAIEV Oleg	UKR	14.066	7.766	
42	235	TREFILOVS Dmitrijs	LAT	14.033	8.233	
43	214	MIKULAK Samuel	USA	14.033	7.433	
50	253	CAESAR Quazi Syque	BAN	13.700	8.300	
51	182	BERBECAR Marius Daniel	ROU	13.700	8.200	
52	237	ELSAHARTY Mohamed Sherif	EGY	13.666	8.066	
53	230	GORBACHEV Stepan	KAZ	13.666	7.766	



North Greenwich Arena
North Greenwich Arena

SAT 28 JUL 2012

Gymnastics Artistic
Gymnastique artistique

Men
Hommes

Qualification - High Bar
Barre fixe - Qualification



Tie - Break Report

Rapport de tie-break



Rank	Bib	Name	NOC Code	Total	Execution Score	Difficulty Score
54	252	LEIMLEHNER Fabian	AUT	13.533	7.633	
55	247	SHEK Wai Hung	HKG	13.533	7.133	
56	221	ARONOVICH Felix	ISR	13.500	8.000	
57	256	GIRALDO LOPEZ Jorge Hugo	COL	13.500	7.900	

NOTES

Tie-break rules

Ties will be broken by the following criteria:

1. The highest Execution score
2. The highest Difficulty score
3. If the gymnasts remain tied they will share the same classification

The underline mark indicates where the tie was broken

LEGEND



Horizontal Bar



Tie - Break Report
Rapport de tie-break



Rank	Bib	Name	NOC Code	Total	Execution Score	Difficulty Score
5	191	ABLYAZIN Denis	RUS	15.500	8.900	
6	244	RAMOS Tommy	PUR	15.500	8.700	
11	162	TANAKA Kazuhito	JPN	15.100	9.100	
12	211	DALTON Jacob	USA	15.100	8.900	
13	144	NGUYEN Marcel	GER	15.100	8.700	
14	215	OROZCO John	USA	15.066	8.766	
15	151	ANGIOLETTI Matteo	ITA	15.066	8.666	
16	132	PURVIS Daniel	GBR	15.033	8.933	
17	163	TANAKA Yusuke	JPN	15.033	8.833	
21	145	TOBA Andreas	GER	14.900	8.600	
22	114	LOPEZ Ruben	ESP	14.900	8.500	
23	165	YAMAMURO Koji	JPN	14.900	8.100	
=24	102	FENG Zhe	CHN	14.866	8.566	6.300
=24	154	OTTAVI Paolo	ITA	14.866	8.566	6.300
26	204	STEPKO Oleg	UKR	14.866	8.466	
29	251	SASAKI JUNIOR Sergio	BRA	14.633	8.933	
30	194	GARIBOV Emin	RUS	14.633	8.833	
=31	131	OLDHAM Sam	GBR	14.600	8.700	5.900
=31	213	LEYVA Danell	USA	14.600	8.700	5.900
33	185	KOCZI Flavius	ROU	14.600	8.500	
34	205	VERNIAIEV Oleg	UKR	14.600	8.300	
36	124	SABOT Hamilton	FRA	14.533	8.833	
37	227	JEFFERIS Joshua	AUS	14.533	8.233	
39	231	ALMEIDA CAMPOS Manuel	POR	14.433	8.633	
40	233	PHAM Phuoc Hung	VIE	14.433	7.633	
41	184	COTUNA Vlad Bogdan	ROU	14.400	8.800	
42	103	GUO Weiyang	CHN	14.400	8.000	



Tie - Break Report
Rapport de tie-break



Rank	Bib	Name	NOC Code	Total	Execution Score	Difficulty Score
43	193	BELYAVSKIY David	RUS	14.366	8.666	
44	123	da SILVA Gael	FRA	14.366	8.366	
46	125	TOMMASONE Cyril	FRA	14.166	8.666	
47	141	BOY Philipp	GER	14.166	8.466	
48	171	KIM Hee Hoon	KOR	14.166	8.266	
=49	135	WHITLOCK Max	GBR	14.133	8.633	5.500
=49	245	CAPELLI Claudio	SUI	14.133	8.633	5.500
=53	113	GONZALEZ Fabian	ESP	14.033	8.733	5.300
=53	155	POZZO Enrico	ITA	14.033	8.733	5.300
55	222	SHATILOV Alexander	ISR	14.033	8.633	
65	240	SHIKHALIYEV Shakir	AZE	13.166	8.666	
66	242	KONECNY Martin	CZE	13.166	7.966	

NOTES

Tie-break rules

Ties will be broken by the following criteria:

1. The highest Execution score
2. The highest Difficulty score
3. If the gymnasts remain tied they will share the same classification

The underline mark indicates where the tie was broken

LEGEND



Rings



North Greenwich Arena
North Greenwich Arena

SAT 28 JUL 2012

Gymnastics Artistic
Gymnastique artistique

Men
Hommes

Qualification - Pommel Horse
Cheval d'arçons - Qualification



Tie - Break Report
Rapport de tie-break



Rank	Bib	Name	NOC Code	Total	Execution Score	Difficulty Score
7	193	BELYAVSKIY David	RUS	14.900	8.600	
8	135	WHITLOCK Max	GBR	14.900	8.500	
9	201	KUKSENKOV Mykola	UKR	14.900	8.400	
15	165	YAMAMURO Koji	JPN	14.400	8.400	
16	204	STEPKO Oleg	UKR	14.400	8.300	
17	246	GUSCINAS Rokas	LTU	14.366	8.466	
18	205	VERNIAIEV Oleg	UKR	14.366	8.166	
19	195	PAKHOMENKO Igor	RUS	14.333	8.733	
20	214	MIKULAK Samuel	USA	14.333	8.333	
=21	141	BOY Philipp	GER	14.333	8.233	6.100
=21	161	KATO Ryohei	JPN	14.333	8.233	6.100
23	194	GARIBOV Emin	RUS	14.233	8.733	
24	235	TREFILOVS Dmitrijs	LAT	14.233	8.133	
25	134	THOMAS Kristian	GBR	14.133	8.433	
26	245	CAPELLI Claudio	SUI	14.133	8.333	
27	222	SHATILOV Alexander	ISR	14.133	8.233	
29	251	SASAKI JUNIOR Sergio	BRA	14.033	8.433	
30	124	SABOT Hamilton	FRA	14.033	8.233	
=33	144	NGUYEN Marcel	GER	13.900	8.500	5.400
=33	238	DAVTYAN Artur	ARM	13.900	8.500	5.400
37	230	GORBACHEV Stepan	KAZ	13.733	8.633	
38	192	BALANDIN Aleksandr	RUS	13.733	8.333	
42	227	JEFFERIS Joshua	AUS	13.433	8.233	
43	174	KIM Soo Myun	KOR	13.433	8.033	
44	221	ARONOVICH Felix	ISR	13.433	7.633	
45	132	PURVIS Daniel	GBR	13.400	7.500	
46	185	KOCZI Flavius	ROU	13.400	7.400	



North Greenwich Arena
North Greenwich Arena

SAT 28 JUL 2012

Gymnastics Artistic
Gymnastique artistique

Men
Hommes

Qualification - Pommel Horse
Cheval d'arçons - Qualification



Tie - Break Report

Rapport de tie-break



Rank	Bib	Name	NOC Code	Total	Execution Score	Difficulty Score
<u>=51</u>	111	BOTELLA PEREZ Isaac	ESP	12.900	7.600	5.300
<u>=51</u>	242	KONECNY Martin	CZE	12.900	7.600	5.300
55	181	BATAGA Cristian Ioan	ROU	12.700	7.600	
56	212	HORTON Jonathan	USA	12.700	7.400	
65	252	LEIMLEHNER Fabian	AUT	12.100	8.000	
66	171	KIM Hee Hoon	KOR	12.100	7.700	

NOTES

Tie-break rules

Ties will be broken by the following criteria:

1. The highest Execution score
2. The highest Difficulty score
3. If the gymnasts remain tied they will share the same classification

The underline mark indicates where the tie was broken

LEGEND



Pommel Horse



Tie - Break Report
Rapport de tie-break

Rank	Bib Name	NOC Code	Total	Sum of best scores					
				6	5	4	3	2	1
23	174 KIM Soo Myun	KOR	86.331	Sum of best scores	72.898				
				Sum of Execution scores					
				Sum of Difficulty scores					
24	154 OTTAVI Paolo	ITA	86.331	Sum of best scores	72.631				
				Sum of Execution scores					
				Sum of Difficulty scores					

NOTES

Tie-break rules

Ties will be broken by the following criteria:

1. The highest sum of the final apparatus scores (i.e. add the total of the 5, 4, 3, 2, 1 of the highest final apparatus scores)
2. The highest total Execution score by adding all apparatus
3. The highest total Difficulty score by adding all apparatus
4. If the gymnasts remain tied they will share the same classification

The underline mark indicates where the tie was broken



Judges Assignments

Affectation des juges

Superior Jury

STOICA Adrian
KARACSONY Istvan
BUTCHER Steven
IAROV Edouard
KATO Sawao
MARCOS FELIPE Julio
HUANG Liping

FIG President
FIG Floor Supervisor
FIG Pommel Horse Supervisor
FIG Rings Supervisor
FIG Vault Supervisor
FIG Parallel Bars Supervisor
FIG Horizontal Bar Supervisor



Function	Name	NOC Code
D1	BERCZI Istvan Ferenc	HUN
D2	REIMERING Vincent	NED
E1	COUSSEMENT Alain	BEL
E2	STRUPLER Andreas	SUI
E3	AMIRBEKOV Timur	KAZ
E4	CABALLERO Robson	BRA
E5	BRICKNER Rafael	ISR
ER1	THINGVOLD Tom	NOR
ER2	BERNABE Douglas	ESA
Time Judge	HANLEY Nikki	GBR
Line Judge 1	MOORE Simon	GBR
Line Judge 2	BREWER Ross	GBR



Function	Name	NOC Code
D1	CARRILES Pablo	ESP
D2	TAKEUCHI Teruaki	JPN
E1	TORO Enrique	ECU
E2	PROVIAS Nikolaos	GRE
E3	KURTEV Zdravko	BUL
E4	PELC Zbigniew	POL
E5	VARGA Gabriel	SVK
ER1	HODZIC LEDERER Enes	SLO
ER2	LIEFELDT Robert	RSA



Function	Name	NOC Code
D1	FEDARAU Andrey	BLR
D2	SZYJKO Paul	AUS
E1	ALIYEV Rza	AZE
E2	VUKOJA Mario	CRO
E3	ROCHA Joao Paulo	POR
E4	HEIDERICH Raymond	CAN
E5	SALAZAR ORTIZ Gustavo	MEX
ER1	HUMMEL Jens	SWE
ER2	STYLIANOU Sotiris	CYP



Function	Name	NOC Code
D1	SALANITRO Enrique Luis	ARG
D2	MACCHIA Alain	FRA
E1	DUS Pavel	CZE
E2	LAGOS Rodrigo	CHI
E3	LEE Hosik	KOR
E4	DEJANOVIC Dejan	SRB
E5	TOTH Josef	AUT
ER1	KALAJA Teppo	FIN
ER2	BERNARD Joseph	LUX
Line Judge	NIVEN REED Julian	GBR



Function	Name	NOC Code
D1	APOLZAN Mircea Dumitru	ROU
D2	ZUNICH Andreja	USA
E1	DONOGHUE Denis	IRL
E2	SURPIKAS Viktoras	LTU
E3	YUEN Ka Keung	HKG
E4	CORREDOR SEGURA Jaime	COL
E5	MICKEVICS Arturs	LAT
ER1	SANDOVAL Jorge	VEN
ER2	HADJI Mohammed	ALG
Time Judge	LEIGH Colin	GBR



Function	Name	NOC Code
D1	ALBRECHT Holger	GER
D2	TOMBS Andrew	GBR
E1	TRAVERSO Fulvio	ITA
E2	BUI Dinh	VIE
E3	COLON Javier	PUR
E4	LI Jing	CHN
E5	ANDREEV Dmitry	RUS
ER1	CHEN Ming-Yao	TPE
ER2	TOMASSON Bjorn	ISL

Reserves

Control Number	Name	NOC Code
R1	BARAKA Tamer	EGY
R2	SEROBYAN Hakob	ARM

LEGEND

Dx Difficulty Judges (x=1-2)

Ex Execution Judges (x=1-5)

ERx Execution Reference Judges (x=1-2)

Rx Reserve Judges



Floor



Pommel Horse



Rings



Vault









Parallel Bars



Horizontal Bar









Results
Résultats

Rank	Bib	NOC Name	Total						
1		CHN - People's Republic of China	275.997	45.133 (5)	43.833 (4)	<u>44.899</u> (5)	48.316 (1)	46.750 (1)	47.066 (1)
	101	CHEN Yibing	30.533		14.733	15.800			
	102	FENG Zhe	76.099	14.400		14.533	16.216	15.950	15.000
	103	GUO Weiyang	44.366		14.600	14.566		15.200	
	104	ZHANG Chenglong	76.866	14.900	14.500		16.200	15.600	15.666
	105	ZOU Kai	48.133	15.833			15.900		16.400
2		JPN - Japan	271.952	44.733 (6)	42.365 (5)	<u>45.699</u> (2)	45.974 (7)	46.282 (2)	46.899 (2)
	161	KATO Ryohei	46.107	15.300	14.766		16.041		
	162	TANAKA Kazuhito	57.698	13.733	13.433			15.366	15.166
	163	TANAKA Yusuke	46.700			15.200		15.500	16.000
	164	UCHIMURA Kohei	92.048	15.700	14.166	15.133	15.900	15.416	15.733
	165	YAMAMURO Koji	29.399			15.366	14.033		
3		GBR - Great Britain	271.711	46.132 (1)	<u>45.932</u> (1)	43.066 (8)	48.182 (2)	44.566 (7)	43.833 (7)
	131	OLDHAM Sam	42.999			14.033		14.966	14.000
	132	PURVIS Daniel	90.265	15.533	14.733	14.600	15.966	14.800	14.633
	133	SMITH Louis	15.966		15.966				
	134	THOMAS Kristian	61.616	15.433		14.433	16.550		15.200
	135	WHITLOCK Max	60.865	15.166	15.233		15.666	14.800	
4		UKR - Ukraine	271.526	44.065 (8)	44.966 (3)	45.699 (2)	<u>48.065</u> (3)	44.733 (6)	43.998 (6)
	201	KUKSENKOV Mykola	60.799		15.100	15.233		15.200	15.266
	202	NAKONECHNYI Vitalii	43.465	14.333	14.866				14.266
	203	RADIVILOV Igor	31.499			15.433	16.066		
	204	STEPKO Oleg	74.565	14.866	15.000	15.033	15.733	13.933	
	205	VERNIAIEV Oleg	61.198	14.866			16.266	15.600	14.466
5		USA - United States of America	269.952	<u>45.266</u> (3)	40.633 (7)	45.257 (4)	46.632 (6)	45.765 (3)	46.399 (3)
	211	DALTON Jacob	46.565	15.466		15.033	16.066		
	212	HORTON Jonathan	30.466			15.266			15.200
	213	LEYVA Danell	59.832	15.200	13.400			15.366	15.866
	214	MIKULAK Samuel	60.332	14.600	14.500		15.966	15.266	
	215	OROZCO John	72.757		12.733	14.958	14.600	15.133	15.333
6		RUS - Russian Federation	269.603	<u>45.308</u> (2)	42.299 (6)	46.132 (1)	46.866 (5)	43.965 (8)	45.033 (5)
	191	ABLYAZIN Denis	47.491	15.475		15.616	16.400		
	192	BALANDIN Aleksandr	29.282			15.816		13.466	
	193	BELYAVSKIY David	74.265	14.933	12.933		16.133	15.433	14.833
	194	GARIBOV Emin	60.199		14.833	14.700		15.066	15.600
	195	PAKHOMENKO Igor	58.366	14.900	14.533		14.333		14.600



Results
Résultats

Rank	Bib	NOC Name	Total						
7		GER - Germany	268.019	45.199 (4)	<u>40.466</u> (8)	44.824 (6)	47.032 (4)	45.433 (4)	45.065 (4)
	141	BOY Philipp	57.332	14.800	13.200		15.566		13.766
	142	HAMBUCHEN Fabian	77.123	15.066		14.858	15.633	15.400	16.166
	143	KRIMMER Sebastian	29.266		14.733			14.533	
	144	NGUYEN Marcel	76.932	15.333		15.133	15.833	15.500	15.133
	145	TOBA Andreas	27.366		12.533	14.833			
8		FRA - France	265.441	44.066 (7)	45.265 (2)	43.432 (7)	<u>44.473</u> (8)	45.290 (5)	42.915 (8)
	121	BENY Pierre Yves	86.255	14.333	15.033	14.466	14.566	14.591	13.266
	122	CUCHERAT Yann							
	123	da SILVA Gael	60.065	15.200		14.633	15.466		14.766
	124	SABOT Hamilton	59.548		14.766	14.333		15.566	14.883
	125	TOMMASONE Cyril	59.573	14.533	15.466		14.441	15.133	

NOTES

Underlined totals indicate startings apparatus

LEGEND

 Floor	 Pommel Horse	 Rings	 Vault	 Parallel Bars	 Horizontal Bar
--	--	---	---	---	--



Individual Judges Scores

Scores individuels des juges



Rank	Bib	Name	NOC Code	Time	D Score	Execution Jury (E)										Penalty	Total
						E1	E2	E3	E4	E5	E Jury Score	ER1 Score	ER2 Score	ER Score	E Score	L / T / O	
1	105	ZOU Kai	CHN	1:07	6.900	9.0	8.5	9.0	8.9	8.9	8.933	8.7	9.0	8.850	8.933		15.833
2	164	UCHIMURA Kohei	JPN	1:07	6.700	9.2	8.9	8.9	9.2	8.9	9.000	9.0	8.7	8.850	9.000		15.700
3	132	PURVIS Daniel	GBR	1:02	6.500	9.2	9.1	8.8	9.0	9.0	9.033	9.2	8.9	9.050	9.033		15.533
4	191	ABLYAZIN Denis	RUS	1:09	6.900	8.9	8.7	8.5	8.9	8.8	8.800	8.4	8.3	8.350	* 8.575		* 15.475
5	211	DALTON Jacob	USA	1:02	6.600	8.8	9.1	8.5	8.9	8.9	8.866	8.7	9.0	8.850	8.866		15.466
6	134	THOMAS Kristian	GBR	1:04	6.300	9.3	9.1	9.2	9.1	9.0	9.133	9.2	9.2	9.200	9.133		15.433
7	144	NGUYEN Marcel	GER	1:05	6.500	9.0	8.8	8.9	8.5	8.8	8.833	8.9	8.7	8.800	8.833		15.333
8	161	KATO Ryohei	JPN	1:06	6.600	9.0	8.9	8.8	8.9	8.9	8.900	8.4	8.6	8.500	* 8.700		* 15.300
9	123	da SILVA Gael	FRA	1:07	6.300	9.0	8.9	8.9	8.6	8.9	8.900	8.8	8.8	8.800	8.900		15.200
9	213	LEYVA Danell	USA	1:07	6.300	8.9	8.9	9.0	8.9	8.6	8.900	8.8	8.7	8.750	8.900		15.200
11	135	WHITLOCK Max	GBR	1:03	6.500	8.8	8.9	8.8	8.7	8.4	8.766	8.7	8.6	8.650	8.766	.1 / .0 / .0	15.166
12	142	HAMBUCHEN Fabian	GER	1:08	6.100	9.0	9.1	9.0	8.9	8.9	8.966	9.0	9.0	9.000	8.966		15.066
13	193	BELYAVSKIY David	RUS	1:07	6.200	8.4	8.8	9.2	8.8	8.6	8.733	8.9	8.4	8.650	8.733		14.933
14	104	ZHANG Chenglong	CHN	1:10	6.500	8.5	8.3	8.2	8.5	8.4	8.400	8.2	8.3	8.250	8.400		14.900
14	195	PAKHOMENKO Igor	RUS	1:09	6.200	8.7	8.6	8.7	8.7	8.7	8.700	8.4	8.5	8.450	8.700		14.900
16	204	STEPKO Oleg	UKR	1:07	6.200	8.7	8.9	8.9	8.7	8.9	8.833	8.4	8.6	8.500	* 8.666		* 14.866
16	205	VERNIAIEV Oleg	UKR	1:07	6.500	7.9	8.4	8.5	8.4	8.3	8.366	8.1	8.6	8.350	8.366		14.866
18	141	BOY Philipp	GER	1:04	6.100	8.7	8.8	8.7	8.6	8.7	8.700	8.4	8.7	8.550	8.700		14.800
19	214	MIKULAK Samuel	USA	1:09	6.600	8.1	8.0	8.0	8.0	8.0	8.000	8.2	8.4	8.300	8.000		14.600
20	125	TOMMASONE Cyril	FRA	1:08	5.800	8.8	8.7	8.5	8.7	8.8	8.733	8.6	8.6	8.600	8.733		14.533
21	102	FENG Zhe	CHN	1:08	6.100	8.4	8.6	8.3	8.4	8.4	8.400	8.4	8.5	8.450	8.400	.1 / .0 / .0	14.400
22	121	BENY Pierre Yves	FRA	1:07	5.400	8.9	8.9	9.1	9.0	8.7	8.933	9.0	8.6	8.800	8.933		14.333
22	202	NAKONECHNYI Vitalii	UKR	1:09	5.600	8.7	8.6	8.7	9.0	8.8	8.733	8.7	8.7	8.700	8.733		14.333
24	162	TANAKA Kazuhito	JPN	1:05	5.900	7.6	7.9	8.0	8.0	7.5	7.833	7.7	8.0	7.850	7.833		13.733



North Greenwich Arena
North Greenwich Arena

MON 30 JUL 2012

Gymnastics Artistic

Gymnastique artistique

Men's Team

Compétition par équipes - hommes

Final - Floor Exercise

Exercices au sol - finale



Individual Judges Scores

Scores individuels des juges



Rank	Bib	Name	NOC Code	Time	D Score	Execution Jury (E)									Penalty L / T / O	Total
						E1	E2	E3	E4	E5	E Jury Score	ER1 Score	ER2 Score	ER Score		

LEGEND

* Reference score applied **D** Difficulty **E** Execution **Ex** Execution Judges (x=1-5) **ER** Execution Reference **ERx** Execution Reference Judges (x=1-2)
L Line **O** Other **Spec Ded** Specific apparatus deduction **T** Time

Floor





Individual Judges Scores

Scores individuels des juges



Rank	Bib	Name	NOC Code	D Score	Execution Jury (E)										Penalty L / T / O	Total
					E1	E2	E3	E4	E5	E Jury Score	ER1 Score	ER2 Score	ER Score	E Score		
1	134	THOMAS Kristian	GBR	7.000	9.5	9.4	9.5	9.5	9.7	9.500	9.6	9.6	9.600	* 9.550		* 16.550
2	191	ABLYAZIN Denis	RUS	7.000	9.6	9.2	9.3	9.4	9.5	9.400	9.4	9.4	9.400	9.400		16.400
3	205	VERNIAIEV Oleg	UKR	7.000	9.2	9.1	9.3	9.3	9.3	9.266	9.2	9.3	9.250	9.266		16.266
4	102	FENG Zhe	CHN	7.000	9.0	9.2	9.2	9.1	9.1	9.133	9.3	9.3	9.300	* 9.216		* 16.216
5	104	ZHANG Chenglong	CHN	7.000	9.2	9.2	9.3	9.2	9.1	9.200	9.2	9.4	9.300	9.200		16.200
6	193	BELYAVSKIY David	RUS	7.000	9.1	9.1	9.3	9.1	9.2	9.133	9.1	9.1	9.100	9.133		16.133
7	203	RADIVILOV Igor	UKR	7.000	9.0	8.9	9.1	9.1	9.3	9.066	9.0	9.1	9.050	9.066		16.066
7	211	DALTON Jacob	USA	7.000	9.1	9.1	9.2	9.3	9.2	9.166	9.3	9.1	9.200	9.166	.1 / .0 / .0	16.066
9	161	KATO Ryohei	JPN	6.600	9.3	9.3	9.1	9.5	9.4	9.333	9.5	9.6	9.550	* 9.441		* 16.041
10	132	PURVIS Daniel	GBR	6.600	9.4	9.3	9.3	9.4	9.4	9.366	9.3	9.4	9.350	9.366		15.966
10	214	MIKULAK Samuel	USA	7.000	9.1	8.9	9.3	8.9	9.2	9.066	9.2	9.0	9.100	9.066	.1 / .0 / .0	15.966
12	105	ZOU Kai	CHN	6.600	9.1	9.2	9.4	9.4	9.3	9.300	9.2	9.2	9.200	9.300		15.900
12	164	UCHIMURA Kohei	JPN	6.600	9.2	9.2	9.4	9.6	9.3	9.300	9.4	9.4	9.400	9.300		15.900
14	144	NGUYEN Marcel	GER	6.600	9.2	9.2	9.2	9.4	9.3	9.233	9.4	9.3	9.350	9.233		15.833
15	204	STEPKO Oleg	UKR	6.600	8.9	8.9	9.3	9.3	9.2	9.133	8.9	9.2	9.050	9.133		15.733
16	135	WHITLOCK Max	GBR	6.600	9.1	9.2	9.2	9.2	9.0	9.166	9.2	9.3	9.250	9.166	.1 / .0 / .0	15.666
17	142	HAMBUCHEN Fabian	GER	6.600	9.1	9.0	9.1	9.2	9.2	9.133	9.2	9.1	9.150	9.133	.1 / .0 / .0	15.633
18	141	BOY Philipp	GER	6.600	9.0	8.7	8.8	9.1	9.1	8.966	9.1	9.0	9.050	8.966		15.566
19	123	da SILVA Gael	FRA	6.600	9.1	8.9	9.2	9.2	9.2	9.166	9.1	9.1	9.100	9.166	.3 / .0 / .0	15.466
20	215	OROZCO John	USA	6.600	7.8	8.1	8.1	8.0	7.9	8.000	7.7	8.0	7.850	8.000		14.600
21	121	BENY Pierre Yves	FRA	5.400	9.1	9.1	9.4	9.2	9.2	9.166	9.1	9.1	9.100	9.166		14.566
22	125	TOMMASONE Cyril	FRA	6.200	8.4	8.5	8.3	8.6	8.4	8.433	8.6	8.7	8.650	* 8.541	.3 / .0 / .0	* 14.441
23	195	PAKHOMENKO Igor	RUS	6.600	7.9	8.0	7.8	8.3	8.2	8.033	7.9	2.1	5.000	8.033	.3 / .0 / .0	14.333
24	165	YAMAMURO Koji	JPN	6.200	8.2	7.8	8.3	8.1	8.1	8.133	8.3	8.1	8.200	8.133	.3 / .0 / .0	14.033



North Greenwich Arena
North Greenwich Arena

MON 30 JUL 2012

Gymnastics Artistic

Gymnastique artistique

Men's Team

Compétition par équipes - hommes

Final - Vault

Saut de cheval - finale



Individual Judges Scores

Scores individuels des juges



Rank	Bib	Name	NOC Code	D Score	Execution Jury (E)										Penalty L / T / O	Total
					E1	E2	E3	E4	E5	E Jury Score	ER1 Score	ER2 Score	ER Score	E Score		

LEGEND

* Reference score applied **D** Difficulty **E** Execution **Ex** Execution Judges (x=1-5) **ER** Execution Reference **ERx** Execution Reference Judges (x=1-2)
L Line **O** Other **Spec Ded** Specific apparatus deduction **T** Time **V** Vault number

Vault



Individual Judges Scores

Scores individuels des juges



Rank	Bib	Name	NOC Code	D Score	Execution Jury (E)										Penalty L / T / O	Total
					E1	E2	E3	E4	E5	E Jury Score	ER1 Score	ER2 Score	ER Score	E Score		
1	102	FENG Zhe	CHN	7.000	8.8	8.7	9.0	8.9	8.7	8.800	9.2	9.0	9.100	* 8.950	* 15.950	
2	104	ZHANG Chenglong	CHN	6.500	9.1	9.4	9.1	9.0	9.1	9.100	9.2	8.9	9.050	9.100	15.600	
2	205	VERNIAIEV Oleg	UKR	6.500	9.1	9.2	9.0	9.1	9.1	9.100	9.0	9.0	9.000	9.100	15.600	
4	124	SABOT Hamilton	FRA	6.700	9.0	8.9	8.6	9.1	8.7	8.866	8.8	8.9	8.850	8.866	15.566	
5	144	NGUYEN Marcel	GER	6.800	8.7	8.4	8.7	9.0	8.7	8.700	8.3	8.5	8.400	8.700	15.500	
5	163	TANAKA Yusuke	JPN	6.400	9.3	9.1	8.8	9.0	9.2	9.100	9.2	9.2	9.200	9.100	15.500	
7	193	BELYAVSKIY David	RUS	6.300	9.2	9.1	9.2	9.1	9.1	9.133	9.2	9.1	9.150	9.133	15.433	
8	164	UCHIMURA Kohei	JPN	6.500	8.8	8.9	9.1	8.7	8.8	8.833	9.0	9.0	9.000	* 8.916	* 15.416	
9	142	HAMBUCHEN Fabian	GER	6.500	8.9	8.9	8.9	8.8	8.9	8.900	9.1	8.9	9.000	8.900	15.400	
10	162	TANAKA Kazuhito	JPN	6.700	8.8	8.8	8.6	8.6	8.4	8.666	8.7	8.7	8.700	8.666	15.366	
10	213	LEYVA Danell	USA	6.600	8.6	9.1	8.6	9.0	8.7	8.766	8.8	8.5	8.650	8.766	15.366	
12	214	MIKULAK Samuel	USA	6.200	9.1	9.3	9.1	8.9	9.0	9.066	9.0	9.0	9.000	9.066	15.266	
13	103	GUO Weiyang	CHN	6.500	8.8	8.8	8.2	8.6	8.7	8.700	9.0	8.7	8.850	8.700	15.200	
13	201	KUKSENKOV Mykola	UKR	6.500	8.6	8.8	8.4	8.7	9.1	8.700	8.5	8.9	8.700	8.700	15.200	
15	125	TOMMASONE Cyril	FRA	6.200	8.9	9.0	8.7	8.9	9.0	8.933	8.9	8.8	8.850	8.933	15.133	
15	215	OROZCO John	USA	6.600	8.5	8.2	8.2	8.8	8.4	8.366	8.8	8.6	8.700	* 8.533	* 15.133	
17	194	GARIBOV Ermin	RUS	6.500	8.6	8.6	8.5	8.5	9.1	8.566	8.6	8.8	8.700	8.566	15.066	
18	131	OLDHAM Sam	GBR	6.100	8.9	8.7	8.9	9.0	8.8	8.866	9.1	8.9	9.000	8.866	14.966	
19	132	PURVIS Daniel	GBR	6.400	8.1	8.2	8.3	8.7	8.7	8.400	8.0	8.6	8.300	8.400	14.800	
19	135	WHITLOCK Max	GBR	6.000	8.8	8.9	8.4	8.9	8.7	8.800	8.7	8.7	8.700	8.800	14.800	
21	121	BENY Pierre Yves	FRA	6.000	8.7	8.4	8.5	8.4	8.4	8.433	8.9	8.6	8.750	* 8.591	* 14.591	
22	143	KRIMMER Sebastian	GER	6.200	8.2	8.1	8.4	8.5	8.4	8.333	8.4	8.0	8.200	8.333	14.533	
23	204	STEPKO Oleg	UKR	6.200	7.3	8.0	7.7	7.5	8.2	7.733	7.6	7.7	7.650	7.733	13.933	
24	192	BALANDIN Aleksandr	RUS	5.700	7.4	8.0	7.9	7.8	7.6	7.766	7.6	8.0	7.800	7.766	13.466	



North Greenwich Arena
North Greenwich Arena

MON 30 JUL 2012

Gymnastics Artistic

Gymnastique artistique

Men's Team

Compétition par équipes - hommes

Final - Parallel Bars

Barres parallèles - finale



Individual Judges Scores

Scores individuels des juges



Rank	Bib	Name	NOC Code	D Score	Execution Jury (E)										Penalty L / T / O	Total
					E1	E2	E3	E4	E5	E Jury Score	ER1 Score	ER2 Score	ER Score	E Score		

LEGEND

* Reference score applied **D** Difficulty **E** Execution **Ex** Execution Judges (x=1-5) **ER** Execution Reference **ERx** Execution Reference Judges (x=1-2)
L Line **O** Other **Spec Ded** Specific apparatus deduction **T** Time



Parallel Bars



Individual Judges Scores

Scores individuels des juges



Rank	Bib	Name	NOC Code	D Score	Execution Jury (E)										Penalty	Total
					E1	E2	E3	E4	E5	E Jury Score	ER1 Score	ER2 Score	ER Score	E Score	L / T / O	
1	105	ZOU Kai	CHN	7.700	8.5	9.0	8.8	8.8	8.5	8.700	9.0	8.5	8.750	8.700		16.400
2	142	HAMBUCHEN Fabian	GER	7.500	8.7	8.7	8.6	8.7	8.6	8.666	8.8	8.4	8.600	8.666		16.166
3	163	TANAKA Yusuke	JPN	7.300	8.7	8.8	8.6	8.5	8.8	8.700	8.7	8.5	8.600	8.700		16.000
4	213	LEYVA Danell	USA	7.200	8.7	8.8	9.0	8.5	8.4	8.666	8.6	8.7	8.650	8.666		15.866
5	164	UCHIMURA Kohei	JPN	7.200	8.9	8.4	8.4	8.3	8.8	8.533	8.6	8.0	8.300	8.533		15.733
6	104	ZHANG Chenglong	CHN	7.500	8.1	8.1	8.3	8.5	8.0	8.166	8.2	8.0	8.100	8.166		15.666
7	194	GARIBOV Emin	RUS	7.300	8.3	7.9	8.5	8.2	8.4	8.300	8.2	8.2	8.200	8.300		15.600
8	215	OROZCO John	USA	6.700	8.8	8.6	8.7	8.5	8.6	8.633	8.9	8.7	8.800	8.633		15.333
9	201	KUKSENKOV Mykola	UKR	7.100	8.4	7.6	7.9	8.2	8.5	8.166	8.3	8.4	8.350	8.166		15.266
10	134	THOMAS Kristian	GBR	6.500	8.8	8.7	8.6	8.6	9.0	8.700	9.2	8.7	8.950	8.700		15.200
10	212	HORTON Jonathan	USA	6.500	8.7	8.8	8.6	8.7	8.7	8.700	8.9	8.6	8.750	8.700		15.200
12	162	TANAKA Kazuhito	JPN	6.700	8.5	8.5	8.4	7.8	8.5	8.466	8.4	8.6	8.500	8.466		15.166
13	144	NGUYEN Marcel	GER	7.000	8.4	8.4	8.2	8.4	8.3	8.366	7.7	8.1	7.900	* 8.133		* 15.133
14	102	FENG Zhe	CHN	6.900	7.8	8.6	7.9	8.7	7.7	8.100	8.3	7.5	7.900	8.100		15.000
15	124	SABOT Hamilton	FRA	6.400	8.4	8.2	8.5	8.1	8.5	8.366	8.5	8.7	8.600	* 8.483		* 14.883
16	193	BELYAVSKIY David	RUS	6.100	8.9	8.7	8.6	8.5	8.9	8.733	8.9	8.7	8.800	8.733		14.833
17	123	da SILVA Gael	FRA	6.400	8.5	8.9	8.2	8.1	8.4	8.366	8.6	8.3	8.450	8.366		14.766
18	132	PURVIS Daniel	GBR	6.100	8.7	8.6	8.3	8.5	8.5	8.533	8.5	8.4	8.450	8.533		14.633
19	195	PAKHOMENKO Igor	RUS	6.400	8.1	8.3	8.0	8.3	8.2	8.200	8.3	8.4	8.350	8.200		14.600
20	205	VERNIAIEV Oleg	UKR	6.000	8.6	8.6	8.2	8.3	8.5	8.466	8.5	8.3	8.400	8.466		14.466
21	202	NAKONECHNYI Vitalii	UKR	6.000	8.0	8.4	8.4	8.2	8.2	8.266	8.6	7.9	8.250	8.266		14.266
22	131	OLDHAM Sam	GBR	6.300	7.8	7.7	7.8	7.4	7.6	7.700	7.8	7.7	7.750	7.700		14.000
23	141	BOY Philipp	GER	6.400	7.5	7.4	7.2	7.3	7.4	7.366	7.5	7.2	7.350	7.366		13.766
24	121	BENY Pierre Yves	FRA	5.100	8.3	8.6	8.0	8.2	7.7	8.166	8.2	7.9	8.050	8.166		13.266



North Greenwich Arena
North Greenwich Arena

MON 30 JUL 2012

Gymnastics Artistic

Gymnastique artistique

Men's Team

Compétition par équipes - hommes

Final - High Bar

Barre fixe - finale



Individual Judges Scores

Scores individuels des juges



Rank	Bib	Name	NOC Code	D Score	Execution Jury (E)										Penalty L / T / O	Total
					E1	E2	E3	E4	E5	E Jury Score	ER1 Score	ER2 Score	ER Score	E Score		

LEGEND

* Reference score applied **D** Difficulty **E** Execution **Ex** Execution Judges (x=1-5) **ER** Execution Reference **ERx** Execution Reference Judges (x=1-2)
L Line **O** Other **Spec Ded** Specific apparatus deduction **T** Time



Horizontal Bar



Individual Judges Scores

Scores individuels des juges



Rank	Bib	Name	NOC Code	D Score	Execution Jury (E)										Penalty L / T / O	Total
					E1	E2	E3	E4	E5	E Jury Score	ER1 Score	ER2 Score	ER Score	E Score		
1	192	BALANDIN Aleksandr	RUS	6.700	9.1	9.1	8.9	9.1	8.9	9.033	9.2	9.2	9.200	* 9.116	* 15.816	
2	101	CHEN Yibing	CHN	6.800	9.0	9.0	8.9	9.1	9.0	9.000	8.9	9.1	9.000	9.000	15.800	
3	191	ABLYAZIN Denis	RUS	6.600	9.1	9.0	8.4	8.8	9.0	8.933	9.1	9.1	9.100	* 9.016	* 15.616	
4	203	RADIVILOV Igor	UKR	6.600	8.8	8.6	9.1	8.9	8.8	8.833	8.7	9.1	8.900	8.833	15.433	
5	165	YAMAMURO Koji	JPN	6.700	8.7	8.4	8.5	8.8	8.8	8.666	8.6	8.5	8.550	8.666	15.366	
6	212	HORTON Jonathan	USA	6.700	8.5	8.5	8.3	8.8	8.7	8.566	8.5	8.5	8.500	8.566	15.266	
7	201	KUKSENKOV Mykola	UKR	6.300	9.1	9.0	8.9	8.9	8.9	8.933	9.0	9.0	9.000	8.933	15.233	
8	163	TANAKA Yusuke	JPN	6.200	9.0	9.0	8.9	9.1	9.0	9.000	9.1	8.9	9.000	9.000	15.200	
9	144	NGUYEN Marcel	GER	6.400	8.8	8.7	9.0	8.6	8.7	8.733	8.8	8.9	8.850	8.733	15.133	
9	164	UCHIMURA Kohei	JPN	6.500	8.7	8.5	8.6	8.6	8.7	8.633	8.7	8.5	8.600	8.633	15.133	
11	204	STEPKO Oleg	UKR	6.400	8.7	8.6	7.9	8.6	8.8	8.633	8.5	8.9	8.700	8.633	15.033	
11	211	DALTON Jacob	USA	6.200	8.9	8.9	8.7	9.0	8.7	8.833	8.7	8.8	8.750	8.833	15.033	
13	215	OROZCO John	USA	6.300	8.9	8.8	8.7	8.7	8.8	8.766	8.6	8.5	8.550	* 8.658	* 14.958	
14	142	HAMBUCHEN Fabian	GER	5.900	9.1	9.0	8.7	8.9	8.4	8.866	8.9	9.2	9.050	* 8.958	* 14.858	
15	145	TOBA Andreas	GER	6.300	8.6	8.5	8.0	8.7	8.5	8.533	8.4	8.1	8.250	8.533	14.833	
16	194	GARIBOV Emin	RUS	5.800	8.9	8.9	8.9	9.0	8.8	8.900	9.0	9.0	9.000	8.900	14.700	
17	123	da SILVA Gael	FRA	6.000	8.5	8.5	8.7	8.7	8.7	8.633	8.6	8.7	8.650	8.633	14.633	
18	132	PURVIS Daniel	GBR	6.100	8.6	8.7	8.4	8.5	8.2	8.500	8.4	8.4	8.400	8.500	14.600	
19	103	GUO Weiyang	CHN	6.400	8.0	8.2	8.3	8.0	8.3	8.166	8.1	7.9	8.000	8.166	14.566	
20	102	FENG Zhe	CHN	6.300	8.2	8.1	8.0	8.4	8.5	8.233	8.2	8.2	8.200	8.233	14.533	
21	121	BENY Pierre Yves	FRA	5.700	8.7	8.7	8.9	8.8	8.8	8.766	8.8	8.6	8.700	8.766	14.466	
22	134	THOMAS Kristian	GBR	5.800	8.6	8.6	8.9	8.5	8.7	8.633	8.6	8.5	8.550	8.633	14.433	
23	124	SABOT Hamilton	FRA	5.700	8.8	8.7	8.5	8.6	8.6	8.633	8.6	8.7	8.650	8.633	14.333	
24	131	OLDHAM Sam	GBR	5.900	8.1	8.2	8.4	8.1	8.1	8.133	8.5	8.1	8.300	8.133	14.033	



North Greenwich Arena
North Greenwich Arena

MON 30 JUL 2012

Gymnastics Artistic

Gymnastique artistique

Men's Team

Compétition par équipes - hommes

Final - Rings

Anneaux - finale



Individual Judges Scores

Scores individuels des juges



Rank	Bib	Name	NOC Code	D Score	Execution Jury (E)										Penalty L / T / O	Total
					E1	E2	E3	E4	E5	E Jury Score	ER1 Score	ER2 Score	ER Score	E Score		

LEGEND

* Reference score applied **D** Difficulty **E** Execution **Ex** Execution Judges (x=1-5) **ER** Execution Reference **ERx** Execution Reference Judges (x=1-2)
L Line **O** Other **Spec Ded** Specific apparatus deduction **T** Time



Rings



Individual Judges Scores

Scores individuels des juges



Rank	Bib	Name	NOC Code	D Score	Execution Jury (E)										Penalty	Total
					E1	E2	E3	E4	E5	E Jury Score	ER1 Score	ER2 Score	ER Score	E Score	L / T / O	
1	133	SMITH Louis	GBR	6.900	9.3	8.9	9.0	9.1	9.1	9.066	9.2	9.0	9.100	9.066		15.966
2	125	TOMMASONE Cyril	FRA	6.500	9.2	8.9	8.9	9.1	8.7	8.966	8.9	9.0	8.950	8.966		15.466
3	135	WHITLOCK Max	GBR	6.500	8.7	8.7	8.9	8.5	8.8	8.733	8.5	8.7	8.600	8.733		15.233
4	201	KUKSENKOV Mykola	UKR	6.200	9.3	8.9	8.9	8.9	8.8	8.900	8.8	8.8	8.800	8.900		15.100
5	121	BENY Pierre Yves	FRA	6.500	8.5	8.6	8.5	8.3	8.8	8.533	8.7	8.4	8.550	8.533		15.033
6	204	STEPKO Oleg	UKR	6.400	8.9	8.8	8.6	8.4	2.0	8.600	8.4	8.3	8.350	8.600		15.000
7	202	NAKONECHNYI Vitalii	UKR	6.200	8.5	8.7	8.8	8.9	8.2	8.666	8.8	8.7	8.750	8.666		14.866
8	194	GARIBOV Emin	RUS	5.900	9.0	8.8	8.9	8.9	9.1	8.933	9.1	8.9	9.000	8.933		14.833
9	124	SABOT Hamilton	FRA	6.100	8.7	8.7	8.7	8.5	8.6	8.666	8.6	8.8	8.700	8.666		14.766
9	161	KATO Ryohei	JPN	6.100	8.6	8.7	8.4	8.8	8.7	8.666	8.7	8.1	8.400	8.666		14.766
11	101	CHEN Yibing	CHN	6.200	9.0	8.6	8.5	8.3	8.5	8.533	8.9	8.2	8.550	8.533		14.733
11	132	PURVIS Daniel	GBR	6.200	8.8	8.8	8.1	8.0	8.7	8.533	8.6	8.3	8.450	8.533		14.733
11	143	KRIMMER Sebastian	GER	6.000	8.6	8.8	8.4	8.9	8.8	8.733	8.5	8.7	8.600	8.733		14.733
14	103	GUO Weiyang	CHN	6.300	8.5	8.5	8.0	8.2	8.2	8.300	8.4	7.7	8.050	8.300		14.600
15	195	PAKHOMENKO Igor	RUS	5.900	8.7	8.7	8.4	8.7	8.5	8.633	8.6	8.6	8.600	8.633		14.533
16	104	ZHANG Chenglong	CHN	5.800	9.0	8.6	8.4	8.5	9.0	8.700	8.8	8.4	8.600	8.700		14.500
16	214	MIKULAK Samuel	USA	6.000	8.2	8.4	8.6	8.5	8.9	8.500	8.8	8.6	8.700	8.500		14.500
18	164	UCHIMURA Kohei	JPN	6.100	8.3	8.0	8.2	8.0	8.0	8.066	8.3	8.0	8.150	8.066		14.166
19	162	TANAKA Kazuhito	JPN	5.800	8.1	7.8	7.8	7.3	7.2	7.633	7.8	7.8	7.800	7.633		13.433
20	213	LEYVA Danell	USA	5.800	8.0	7.7	7.7	7.4	7.3	7.600	8.0	7.8	7.900	7.600		13.400
21	141	BOY Philipp	GER	5.900	7.8	7.2	6.2	7.2	7.5	7.300	7.3	7.0	7.150	7.300		13.200
22	193	BELYAVSKIY David	RUS	5.400	8.3	7.5	7.4	7.7	7.4	7.533	7.7	7.4	7.550	7.533		12.933
23	215	OROZCO John	USA	5.800	7.0	7.0	6.8	6.8	7.6	6.933	7.0	6.6	6.800	6.933		12.733
24	145	TOBA Andreas	GER	5.000	7.8	7.3	7.4	7.5	7.7	7.533	7.4	6.9	7.150	7.533		12.533



North Greenwich Arena
North Greenwich Arena

MON 30 JUL 2012

Gymnastics Artistic

Gymnastique artistique

Men's Team

Compétition par équipes - hommes

Final - Pommel Horse

Cheval d'arçons - finale



Individual Judges Scores

Scores individuels des juges



Rank	Bib	Name	NOC Code	D Score	Execution Jury (E)										Penalty L / T / O	Total
					E1	E2	E3	E4	E5	E Jury Score	ER1 Score	ER2 Score	ER Score	E Score		

LEGEND

* Reference score applied **D** Difficulty **E** Execution **Ex** Execution Judges (x=1-5) **ER** Execution Reference **ERx** Execution Reference Judges (x=1-2)
L Line **O** Other **Spec Ded** Specific apparatus deduction **T** Time

 Pommel Horse



Judges Assignments
Affectation des juges

Superior Jury

STOICA Adrian
KARACSONY Istvan
BUTCHER Steven
IAROV Edouard
KATO Sawao
MARCOS FELIPE Julio
HUANG Liping

FIG President
FIG Floor Supervisor
FIG Pommel Horse Supervisor
FIG Rings Supervisor
FIG Vault Supervisor
FIG Parallel Bars Supervisor
FIG Horizontal Bar Supervisor



Function	Name	NOC Code
D1	BERCZI Istvan Ferenc	HUN
D2	REIMERING Vincent	NED
E1	TORO Enrique	ECU
E2	TRAVERSO Fulvio	ITA
E3	MICKEVICS Arturs	LAT
E4	COUSSEMENT Alain	BEL
E5	PELC Zbigniew	POL
ER1	THINGVOLD Tom	NOR
ER2	CHEN Ming-Yao	TPE
Time Judge	LEIGH Colin	GBR
Line Judge 1	HANLEY Nikki	GBR
Line Judge 2	WOOLLS Lee	GBR

Function	Name	NOC Code
D1	CARRILES Pablo	ESP
D2	TAKEUCHI Teruaki	JPN
E1	ALIYEV Rza	AZE
E2	YUEN Ka Keung	HKG
E3	VUKOJA Mario	CRO
E4	LAGOS Rodrigo	CHI
E5	STRUPLER Andreas	SUI
ER1	SANDOVAL Jorge	VEN
ER2	HODZIC LEDEKERER Enes	SLO



Function	Name	NOC Code
D1	FEDARAU Andrey	BLR
D2	SZYJKO Paul	AUS
E1	ANDREEV Dmitry	RUS
E2	CORREDOR SEGURA Jaime	COL
E3	AMIRBEKOV Timur	KAZ
E4	HEIDERICH Raymond	CAN
E5	LEE Hosik	KOR
ER1	KALAJA Teppo	FIN
ER2	TOMASSON Bjorn	ISL

Function	Name	NOC Code
D1	SALANITRO Enrique Luis	ARG
D2	MACCHIA Alain	FRA
E1	SALAZAR ORTIZ Gustavo	MEX
E2	TOTH Josef	AUT
E3	DONOGHUE Denis	IRL
E4	SURPIKAS Viktoras	LTU
E5	DEJANOVIC Dejan	SRB
ER1	BERNARD Joseph	LUX
ER2	HADJI Mohammed	ALG
Line Judge	MOORE Simon	GBR



Function	Name	NOC Code
D1	APOLZAN Mircea Dumitru	ROU
D2	ZUNICH Andreja	USA
E1	ROCHA Joao Paulo	POR
E2	DUS Pavel	CZE
E3	LI Jing	CHN
E4	VARGA Gabriel	SVK
E5	BRICKNER Rafael	ISR
ER1	HUMMEL Jens	SWE
ER2	BERNABE Douglas	ESA
Time Judge	NIVEN REED Julian	GBR

Function	Name	NOC Code
D1	ALBRECHT Holger	GER
D2	TOMBS Andrew	GBR
E1	BUI Dinh	VIE
E2	CABALLERO Robson	BRA
E3	COLON Javier	PUR
E4	PROVIAS Nikolaos	GRE
E5	KURTEV Zdravko	BUL
ER1	LIEFELDT Robert	RSA
ER2	STYLIANOU Sotiris	CYP

Reserves

Control Number	Name	NOC Code
R1	SEROBYAN Hakob	ARM
R2	BARAKA Tamer	EGY







LEGEND

Dx Difficulty Judges (x=1-2) **Ex** Execution Judges (x=1-5) **ERx** Execution Reference Judges (x=1-2) **Rx** Reserve Judges

Floor Pommel Horse Rings Vault Parallel Bars Horizontal Bar



Results
Résultats

Rank	Bib Name	NOC Code							Total
1	164 UCHIMURA Kohei	JPN	15.100	<u>15.066</u>	15.333	16.266	15.325	15.600	92.690
2	144 NGUYEN Marcel	GER	15.300	<u>13.666</u>	15.366	15.666	15.833	15.200	91.031
3	213 LEYVA Danell	USA	<u>15.366</u>	13.500	14.733	15.566	15.833	15.700	90.698
4	201 KUKSENKOV Mykola	UKR	<u>14.633</u>	14.600	15.200	15.533	15.400	15.066	90.432
5	193 BELYAVSKIY David	RUS	<u>14.466</u>	14.866	14.833	16.200	15.166	14.766	90.297
6	162 TANAKA Kazuhito	JPN	14.166	13.433	<u>15.200</u>	15.533	15.500	15.575	89.407
7	134 THOMAS Kristian	GBR	<u>15.566</u>	14.566	14.633	14.908	14.733	15.000	89.406
8	215 OROZCO John	USA	<u>15.433</u>	12.566	15.200	15.900	15.266	14.966	89.331
9	113 GONZALEZ Fabian	ESP	14.600	14.733	<u>13.966</u>	16.133	14.400	15.166	88.998
10	251 SASAKI JUNIOR Sergio	BRA	14.233	<u>14.366</u>	14.233	16.100	15.200	14.833	88.965
11	205 VERNIAIEV Oleg	UKR	14.533	13.966	<u>14.866</u>	16.233	15.033	14.300	88.931
12	222 SHATILOV Alexander	ISR	15.600	<u>14.266</u>	14.200	15.133	14.400	14.833	88.432
13	132 PURVIS Daniel	GBR	15.166	<u>14.266</u>	14.800	16.000	13.600	14.500	88.332
14	194 GARIBOV Emin	RUS	14.475	<u>14.233</u>	14.866	14.833	15.366	14.233	88.006
15	142 HAMBUCHEN Fabian	GER	<u>15.200</u>	13.266	14.800	14.766	15.400	14.333	87.765
16	125 TOMMASONE Cyril	FRA	13.500	15.333	<u>14.400</u>	15.358	15.000	14.066	87.657
17	245 CAPELLI Claudio	SUI	14.866	14.366	<u>14.166</u>	14.566	14.850	14.500	87.314
18	155 POZZO Enrico	ITA	14.700	13.900	14.000	<u>15.466</u>	14.533	14.433	87.032
19	227 JEFFERIS Joshua	AUS	14.066	13.533	14.800	<u>15.433</u>	14.900	14.133	86.865
20	174 KIM Soo Myun	KOR	12.266	13.700	14.200	<u>16.000</u>	14.641	14.966	85.773
21	254 VERBAEYS Jimmy	BEL	13.933	14.033	14.000	<u>15.266</u>	14.833	13.166	85.231
22	154 OTTAVI Paolo	ITA	12.466	14.033	15.016	<u>15.000</u>	14.100	14.033	84.648
23	112 GOMEZ FUERTES Javier	ESP	14.266	12.433	<u>14.800</u>	15.466	14.733	12.733	84.431
24	258 KULESZA Roman	POL	13.866	13.000	13.866	<u>14.400</u>	15.100	13.933	84.165

NOTES

Underlined totals indicates starting apparatus

LEGEND





Individual Judges Scores

Scores individuels des juges



Rank	Bib	Name	NOC Code	Time	D Score	Execution Jury (E)										Penalty		Total
						E1	E2	E3	E4	E5	E Jury Score	ER1 Score	ER2 Score	ER Score	E Score	L / T / O		
1	222	SHATILOV Alexander	ISR	1:07	6.700	8.8	9.1	9.0	8.7	8.9	8.900	8.8	9.1	8.950	8.900			15.600
2	134	THOMAS Kristian	GBR	1:07	6.300	9.3	9.3	8.9	9.4	9.2	9.266	9.2	9.2	9.200	9.266			15.566
3	215	OROZCO John	USA	1:08	6.100	9.4	9.3	9.0	9.3	9.4	9.333	9.1	9.3	9.200	9.333			15.433
4	213	LEYVA Danell	USA	1:07	6.300	9.4	9.1	8.9	9.1	9.0	9.066	9.1	9.1	9.100	9.066			15.366
5	144	NGUYEN Marcel	GER	1:04	6.500	9.0	8.9	8.7	8.6	8.8	8.800	9.0	8.8	8.900	8.800			15.300
6	142	HAMBUCHEN Fabian	GER	1:06	6.100	9.3	9.1	9.1	9.1	8.9	9.100	9.2	9.0	9.100	9.100			15.200
7	132	PURVIS Daniel	GBR	1:05	6.500	8.7	8.6	8.7	8.8	8.6	8.666	8.8	8.9	8.850	8.666			15.166
8	164	UCHIMURA Kohei	JPN	1:06	6.700	8.4	8.4	8.4	8.1	8.5	8.400	8.5	8.5	8.500	8.400			15.100
9	245	CAPELLI Claudio	SUI	1:00	6.000	8.8	8.9	9.1	8.9	8.8	8.866	8.7	8.7	8.700	8.866			14.866
10	155	POZZO Enrico	ITA	1:03	5.900	8.5	9.1	8.8	8.7	8.9	8.800	8.8	8.7	8.750	8.800			14.700
11	201	KUKSENKOV Mykola	UKR	1:10	5.900	8.7	8.8	8.7	9.0	8.7	8.733	8.7	8.7	8.700	8.733			14.633
12	113	GONZALEZ Fabian	ESP	1:03	6.300	8.2	8.2	8.0	8.5	8.6	8.300	8.3	8.6	8.450	8.300			14.600
13	205	VERNIAIEV Oleg	UKR	1:07	6.500	8.2	8.5	8.3	8.2	8.5	8.333	8.2	8.3	8.250	8.333	.3 / .0 / .0		14.533
14	194	GARIBOV Emin	RUS	1:07	5.500	9.1	9.1	9.1	8.9	9.1	9.100	8.8	8.9	8.850	* 8.975			* 14.475
15	193	BELYAVSKIY David	RUS	1:06	6.200	8.7	8.7	8.6	8.1	8.8	8.666	8.4	8.5	8.450	8.666	.4 / .0 / .0		14.466
16	112	GOMEZ FUERTES Javier	ESP	1:07	5.900	8.1	8.6	8.3	8.2	8.7	8.366	8.3	8.6	8.450	8.366			14.266
17	251	SASAKI JUNIOR Sergio	BRA	1:07	5.700	8.5	8.4	8.7	8.3	8.7	8.533	8.6	8.4	8.500	8.533			14.233
18	162	TANAKA Kazuhito	JPN	1:07	5.900	8.3	8.1	8.3	8.2	8.5	8.266	7.8	8.7	8.250	8.266			14.166
19	227	JEFFERIS Joshua	AUS	1:07	5.500	8.5	8.6	8.6	8.5	8.6	8.566	8.6	8.6	8.600	8.566			14.066
20	254	VERBAEYS Jimmy	BEL	1:08	5.800	8.1	8.1	8.1	8.6	8.2	8.133	8.0	8.5	8.250	8.133			13.933
21	258	KULESZA Roman	POL	1:02	5.200	8.6	8.7	8.6	8.7	8.7	8.666	8.4	8.8	8.600	8.666			13.866
22	125	TOMMASONE Cyril	FRA	1:02	5.300	8.3	8.5	7.5	8.2	8.1	8.200	8.5	8.2	8.350	8.200			13.500
23	154	OTTAVI Paolo	ITA	1:11	5.600	7.0	7.0	7.2	7.2	7.0	7.066	7.4	7.5	7.450	7.066	.1 / .1 / .0		12.466
24	174	KIM Soo Myun	KOR	1:10	5.700	6.6	7.2	7.0	7.0	6.4	6.866	7.0	7.7	7.350	6.866	.3 / .0 / .0		12.266



North Greenwich Arena
North Greenwich Arena

WED 1 AUG 2012

Gymnastics Artistic

Gymnastique artistique

Men's Individual All-Around

Concours multiple individuel, hommes

Final - Floor Exercise

Exercices au sol - finale



Individual Judges Scores

Scores individuels des juges



Rank	Bib	Name	NOC Code	Time	D Score	Execution Jury (E)									Penalty L / T / O	Total	
						E1	E2	E3	E4	E5	E Jury Score	ER1 Score	ER2 Score	ER Score			E Score

Judge E1 for Floor TORO Enrique (ECU) was replaced by SEROBYAN Hakob (ARM) from Rotation 4 to Rotation 6.

LEGEND						
* Reference score applied	D Difficulty	E Execution	Ex Execution Judges (x=1-5)	ER Execution Reference	ERx Execution Reference Judges (x=1-2)	
L Line	O Other	Spec Ded Specific apparatus deduction	T Time			
Floor						





Individual Judges Scores

Scores individuels des juges



Rank	Bib	Name	NOC Code	D Score	Execution Jury (E)										Penalty L / T / O	Total
					E1	E2	E3	E4	E5	E Jury Score	ER1 Score	ER2 Score	ER Score	E Score		
1	164	UCHIMURA Kohei	JPN	6.600	9.7	9.6	9.6	9.7	9.7	9.666	9.8	9.6	9.700	9.666		16.266
2	205	VERNIAIEV Oleg	UKR	7.000	9.0	9.2	9.3	9.3	9.2	9.233	9.2	9.3	9.250	9.233		16.233
3	193	BELYAVSKIY David	RUS	7.000	9.2	9.1	9.2	9.4	9.2	9.200	9.1	9.1	9.100	9.200		16.200
4	113	GONZALEZ Fabian	ESP	6.600	9.6	9.6	9.4	9.5	9.5	9.533	9.5	9.3	9.400	9.533		16.133
5	251	SASAKI JUNIOR Sergio	BRA	6.600	9.4	9.6	9.5	9.4	9.6	9.500	9.5	9.5	9.500	9.500		16.100
6	132	PURVIS Daniel	GBR	6.600	9.5	9.4	9.4	9.4	9.2	9.400	9.6	9.4	9.500	9.400		16.000
6	174	KIM Soo Myun	KOR	6.600	9.5	9.4	9.4	9.4	9.4	9.400	9.3	9.3	9.300	9.400		16.000
8	215	OROZCO John	USA	6.600	9.4	9.1	9.4	9.2	9.3	9.300	9.2	9.1	9.150	9.300		15.900
9	144	NGUYEN Marcel	GER	6.600	9.1	9.2	9.2	9.3	9.1	9.166	9.1	9.2	9.150	9.166	.1 / .0 / .0	15.666
10	213	LEYVA Danell	USA	6.200	9.4	9.4	9.4	9.3	9.3	9.366	9.3	9.4	9.350	9.366		15.566
11	162	TANAKA Kazuhito	JPN	6.200	9.4	9.3	9.3	9.4	9.3	9.333	9.3	9.4	9.350	9.333		15.533
11	201	KUKSENKOV Mykola	UKR	6.200	9.4	9.3	9.3	9.4	9.2	9.333	9.2	9.4	9.300	9.333		15.533
13	112	GOMEZ FUERTES Javier	ESP	6.200	9.4	9.1	9.3	9.3	9.2	9.266	9.3	9.2	9.250	9.266		15.466
13	155	POZZO Enrico	ITA	6.200	9.3	9.5	9.2	9.3	9.2	9.266	9.3	9.4	9.350	9.266		15.466
15	227	JEFFERIS Joshua	AUS	6.200	9.3	9.1	9.3	9.2	9.2	9.233	9.3	9.0	9.150	9.233		15.433
16	125	TOMMASONE Cyril	FRA	6.200	9.2	9.2	9.1	9.2	8.8	9.166	9.3	9.4	9.350	*9.258	.1 / .0 / .0	*15.358
17	254	VERBAEYS Jimmy	BEL	6.200	9.1	9.2	9.2	9.3	9.0	9.166	9.3	9.2	9.250	9.166	.1 / .0 / .0	15.266
18	222	SHATILOV Alexander	ISR	6.200	9.1	8.8	9.2	9.0	9.0	9.033	9.1	9.0	9.050	9.033	.1 / .0 / .0	15.133
19	154	OTTAVI Paolo	ITA	5.800	9.2	9.4	9.2	9.2	9.1	9.200	9.2	9.1	9.150	9.200		15.000
20	134	THOMAS Kristian	GBR	7.000	8.3	8.4	8.8	8.4	8.1	8.366	8.2	7.9	8.050	*8.208	.3 / .0 / .0	*14.908
21	194	GARIBOV Emin	RUS	6.200	9.0	8.9	8.9	9.1	8.9	8.933	8.9	8.6	8.750	8.933	.3 / .0 / .0	14.833
22	142	HAMBUCHEN Fabian	GER	6.600	8.5	8.2	8.3	8.2	8.3	8.266	8.2	8.0	8.100	8.266	.1 / .0 / .0	14.766
23	245	CAPELLI Claudio	SUI	6.600	8.3	8.3	8.3	8.2	8.1	8.266	8.2	8.0	8.100	8.266	.3 / .0 / .0	14.566
24	258	KULESZA Roman	POL	6.200	8.2	8.4	8.6	8.7	8.5	8.500	8.4	8.2	8.300	8.500	.3 / .0 / .0	14.400



North Greenwich Arena
North Greenwich Arena

WED 1 AUG 2012

Gymnastics Artistic

Gymnastique artistique

Men's Individual All-Around

Concours multiple individuel, hommes

Final - Vault

Saut de cheval - finale



Individual Judges Scores

Scores individuels des juges



Rank	Bib	Name	NOC Code	D Score	Execution Jury (E)										Penalty	Total
					E1	E2	E3	E4	E5	E Jury Score	ER1 Score	ER2 Score	ER Score	E Score	L / T / O	

LEGEND

* Reference score applied **D** Difficulty **E** Execution **Ex** Execution Judges (x=1-5) **ER** Execution Reference **ERx** Execution Reference Judges (x=1-2)
L Line **O** Other **Spec Ded** Specific apparatus deduction **T** Time **V** Vault number

Vault





Individual Judges Scores

Scores individuels des juges



Rank	Bib	Name	NOC Code	D Score	Execution Jury (E)										Penalty L / T / O	Total
					E1	E2	E3	E4	E5	E Jury Score	ER1 Score	ER2 Score	ER Score	E Score		
1	144	NGUYEN Marcel	GER	6.800	9.0	9.2	9.0	9.1	8.9	9.033	9.1	8.5	8.800	9.033	15.833	
1	213	LEYVA Danell	USA	6.600	9.3	9.2	9.2	9.3	9.0	9.233	9.1	9.4	9.250	9.233	15.833	
3	162	TANAKA Kazuhito	JPN	6.700	8.7	8.7	8.8	9.1	8.9	8.800	8.8	8.5	8.650	8.800	15.500	
4	142	HAMBUCHEN Fabian	GER	6.500	9.0	9.0	8.7	8.8	8.9	8.900	9.0	9.0	9.000	8.900	15.400	
4	201	KUKSENKOV Mykola	UKR	6.500	8.8	9.2	8.6	9.0	8.9	8.900	8.7	8.8	8.750	8.900	15.400	
6	194	GARIBOV Emin	RUS	6.500	8.7	8.9	9.1	8.8	8.9	8.866	8.7	8.9	8.800	8.866	15.366	
7	164	UCHIMURA Kohei	JPN	6.400	8.8	8.8	8.8	8.8	8.9	8.800	9.1	9.0	9.050	* 8.925	* 15.325	
8	215	OROZCO John	USA	6.600	8.6	8.7	8.6	8.7	8.7	8.666	8.7	8.8	8.750	8.666	15.266	
9	251	SASAKI JUNIOR Sergio	BRA	6.200	9.0	9.1	8.8	8.9	9.2	9.000	9.0	9.1	9.050	9.000	15.200	
10	193	BELYAVSKIY David	RUS	6.400	8.9	8.7	8.6	8.8	8.8	8.766	8.7	8.8	8.750	8.766	15.166	
11	258	KULESZA Roman	POL	6.200	8.8	9.1	8.8	9.0	8.9	8.900	8.7	8.7	8.700	8.900	15.100	
12	205	VERNIAIEV Oleg	UKR	6.700	8.2	8.1	8.5	8.6	8.3	8.333	8.5	8.0	8.250	8.333	15.033	
13	125	TOMMASONE Cyril	FRA	6.200	8.7	9.0	8.8	8.6	8.9	8.800	8.8	8.8	8.800	8.800	15.000	
14	227	JEFFERIS Joshua	AUS	6.500	7.9	8.5	8.4	8.5	8.3	8.400	8.2	8.2	8.200	8.400	14.900	
15	245	CAPELLI Claudio	SUI	6.100	8.5	8.6	8.7	9.0	8.2	8.600	8.8	9.0	8.900	* 8.750	* 14.850	
16	254	VERBAEYS Jimmy	BEL	6.300	8.6	8.6	8.5	8.5	8.4	8.533	8.4	8.3	8.350	8.533	14.833	
17	112	GOMEZ FUERTES Javier	ESP	6.000	8.8	8.4	8.7	8.9	8.7	8.733	8.8	8.7	8.750	8.733	14.733	
17	134	THOMAS Kristian	GBR	5.800	9.0	9.0	8.9	8.7	8.9	8.933	8.9	9.0	8.950	8.933	14.733	
19	174	KIM Soo Myun	KOR	6.100	8.4	8.4	8.5	8.4	8.7	8.433	8.5	8.8	8.650	* 8.541	* 14.641	
20	155	POZZO Enrico	ITA	5.700	8.9	8.8	9.1	8.8	8.4	8.833	8.8	8.9	8.850	8.833	14.533	
21	113	GONZALEZ Fabian	ESP	5.600	8.7	8.9	8.8	9.0	8.6	8.800	8.8	8.8	8.800	8.800	14.400	
21	222	SHATILOV Alexander	ISR	5.700	8.5	8.5	8.4	8.5	8.8	8.500	8.8	9.0	8.900	* 8.700	* 14.400	
23	154	OTTAVI Paolo	ITA	5.400	8.4	8.7	8.5	9.0	8.9	8.700	8.7	9.0	8.850	8.700	14.100	
24	132	PURVIS Daniel	GBR	6.000	7.6	7.7	7.5	8.0	7.5	7.600	7.3	8.1	7.700	7.600	13.600	



North Greenwich Arena
North Greenwich Arena

WED 1 AUG 2012

Gymnastics Artistic

Gymnastique artistique

Men's Individual All-Around

Concours multiple individuel, hommes

Final - Parallel Bars

Barres parallèles - finale



Individual Judges Scores

Scores individuels des juges



Rank	Bib	Name	NOC Code	D Score	Execution Jury (E)										Penalty L / T / O	Total
					E1	E2	E3	E4	E5	E Jury Score	ER1 Score	ER2 Score	ER Score	E Score		

LEGEND

* Reference score applied **D** Difficulty **E** Execution **Ex** Execution Judges (x=1-5) **ER** Execution Reference **ERx** Execution Reference Judges (x=1-2)
L Line **O** Other **Spec Ded** Specific apparatus deduction **T** Time



Parallel Bars



Individual Judges Scores

Scores individuels des juges



Rank	Bib	Name	NOC Code	D Score	Execution Jury (E)										Penalty L / T / O	Total
					E1	E2	E3	E4	E5	E Jury Score	ER1 Score	ER2 Score	ER Score	E Score		
1	213	LEYVA Danell	USA	7.200	8.6	8.5	8.7	8.4	8.3	8.500	8.5	8.4	8.450	8.500		15.700
2	164	UCHIMURA Kohei	JPN	6.900	8.7	8.7	8.7	8.8	8.6	8.700	8.9	8.7	8.800	8.700		15.600
3	162	TANAKA Kazuhito	JPN	6.800	8.6	8.6	8.5	8.7	8.6	8.600	8.9	9.0	8.950	* 8.775		* 15.575
4	144	NGUYEN Marcel	GER	7.000	8.4	8.0	8.3	8.3	7.9	8.200	7.9	8.1	8.000	8.200		15.200
5	113	GONZALEZ Fabian	ESP	6.700	8.4	8.6	8.5	8.5	8.3	8.466	8.6	8.5	8.550	8.466		15.166
6	201	KUKSENKOV Mykola	UKR	7.100	7.7	8.0	7.9	8.1	8.0	7.966	7.8	8.1	7.950	7.966		15.066
7	134	THOMAS Kristian	GBR	6.400	8.6	8.6	8.3	8.6	8.6	8.600	8.9	8.7	8.800	8.600		15.000
8	174	KIM Soo Myun	KOR	6.500	8.7	8.6	8.4	8.3	8.4	8.466	8.6	8.0	8.300	8.466		14.966
8	215	OROZCO John	USA	6.700	8.6	8.2	8.4	8.2	8.1	8.266	8.2	7.9	8.050	8.266		14.966
10	222	SHATILOV Alexander	ISR	6.300	8.5	8.6	8.5	8.5	8.7	8.533	8.6	8.8	8.700	8.533		14.833
10	251	SASAKI JUNIOR Sergio	BRA	6.600	8.4	8.6	8.2	8.1	8.1	8.233	8.2	8.3	8.250	8.233		14.833
12	193	BELYAVSKIY David	RUS	6.100	8.7	8.6	8.7	8.6	8.8	8.666	8.7	8.5	8.600	8.666		14.766
13	132	PURVIS Daniel	GBR	6.100	8.3	8.5	8.2	8.4	8.6	8.400	8.6	8.2	8.400	8.400		14.500
13	245	CAPELLI Claudio	SUI	6.300	8.1	8.4	8.1	8.2	8.3	8.200	8.2	8.4	8.300	8.200		14.500
15	155	POZZO Enrico	ITA	6.400	8.1	8.0	8.0	8.1	7.9	8.033	8.0	7.7	7.850	8.033		14.433
16	142	HAMBUCHEN Fabian	GER	6.900	7.4	7.6	7.5	7.2	7.4	7.433	7.4	8.1	7.750	7.433		14.333
17	205	VERNIAIEV Oleg	UKR	6.000	8.3	8.4	8.3	8.2	8.3	8.300	8.4	8.2	8.300	8.300		14.300
18	194	GARIBOV Emin	RUS	6.700	7.4	7.8	7.3	7.4	7.8	7.533	7.8	7.3	7.550	7.533		14.233
19	227	JEFFERIS Joshua	AUS	6.100	8.1	8.1	7.9	7.8	8.2	8.033	8.4	8.2	8.300	8.033		14.133
20	125	TOMMASONE Cyril	FRA	5.500	8.5	8.7	8.4	8.5	8.7	8.566	8.8	8.3	8.550	8.566		14.066
21	154	OTTAVI Paolo	ITA	5.800	8.3	8.3	8.0	8.1	8.3	8.233	8.2	8.9	8.550	8.233		14.033
22	258	KULESZA Roman	POL	6.300	7.6	7.7	7.4	7.6	7.9	7.633	7.9	7.2	7.550	7.633		13.933
23	254	VERBAEYS Jimmy	BEL	5.700	7.3	7.6	8.0	7.5	6.9	7.466	7.6	6.9	7.250	7.466		13.166
24	112	GOMEZ FUERTES Javier	ESP	5.400	7.4	7.3	7.5	7.3	7.3	7.333	7.1	7.2	7.150	7.333		12.733



North Greenwich Arena
North Greenwich Arena

WED 1 AUG 2012

Gymnastics Artistic

Gymnastique artistique

Men's Individual All-Around

Concours multiple individuel, hommes

Final - Horizontal Bar

Barre horizontale - finale



Individual Judges Scores

Scores individuels des juges



Rank	Bib	Name	NOC Code	D Score	Execution Jury (E)										Penalty L / T / O	Total
					E1	E2	E3	E4	E5	E Jury Score	ER1 Score	ER2 Score	ER Score	E Score		

LEGEND

* Reference score applied **D** Difficulty **E** Execution **Ex** Execution Judges (x=1-5) **ER** Execution Reference **ERx** Execution Reference Judges (x=1-2)
L Line **O** Other **Spec Ded** Specific apparatus deduction **T** Time



Horizontal Bar



North Greenwich Arena
North Greenwich Arena

WED 1 AUG 2012

Gymnastics Artistic

Gymnastique artistique

Men's Individual All-Around

Concours multiple individuel, hommes

Final - Rings

Anneaux - finale



Individual Judges Scores

Scores individuels des juges



Rank	Bib	Name	NOC Code	D Score	Execution Jury (E)										Penalty	Total
					E1	E2	E3	E4	E5	E Jury Score	ER1 Score	ER2 Score	ER Score	E Score	L / T / O	
1	144	NGUYEN Marcel	GER	6.600	8.7	8.9	8.8	8.8	8.7	8.766	9.0	8.4	8.700	8.766		15.366
2	164	UCHIMURA Kohei	JPN	6.500	8.5	9.1	9.2	8.8	8.6	8.833	8.7	8.7	8.700	8.833		15.333
3	162	TANAKA Kazuhito	JPN	6.000	9.2	9.3	9.2	9.2	8.7	9.200	9.3	9.1	9.200	9.200		15.200
3	201	KUKSENKOV Mykola	UKR	6.300	8.8	8.9	9.0	9.0	8.8	8.900	8.8	8.3	8.550	8.900		15.200
3	215	OROZCO John	USA	6.300	8.7	8.8	9.0	8.9	9.1	8.900	9.0	8.8	8.900	8.900		15.200
6	154	OTTAVI Paolo	ITA	6.300	8.8	9.0	8.7	8.7	9.0	8.833	8.6	8.6	8.600	* 8.716		* 15.016
7	194	GARIBOV Emin	RUS	5.800	9.2	9.1	9.0	9.1	9.0	9.066	9.0	9.1	9.050	9.066		14.866
7	205	VERNIAIEV Oleg	UKR	6.300	8.7	8.8	8.7	8.3	8.3	8.566	8.7	8.4	8.550	8.566		14.866
9	193	BELYAVSKIY David	RUS	5.700	9.2	9.1	9.2	9.1	8.6	9.133	8.9	9.0	8.950	9.133		14.833
10	112	GOMEZ FUERTES Javier	ESP	6.200	8.0	8.7	8.8	8.6	8.5	8.600	8.9	8.0	8.450	8.600		14.800
10	132	PURVIS Daniel	GBR	6.100	8.8	8.9	8.3	8.7	8.6	8.700	8.8	9.0	8.900	8.700		14.800
10	142	HAMBUCHEN Fabian	GER	5.900	8.7	8.9	8.9	8.9	9.0	8.900	9.0	8.9	8.950	8.900		14.800
10	227	JEFFERIS Joshua	AUS	6.300	8.4	8.6	8.6	8.2	8.5	8.500	8.6	8.5	8.550	8.500		14.800
14	213	LEYVA Danell	USA	5.900	8.7	9.1	8.8	8.9	8.8	8.833	8.8	8.8	8.800	8.833		14.733
15	134	THOMAS Kristian	GBR	5.800	8.9	9.0	8.8	8.7	8.8	8.833	8.9	8.9	8.900	8.833		14.633
16	125	TOMMASONE Cyril	FRA	5.500	8.9	9.2	9.0	8.8	8.8	8.900	9.0	8.9	8.950	8.900		14.400
17	251	SASAKI JUNIOR Sergio	BRA	5.800	8.2	8.9	8.6	8.5	8.1	8.433	8.0	8.3	8.150	8.433		14.233
18	174	KIM Soo Myun	KOR	5.900	8.1	8.4	8.4	8.0	8.6	8.300	8.2	8.4	8.300	8.300		14.200
18	222	SHATILOV Alexander	ISR	5.400	9.0	8.7	9.0	8.7	8.5	8.800	8.5	8.8	8.650	8.800		14.200
20	245	CAPELLI Claudio	SUI	5.500	8.5	8.9	8.6	8.7	8.7	8.666	8.5	8.8	8.650	8.666		14.166
21	155	POZZO Enrico	ITA	5.300	8.7	9.0	8.6	8.8	8.6	8.700	8.8	8.8	8.800	8.700		14.000
21	254	VERBAEYS Jimmy	BEL	5.500	8.5	8.6	8.6	8.2	8.4	8.500	8.3	8.3	8.300	8.500		14.000
23	113	GONZALEZ Fabian	ESP	5.300	8.6	8.9	8.6	8.7	8.7	8.666	8.7	9.0	8.850	8.666		13.966
24	258	KULESZA Roman	POL	5.300	8.6	8.7	8.4	8.3	8.7	8.566	8.7	8.2	8.450	8.566		13.866



North Greenwich Arena
North Greenwich Arena

WED 1 AUG 2012

Gymnastics Artistic

Gymnastique artistique

Men's Individual All-Around

Concours multiple individuel, hommes

Final - Rings

Anneaux - finale



Individual Judges Scores

Scores individuels des juges



Rank	Bib	Name	NOC Code	D Score	Execution Jury (E)										Penalty L / T / O	Total
					E1	E2	E3	E4	E5	E Jury Score	ER1 Score	ER2 Score	ER Score	E Score		

LEGEND

* Reference score applied **D** Difficulty **E** Execution **Ex** Execution Judges (x=1-5) **ER** Execution Reference **ERx** Execution Reference Judges (x=1-2)
L Line **O** Other **Spec Ded** Specific apparatus deduction **T** Time

Rings



Individual Judges Scores

Scores individuels des juges



Rank	Bib	Name	NOC Code	D Score	Execution Jury (E)										Penalty L / T / O	Total
					E1	E2	E3	E4	E5	E Jury Score	ER1 Score	ER2 Score	ER Score	E Score		
1	125	TOMMASONE Cyril	FRA	6.500	8.7	9.0	8.7	8.9	8.9	8.833	8.8	8.9	8.850	8.833	15.333	
2	164	UCHIMURA Kohei	JPN	6.300	8.7	8.9	8.8	8.7	8.8	8.766	8.7	8.9	8.800	8.766	15.066	
3	193	BELYAVSKIY David	RUS	6.100	8.8	8.8	8.7	8.8	8.5	8.766	8.5	8.8	8.650	8.766	14.866	
4	113	GONZALEZ Fabian	ESP	5.900	8.9	8.8	8.7	8.9	8.8	8.833	8.8	8.8	8.800	8.833	14.733	
5	201	KUKSENKOV Mykola	UKR	5.900	8.8	8.9	8.4	8.8	8.5	8.700	8.3	8.5	8.400	8.700	14.600	
6	134	THOMAS Kristian	GBR	5.800	8.8	8.6	8.8	8.9	8.7	8.766	8.8	8.5	8.650	8.766	14.566	
7	245	CAPELLI Claudio	SUI	5.800	8.5	8.6	8.6	8.5	8.6	8.566	8.5	8.7	8.600	8.566	14.366	
7	251	SASAKI JUNIOR Sergio	BRA	5.600	8.8	8.7	8.5	8.9	8.8	8.766	8.9	8.6	8.750	8.766	14.366	
9	132	PURVIS Daniel	GBR	6.100	8.0	8.5	8.2	8.0	8.3	8.166	8.2	8.4	8.300	8.166	14.266	
9	222	SHATILOV Alexander	ISR	5.900	8.4	8.3	8.4	8.5	8.2	8.366	8.1	8.6	8.350	8.366	14.266	
11	194	GARIBOV Emin	RUS	5.500	8.8	8.8	8.6	9.2	8.4	8.733	8.3	8.7	8.500	8.733	14.233	
12	154	OTTAVI Paolo	ITA	5.300	8.7	8.8	8.8	8.7	8.6	8.733	8.5	8.7	8.600	8.733	14.033	
12	254	VERBAEYS Jimmy	BEL	5.600	8.5	8.5	8.2	8.4	8.4	8.433	8.3	8.4	8.350	8.433	14.033	
14	205	VERNIAIEV Oleg	UKR	6.500	7.4	7.7	7.4	7.6	7.3	7.466	7.3	7.6	7.450	7.466	13.966	
15	155	POZZO Enrico	ITA	5.300	8.6	8.3	8.7	8.5	8.7	8.600	8.5	8.7	8.600	8.600	13.900	
16	174	KIM Soo Myun	KOR	6.200	7.5	7.4	7.5	7.7	7.5	7.500	7.8	7.9	7.850	7.500	13.700	
17	144	NGUYEN Marcel	GER	5.400	8.3	8.3	8.1	8.5	8.2	8.266	8.3	8.2	8.250	8.266	13.666	
18	227	JEFFERIS Joshua	AUS	5.200	8.1	8.4	8.4	8.3	8.3	8.333	8.4	8.6	8.500	8.333	13.533	
19	213	LEYVA Danell	USA	5.100	8.4	8.4	8.4	8.7	8.0	8.400	8.5	8.4	8.450	8.400	13.500	
20	162	TANAKA Kazuhito	JPN	5.800	7.6	7.6	7.7	7.4	7.8	7.633	7.5	7.9	7.700	7.633	13.433	
21	142	HAMBUCHEN Fabian	GER	4.800	8.5	8.5	8.6	7.6	8.4	8.466	8.4	8.5	8.450	8.466	13.266	
22	258	KULESZA Roman	POL	4.800	8.3	8.4	8.2	8.1	8.1	8.200	8.3	8.5	8.400	8.200	13.000	
23	215	OROZCO John	USA	5.200	7.0	7.5	7.7	7.6	6.9	7.366	6.9	7.7	7.300	7.366	12.566	
24	112	GOMEZ FUERTES Javier	ESP	5.600	6.5	7.3	6.9	6.6	7.0	6.833	7.3	7.0	7.150	6.833	12.433	



North Greenwich Arena
North Greenwich Arena

WED 1 AUG 2012

Gymnastics Artistic

Gymnastique artistique

Men's Individual All-Around

Concours multiple individuel, hommes

Final - Pommel Horse

Cheval d'arçons - finale



Individual Judges Scores

Scores individuels des juges



Rank	Bib	Name	NOC Code	D Score	Execution Jury (E)										Penalty L / T / O	Total
					E1	E2	E3	E4	E5	E Jury Score	ER1 Score	ER2 Score	ER Score	E Score		

LEGEND

* Reference score applied **D** Difficulty **E** Execution **Ex** Execution Judges (x=1-5) **ER** Execution Reference **ERx** Execution Reference Judges (x=1-2)
L Line **O** Other **Spec Ded** Specific apparatus deduction **T** Time

 Pommel Horse



Judges Assignments

Affectation des juges

DAY 1 OF 3

MEN

Superior Jury

STOICA Adrian	FIG	President
KARACSONY Istvan	FIG	Floor Supervisor
BUTCHER Steven	FIG	Pommel Horse Supervisor
IAROV Edouard	FIG	Rings Supervisor
KATO Sawao	FIG	Vault Supervisor
MARCOS FELIPE Julio	FIG	Parallel Bars Supervisor
HUANG Liping	FIG	Horizontal Bar Supervisor



WOMEN

Superior Jury

KIM Nellie	FIG	President
DOWDELL Kym	FIG	Vault Supervisor
ANDRIANOVA Liubov	FIG	Uneven Bars Supervisor
SACCHI Donatella	FIG	Beam Supervisor
HARINISHI Yoshie	FIG	Floor Supervisor
YAN Ninan	FIG	Member
VALENZO AOKI Naomi	FIG	Member



Function	Name	NOC Code
D1	BERCZI Istvan Ferenc	HUN
D2	REIMERING Vincent	NED
E1	YUEN Ka Keung	HKG
E2	CORREDOR SEGURA Jaime	COL
E3	MICKEVICS Arturs	LAT
E4	PELC Zbigniew	POL
E5	COLON Javier	PUR
ER1	HODZIC LEDERER Enes	SLO
ER2	SANDOVAL Jorge	VEN
Time Judge	MOORE Simon	GBR
Line Judge 1	BREWER Ross	GBR
Line Judge 2	NIVEN REED Julian	GBR



Function	Name	NOC Code
D1	DE JONG Aukje	NED
D2	HAMILTON Cheryl Ann	USA
E1	KATINIENE Irina	LTU
E2	SAKURAI Rieko	JPN
E3	CORTIGIANI Dora	ITA
E4	MAO Peiwen	CHN
E5	MULAZIMOGLU BALLI Ozgur	TUR
ER1	DOBREVA Tzvetana	BUL
ER2	GRATT Johanna	AUT
Line Judge	MORGAN Debbie	GBR

Function	Name	NOC Code
D1	CARRILES Pablo	ESP
D2	TAKEUCHI Teruaki	JPN
E1	BUI Dinh	VIE
E2	VUKOJA Mario	CRO
E3	COUSSEMENT Alain	BEL
E4	LI Jing	CHN
E5	CABALLERO Robson	BRA
ER1	LIEFELDT Robert	RSA
ER2	HADJI Mohammed	ALG

Reserves

Control Number	Name	NOC Code
R1	TRAVERSO Fulvio	ITA
R2	AMIRBEKOV Timur	KAZ

Reserves

Control Number	Name	NOC Code
R1	KOSHEL Antonina	BLR

LEGEND

Dx Difficulty Judges (x=1-2)

Ex Execution Judges (x=1-5)

ERx Execution Reference Judges (x=1-2)

Rx Reserve Judges



Floor



Pommel Horse



Vault



Judges Assignments
Affectation des juges
DAY 2 OF 3

MEN

Superior Jury

STOICA Adrian	FIG	President
KARACSONY Istvan	FIG	Floor Supervisor
BUTCHER Steven	FIG	Pommel Horse Supervisor
IAROV Edouard	FIG	Rings Supervisor
KATO Sawao	FIG	Vault Supervisor
MARCOS FELIPE Julio	FIG	Parallel Bars Supervisor
HUANG Liping	FIG	Horizontal Bar Supervisor



WOMEN

Superior Jury

KIM Nellie	FIG	President
DOWDELL Kym	FIG	Vault Supervisor
ANDRIANOVA Liubov	FIG	Uneven Bars Supervisor
SACCHI Donatella	FIG	Beam Supervisor
HARINISHI Yoshie	FIG	Floor Supervisor
YAN Ninan	FIG	Member
VALENZO AOKI Naomi	FIG	Member



Function	Name	NOC Code
D1	TOTH Josef	AUT
D2	SZYJKO Paul	AUS
E1	BARAKA Tamer	EGY
E2	HEIDERICH Raymond	CAN
E3	ROCHA Joao Paulo	POR
E4	LAGOS Rodrigo	CHI
E5	DUS Pavel	CZE
ER1	STYLIANOOU Sotiris	CYP
ER2	KALAJA Teppo	FIN



Function	Name	NOC Code
D1	LEEWORTHY Robin	GBR
D2	MURTONEN Satu	FIN
E1	GRIGORAS Anca	ROU
E2	WRIGHT Jillian	AUS
E3	OMELIANCHYK-ZIURKALOVA Oksana	UKR
E4	LOPEZ RECCI Leysha	PUR
E5	VAN DOOREN Marleen	BEL
ER1	GOMEZ Andrea	MEX
ER2	KOVAC Marjeta	SLO
Time Judge	TREDGOLD Sue	GBR

Function	Name	NOC Code
D1	SALANITRO Enrique Luis	ARG
D2	MACCHIA Alain	FRA
E1	SEROBYAN Hakob	ARM
E2	PROVIAS Nikolaos	GRE
E3	DEJANOVIC Dejan	SRB
E4	TRAVERSO Fulvio	ITA
E5	KURTEV Zdravko	BUL
ER1	HUMMEL Jens	SWE
ER2	CHEN Ming-Yao	TPE
Line Judge	LEIGH Colin	GBR

Reserves

Control Number	Name	NOC Code
R1	ANDREY FEDARAU	BLR
Á		
Á		

Reserves

Control Number	Name	NOC Code
R1	SUPOSA	BSR

LEGEND

Dx Difficulty Judges (x=1-2) **Ex** Execution Judges (x=1-5) **ERx** Execution Reference Judges (x=1-2) **Rx** Reserve Judges



Rings



Vault



Uneven Bars

Judge D1 for Rings FEDARAU Andrey (BLR) is replaced by TOTH Josef (AUT).



Judges Assignments

Affectation des juges

DAY 3 OF 3

MEN

Superior Jury

STOICA Adrian	FIG	President
KARACSONY Istvan	FIG	Floor Supervisor
BUTCHER Steven	FIG	Pommel Horse Supervisor
IAROV Edouard	FIG	Rings Supervisor
KATO Sawao	FIG	Vault Supervisor
MARCOS FELIPE Julio	FIG	Parallel Bars Supervisor
HUANG Liping	FIG	Horizontal Bar Supervisor



WOMEN

Superior Jury

KIM Nellie	FIG	President
DOWDELL Kym	FIG	Vault Supervisor
ANDRIANOVA Liubov	FIG	Uneven Bars Supervisor
SACCHI Donatella	FIG	Beam Supervisor
HARINISHI Yoshie	FIG	Floor Supervisor
YAN Ninan	FIG	Member
VALENZO AOKI Naomi	FIG	Member



Function	Name	NOC Code
D1	APOLZAN Mircea Dumitru	ROU
D2	ZUNICH Andreja	USA
E1	TOTH Josef	AUT
E2	LEE Hosik	KOR
E3	DONOGHUE Denis	IRL
E4	AMIRBEKOV Timur	KAZ
E5	BRICKNER Rafael	ISR
ER1	THINGVOLD Tom	NOR
ER2	TOMASSON Bjorn	ISL
Time Judge	WOOLLS Lee	GBR



Function	Name	NOC Code
D1	GIRAL Patricia	FRA
D2	LISKAROVA Hana	CZE
E1	LAZO ZELAYA Isabel	CHI
E2	RATYNSKA-BURY Maria	POL
E3	YAMAMOTO SAWASATO Yumi	BRA
E4	DONTI Olyvia	GRE
E5	KLAESBERG Sabrina	GER
ER1	BARKOVA Galina	KAZ
ER2	KALMAR Zsuzsanna	HUN
Time Judge 1	SMITH Pauline	GBR
Time Judge 2	TOVEY Glynis	GBR



Function	Name	NOC Code
D1	ALBRECHT Holger	GER
D2	TOMBS Andrew	GBR
E1	ALIYEV Rza	AZE
E2	SURPIKAS Viktoras	LTU
E3	VARGA Gabriel	SVK
E4	STRUPLER Andreas	SUI
E5	SALAZAR ORTIZ Gustavo	MEX
ER1	BERNARD Joseph	LUX
ER2	BERNABE Douglas	ESA

Function	Name	NOC Code
D1	SHAI Orna	ISR
D2	CALABRO Monica	ARG
E1	SAN MARTIN Maria Jose	ESP
E2	RODRIGUES Liliana	POR
E3	LEE Jung Hyun	KOR
E4	LALIBERTE Helene	CAN
E5	VASQUEZ GALVIS Ruby	COL
ER1	ZETTERMAN Marianne	SWE
ER2	FRAUENKNECHT Christina	SUI
Time Judge	MORGAN Jean	GBR
Line Judge 1	MAKINSON Sadie	GBR
Line Judge 2	MALONE Carol	GBR

Reserves

Control Number	Name	NOC Code
R1	CORREDOR SEGURA Jaime	COL
R2	MICKEVICS Arturs	LAT

Reserves

Control Number	Name	NOC Code
R1	KOSHEL Antonina	BLR

LEGEND

Dx Difficulty Judges (x=1-2)

Ex Execution Judges (x=1-5)

ERx Execution Reference Judges (x=1-2)

Rx Reserve Judges



Floor



Beam



Parallel Bars



Horizontal Bar



Results Summary

Synthèse des résultats



Rank	Bib	Name	NOC Code	Total
1	105	ZOU Kai	CHN	15.933
2	164	UCHIMURA Kohei	JPN	15.800
3	191	ABLYAZIN Denis	RUS	15.800
4	248	GONZALEZ SEPULVEDA Enrique Tomas	CHI	15.366
5	211	DALTON Jacob	USA	15.333
6	222	SHATILOV Alexander	ISR	15.333
7	185	KOCZI Flavius	ROU	15.100
8	144	NGUYEN Marcel	GER	14.966



Rank	Bib	Name	NOC Code	Total
1	223	BERKI Krisztian	HUN	16.066
2	133	SMITH Louis	GBR	16.066
3	135	WHITLOCK Max	GBR	15.600
4	152	BUSNARI Alberto	ITA	15.400
5	125	TOMMASONE Cyril	FRA	15.141
6	202	NAKONECHNYI Vitalii	UKR	14.766
7	193	BELYAVSKIY David	RUS	14.733
8	224	HIDVEGI Vid	HUN	14.300



Rank	Bib	Name	NOC Code	Total
1	250	NABARRETE ZANETTI Arthur	BRA	15.900
2	101	CHEN Yibing	CHN	15.800
3	153	MORANDI Matteo	ITA	15.733
4	192	BALANDIN Aleksandr	RUS	15.666
5	191	ABLYAZIN Denis	RUS	15.633
6	244	RAMOS Tommy	PUR	15.600
7	229	IOVTCHEV Iordan	BUL	15.108
8	239	MOLINARI Federico	ARG	14.733



Rank	Bib	Name	NOC Code	Total
1	175	YANG Hak Seon	KOR	16.533
2	191	ABLYAZIN Denis	RUS	16.399
3	203	RADIVILOV Igor	UKR	16.316
4	248	GONZALEZ SEPULVEDA Enrique Tomas	CHI	16.183
5	214	MIKULAK Samuel	USA	16.050
6	111	BOTELLA PEREZ Isaac	ESP	15.866
7	185	KOCZI Flavius	ROU	15.633
8	134	THOMAS Kristian	GBR	15.533




Rank	Bib	Name	NOC Code	Total
1	102	FENG Zhe	CHN	15.966
2	144	NGUYEN Marcel	GER	15.800
3	124	SABOT Hamilton	FRA	15.566
4	162	TANAKA Kazuhito	JPN	15.500
5	257	CORRAL BARRON Daniel	MEX	15.333
6	194	GARIBOV Emin	RUS	15.300
6	226	TSOLAKIDIS Vasileios	GRE	15.300
8	163	TANAKA Yusuke	JPN	15.100
9	104	ZHANG Chenglong	CHN	13.808



Rank	Bib	Name	NOC Code	Total
1	243	ZONDERLAND Epke	NED	16.533
2	142	HAMBUCHEN Fabian	GER	16.400
3	105	ZOU Kai	CHN	16.366
4	104	ZHANG Chenglong	CHN	16.266
5	213	LEYVA Danell	USA	15.833
6	212	HORTON Jonathan	USA	15.466
7	194	GARIBOV Emin	RUS	15.333
8	172	KIM Jihoon	KOR	15.133

LEGEND





North Greenwich Arena
North Greenwich Arena

SUN 5 AUG 2012

Gymnastics Artistic
Gymnastique artistique
Men's Floor Exercise
Exercices au sol - hommes
Final
Finale



Individual Judges Scores
Scores individuels des juges



Rank	Bib	Name	NOC Code	Time	D Score	Execution Jury (E)										Penalty	Total
						E1	E2	E3	E4	E5	E Jury Score	ER1 Score	ER2 Score	ER Score	E Score	L / T / O	
1	105	ZOU Kai	CHN	1:07	6.900	9.0	9.1	8.9	9.2	9.0	9.033	8.9	9.1	9.000	9.033		15.933
2	164	UCHIMURA Kohei	JPN	1:07	6.700	9.1	9.3	9.1	9.1	9.1	9.100	9.0	9.2	9.100	9.100		15.800
3	191	ABLYAZIN Denis	RUS	1:10	7.100	8.7	8.7	8.7	8.7	8.7	8.700	8.6	8.7	8.650	8.700		15.800
4	248	GONZALEZ SEPULVEDA Enrique Tomas	CHI	1:07	6.500	8.7	9.1	8.6	8.9	9.0	8.866	8.8	8.8	8.800	8.866		15.366
5	211	DALTON Jacob	USA	1:06	6.400	9.0	9.0	8.7	8.8	9.0	8.933	8.8	9.1	8.950	8.933		15.333
6	222	SHATILOV Alexander	ISR	1:07	6.600	8.8	8.6	8.5	8.8	8.9	8.733	8.9	8.5	8.700	8.733		15.333
7	185	KOCZI Flavius	ROU	1:08	6.700	8.4	8.4	8.5	8.8	8.6	8.500	8.7	9.1	8.900	8.500	.1 / .0 / .0	15.100
8	144	NGUYEN Marcel	GER	1:11	6.600	8.4	8.5	8.2	8.6	8.5	8.466	8.4	8.4	8.400	8.466	.0 / .1 / .0	14.966

LEGEND

* Reference score applied **D** Difficulty **E** Execution **Ex** Execution Judges (x=1-5) **ER** Execution Reference **ERx** Execution Reference Judges (x=1-2)
L Line **O** Other **Spec Ded** Specific apparatus deduction **T** Time

Floor



North Greenwich Arena
North Greenwich Arena

TUE 7 AUG 2012

Gymnastics Artistic

Gymnastique artistique

Men's Apparatus

Agrès - hommes

Final - Parallel Bars

Finale - barres parallèles



Individual Judges Scores

Scores individuels des juges



Rank	Bib	Name	NOC Code	D Score	Execution Jury (E)										Penalty L / T / O	Total
					E1	E2	E3	E4	E5	E Jury Score	ER1 Score	ER2 Score	ER Score	E Score		
1	102	FENG Zhe	CHN	7.000	8.9	9.1	9.1	8.7	8.9	8.966	9.0	8.9	8.950	8.966		15.966
2	144	NGUYEN Marcel	GER	6.800	9.1	8.7	8.9	9.1	9.0	9.000	9.0	8.8	8.900	9.000		15.800
3	124	SABOT Hamilton	FRA	6.700	9.0	8.9	9.1	8.7	8.6	8.866	8.7	8.8	8.750	8.866		15.566
4	162	TANAKA Kazuhito	JPN	6.700	8.7	8.6	9.0	9.0	8.7	8.800	8.9	8.5	8.700	8.800		15.500
5	257	CORRAL BARRON Daniel	MEX	6.600	8.6	9.1	8.8	8.8	8.4	8.733	8.7	9.0	8.850	8.733		15.333
6	194	GARIBOV Emin	RUS	6.500	8.6	8.7	8.8	9.1	8.9	8.800	8.5	8.9	8.700	8.800		15.300
6	226	TSOLAKIDIS Vasileios	GRE	6.500	8.7	8.9	8.7	8.9	8.8	8.800	8.8	8.6	8.700	8.800		15.300
8	163	TANAKA Yusuke	JPN	6.400	8.9	8.4	8.7	8.6	8.8	8.700	8.5	8.3	8.400	8.700		15.100
9	104	ZHANG Chenglong	CHN	6.300	7.9	7.7	7.7	8.0	7.3	7.766	7.5	7.0	7.250	* 7.508		* 13.808

LEGEND

* Reference score applied D Difficulty E Execution Ex Execution Judges (x=1-5) ER Execution Reference ERx Execution Reference Judges (x=1-2)
L Line O Other Spec Ded Specific apparatus deduction T Time



Parallel Bars



North Greenwich Arena
North Greenwich Arena

TUE 7 AUG 2012

Gymnastics Artistic
Gymnastique artistique

Men's Apparatus
Agrès - hommes

Final - Horizontal Bar
Finale - barre fixe



Individual Judges Scores
Scores individuels des juges



Rank	Bib	Name	NOC Code	D Score	Execution Jury (E)										Penalty	Total
					E1	E2	E3	E4	E5	E Jury Score	ER1 Score	ER2 Score	ER Score	E Score	L / T / O	
1	243	ZONDERLAND Epke	NED	7.900	8.5	8.5	8.7	8.7	8.8	8.633	8.4	8.5	8.450	8.633		16.533
2	142	HAMBUCHEN Fabian	GER	7.500	9.0	8.7	8.9	8.9	8.9	8.900	8.7	8.7	8.700	8.900		16.400
3	105	ZOU Kai	CHN	7.900	8.6	8.5	8.3	8.2	8.6	8.466	8.3	8.6	8.450	8.466		16.366
4	104	ZHANG Chenglong	CHN	7.700	8.7	8.6	8.5	8.5	8.6	8.566	8.5	8.6	8.550	8.566		16.266
5	213	LEYVA Danell	USA	7.200	8.6	8.3	8.7	8.6	8.7	8.633	8.4	8.6	8.500	8.633		15.833
6	212	HORTON Jonathan	USA	6.800	8.7	8.5	8.6	8.7	8.8	8.666	8.6	8.6	8.600	8.666		15.466
7	194	GARIBOV Emin	RUS	7.100	8.5	8.3	8.2	8.2	8.1	8.233	8.3	8.1	8.200	8.233		15.333
8	172	KIM Jihoon	KOR	7.100	8.0	7.9	8.1	8.0	8.1	8.033	7.6	8.1	7.850	8.033		15.133

LEGEND

* Reference score applied D Difficulty E Execution Ex Execution Judges (x=1-5) ER Execution Reference ERx Execution Reference Judges (x=1-2)
L Line O Other Spec Ded Specific apparatus deduction T Time

Horizontal Bar



Individual Judges Scores
Scores individuels des juges



Rank	Bib	Name	NOC Code	D Score	Execution Jury (E)										Penalty L / T / O	Total
					E1	E2	E3	E4	E5	E Jury Score	ER1 Score	ER2 Score	ER Score	E Score		
1	250	NABARRETE ZANETTI Arthur	BRA	6.800	8.8	9.1	9.1	9.2	9.1	9.100	9.0	9.0	9.000	9.100	15.900	
2	101	CHEN Yibing	CHN	6.800	9.2	9.1	8.9	8.8	9.0	9.000	8.9	9.1	9.000	9.000	15.800	
3	153	MORANDI Matteo	ITA	6.800	8.9	8.8	8.8	9.1	9.1	8.933	8.9	9.0	8.950	8.933	15.733	
4	192	BALANDIN Aleksandr	RUS	6.700	8.9	9.0	8.9	9.0	9.0	8.966	9.0	9.1	9.050	8.966	15.666	
5	191	ABLYAZIN Denis	RUS	6.600	9.0	9.0	9.1	8.9	9.1	9.033	8.4	9.2	8.800	9.033	15.633	
6	244	RAMOS Tommy	PUR	6.800	8.6	8.8	8.7	9.1	8.9	8.800	8.4	8.9	8.650	8.800	15.600	
7	229	IOVTCHEV Iordan	BUL	6.600	8.6	8.1	7.8	8.4	8.8	8.366	8.6	8.7	8.650	* 8.508	* 15.108	
8	239	MOLINARI Federico	ARG	6.700	7.9	8.3	8.4	7.8	7.9	8.033	7.4	8.3	7.850	8.033	14.733	

LEGEND

* Reference score applied D Difficulty E Execution Ex Execution Judges (x=1-5) ER Execution Reference ERx Execution Reference Judges (x=1-2)
L Line O Other Spec Ded Specific apparatus deduction T Time

Rings



North Greenwich Arena
North Greenwich Arena

SUN 5 AUG 2012

Gymnastics Artistic
Gymnastique artistique
Men's Pommel Horse
Cheval d'arçons - hommes
Final
Finale



Individual Judges Scores
Scores individuels des juges



Rank	Bib	Name	NOC Code	D Score	Execution Jury (E)										Penalty L / T / O	Total
					E1	E2	E3	E4	E5	E Jury Score	ER1 Score	ER2 Score	ER Score	E Score		
1	223	BERKI Krisztian	HUN	6.900	9.1	9.3	9.4	9.1	9.1	9.166	9.1	9.2	9.150	9.166		16.066
2	133	SMITH Louis	GBR	7.000	9.2	9.0	9.1	9.1	9.0	9.066	9.0	9.2	9.100	9.066		16.066
3	135	WHITLOCK Max	GBR	6.600	8.9	8.9	9.0	8.9	8.7	8.900	9.1	9.1	9.100	* 9.000		* 15.600
4	152	BUSNARI Alberto	ITA	6.600	8.9	8.8	8.8	8.8	8.7	8.800	9.0	8.6	8.800	8.800		15.400
5	125	TOMMASONE Cyril	FRA	6.500	8.5	8.5	8.4	8.6	8.6	8.533	8.8	8.7	8.750	* 8.641		* 15.141
6	202	NAKONECHNYI Vitalii	UKR	6.300	8.6	8.2	8.2	8.6	8.6	8.466	8.7	8.3	8.500	8.466		14.766
7	193	BELYAVSKIY David	RUS	6.300	8.8	8.4	8.5	8.4	8.4	8.433	8.5	8.5	8.500	8.433		14.733
8	224	HIDVEGI Vid	HUN	6.300	8.2	7.9	8.1	8.0	7.8	8.000	8.0	7.7	7.850	8.000		14.300

LEGEND

* Reference score applied D Difficulty E Execution Ex Execution Judges (x=1-5) ER Execution Reference ERx Execution Reference Judges (x=1-2)
L Line O Other Spec Ded Specific apparatus deduction T Time



Pommel Horse



Individual Judges Scores

Scores individuels des juges



Rank	Bib	Name	NOC Code	V	D Score	Execution Jury (E)										Penalty	Vault 1 Vault 2	Spec Ded	Total
						E1	E2	E3	E4	E5	E Jury Score	ER1 Score	ER2 Score	ER Score	E Score	L / T / O			
1	175	YANG Hak Seon	KOR	1	7.400	9.2	9.1	9.0	8.9	9.1	9.066	9.2	9.2	9.200	9.066		16.466	16.533	
					7.000	9.6	9.5	9.6	9.6	9.6	9.600	9.6	9.5	9.550	9.600		16.600		
2	191	ABLYAZIN Denis	RUS	1	7.000	9.5	9.4	9.4	9.4	9.5	9.433	9.4	9.5	9.450	9.433		16.433	16.399	
					7.200	9.2	9.1	9.2	9.1	9.2	9.166	9.1	9.2	9.150	9.166		16.366		
3	203	RADIVILOV Igor	UKR	1	7.000	9.4	9.3	9.4	9.5	9.4	9.400	9.3	9.5	9.400	9.400		16.400	16.316	
					7.000	9.2	9.3	9.3	9.1	9.2	9.233	9.3	9.2	9.250	9.233		16.233		
4	248	GONZALEZ SEPULVEDA Enrique Tomas	CHI	1	7.000	9.4	9.3	9.4	9.5	9.4	9.400	9.4	9.5	9.450	9.400		16.400	16.183	
					6.600	9.2	9.4	9.5	9.3	9.4	9.366	9.5	9.3	9.400	9.366		15.966		
5	214	MIKULAK Samuel	USA	1	7.000	9.1	9.2	9.1	9.1	9.0	9.100	9.2	9.2	9.200	9.100		16.100	16.050	
					6.600	9.4	9.3	9.5	9.4	9.4	9.400	9.5	9.4	9.450	9.400		16.000		
6	111	BOTELLA PEREZ Isaac	ESP	1	6.600	9.3	9.3	9.2	9.3	9.3	9.300	9.2	9.4	9.300	9.300		15.900	15.866	
					6.600	9.1	9.4	9.1	9.4	9.2	9.233	9.1	9.4	9.250	9.233		15.833		
7	185	KOCZI Flavius	ROU	1	7.000	9.3	9.3	9.1	9.1	9.2	9.200	8.7	9.2	8.950	9.200	.1 / .0 / .0	16.100	15.633	
					6.200	9.1	9.1	9.2	9.0	9.0	9.066	9.1	9.2	9.150	9.066	.1 / .0 / .0	15.166		
8	134	THOMAS Kristian	GBR	1	7.000	9.3	9.4	9.4	9.3	9.4	9.366	9.3	9.4	9.350	9.366		16.366	15.533	
					6.600	8.2	8.1	8.2	8.2	8.2	8.200	8.3	8.2	8.250	8.200	.1 / .0 / .0	14.700		

LEGEND

* Reference score applied D Difficulty E Execution Ex Execution Judges (x=1-5) ER Execution Reference ERx Execution Reference Judges (x=1-2)
L Line O Other Spec Ded Specific apparatus deduction T Time V Vault number

Vault



North Greenwich Arena
North Greenwich Arena

SUN 5 AUG 2012

Gymnastics Artistic
Gymnastique artistique

Men's Floor Exercise
Exercices au sol - homme

Final
Finale



Tie - Break Report

Rapport de tie-break



Rank	Bib	Name	NOC Code	Total	Execution Score	Difficulty Score
2	164	UCHIMURA Kohei	JPN	15.800	9.100	
3	191	ABLYAZIN Denis	RUS	15.800	8.700	
5	211	DALTON Jacob	USA	15.333	8.933	
6	222	SHATILOV Alexander	ISR	15.333	8.733	

NOTES

Tie-break rules

Ties will be broken by the following criteria:

1. The highest Execution score
2. The highest Difficulty score
3. If the gymnasts remain tied they will share the same classification

The underline mark indicates where the tie was broken

LEGEND



Floor



North Greenwich Arena
North Greenwich Arena

TUE 7 AUG 2012

Gymnastics Artistic
Gymnastique artistique

Men's Parallel Bars
Barres parallèles - femmes

Final
Finale



Tie - Break Report

Rapport de tie-break



Rank	Bib	Name	NOC Code	Total	Execution Score	Difficulty Score
<u>=6</u>	194	GARIBOV Emin	RUS	15.300	8.800	6.500
<u>=6</u>	226	TSOLAKIDIS Vasileios	GRE	15.300	8.800	6.500

NOTES

Tie-break rules

Ties will be broken by the following criteria:

1. The highest Execution score
2. The highest Difficulty score
3. If the gymnasts remain tied they will share the same classification

The underline mark indicates where the tie was broken

LEGEND



Parallel Bars



North Greenwich Arena
North Greenwich Arena

SUN 5 AUG 2012

Gymnastics Artistic
Gymnastique artistique

Men's Pommel Horse
Cheval d'arçons - homme

Final
Finale



Tie - Break Report

Rapport de tie-break



Rank	Bib	Name	NOC Code	Total	Execution Score	Difficulty Score
1	223	BERKI Krisztian	HUN	16.066	9.166	
2	133	SMITH Louis	GBR	16.066	9.066	

NOTES

Tie-break rules

Ties will be broken by the following criteria:

1. The highest Execution score
2. The highest Difficulty score
3. If the gymnasts remain tied they will share the same classification

The underline mark indicates where the tie was broken

LEGEND



Pommel Horse



Judges Assignments
Affectation des juges

Superior Jury

KIM Nellie	FIG	President
DOWDELL Kym	FIG	Vault Supervisor
ANDRIANOVA Liubov	FIG	Uneven Bars Supervisor
SACCHI Donatella	FIG	Beam Supervisor
HARINISHI Yoshie	FIG	Floor Supervisor
YAN Ninan	FIG	Member
VALENZO AOKI Naomi	FIG	Member



Function	Name	NOC Code
D1	DE JONG Aukje	NED
D2	HAMILTON Cheryl Ann	USA
E1	GRIGORAS Anca	ROU
E2	LEE Jung Hyun	KOR
E3	MAO Peiwen	CHN
E4	RATYNSKA-BURY Maria	POL
E5	RODRIGUES Liliana	POR
ER1	KALMAR Zsuzsanna	HUN
ER2	GRATT Johanna	AUT
Line Judge	MORGAN Debbie	GBR



Function	Name	NOC Code
D1	LEEWORTHY Robin	GBR
D2	MURTONEN Satu	FIN
E1	WRIGHT Jillian	AUS
E2	KATINIENE Irina	LTU
E3	MULAZIMOGLU BALLI Ozgur	TUR
E4	DONTI Olyvia	GRE
E5	LAZO ZELAYA Isabel	CHI
ER1	BARKOVA Galina	KAZ
ER2	ZETTERMAN Marianne	SWE
Time Judge	TREDGOLD Sue	GBR



Function	Name	NOC Code
D1	GIRAL Patricia	FRA
D2	LISKAROVA Hana	CZE
E1	KOSHEL Antonina	BLR
E2	LALIBERTE Helene	CAN
E3	KIRYASHOVA Vera	RUS
E4	YAMAMOTO SAWASATO Yumi	BRA
E5	SAKURAI Rieko	JPN
ER1	GOMEZ Andrea	MEX
ER2	FRAUENKNECHT Christina	SUI
Time Judge 1	SMITH Pauline	GBR
Time Judge 2	TOVEY Glynis	GBR



Function	Name	NOC Code
D1	SHAI Orna	ISR
D2	CALABRO Monica	ARG
E1	LOPEZ RECCI Leysha	PUR
E2	KLAESBERG Sabrina	GER
E3	VAN DOOREN Marleen	BEL
E4	CORTIGIANI Dora	ITA
E5	VASQUEZ GALVIS Ruby	COL
ER1	DOBREVA Tzvetana	BUL
ER2	KOVAC Marjeta	SLO
Time Judge	MORGAN Jean	GBR
Line Judge 1	MAKINSON Sadie	GBR
Line Judge 2	MALONE Carol	GBR

Reserves

Control Number	Name	NOC Code
R1	SAN MARTIN Maria Jose	ESP
R2	OMELIANCHYK-ZIURKALOVA Oksana	UKR




LEGEND

Dx Difficulty Judges (x=1-2) **Ex** Execution Judges (x=1-5) **ERx** Execution Reference Judges (x=1-2) **Rx** Reserve Judges








Results
Résultats

Rank	Bib	NOC Name				Total	A-A Rank						
													
			V1	V2	Avg								
1 USA - United States of America													
411		DOUGLAS Gabrielle	15.900			15.333	15.266	13.766	60.265	(3)			
412		MARONEY Mc Kayla	15.900	15.700	15.800				15.900				
413		RAISMAN Alexandra	15.800			14.166	15.100	15.325	60.391	(2)			
414		ROSS Kyla				14.866	15.075	13.733	43.674				
415		WIEBER Jordyn	15.833			14.833	14.700	14.666	60.032	(4)			
Total			47.633	(1)		45.032	(4)	45.441	(1)	43.757	(2)	181.863	Q
2 RUS - Russian Federation													
401		AFANASEVA Kseniia					15.066	14.833	29.899				
402		GRISHINA Anastasia	14.333			14.033	14.900	14.066	57.332	(12)			
403		KOMOVA Victoria	15.633			15.833	15.266	13.900	60.632	(1)			
404		MUSTAFINA Aliya	15.133			15.700	14.700	14.433	59.966	(5)			
405		PASEKA Maria	15.533	14.566	15.049	0.000			15.533				
Total			46.299	(2)		45.566	(2)	45.232	(2)	43.332	(3)	180.429	Q
3 CHN - People's Republic of China													
331		DENG Linlin	14.833			14.166	15.166	13.833	57.998	(6)			
332		HE Kexin	13.733			15.966			29.699				
333		HUANG Qiushuang	15.000			15.266	13.866	13.575	57.707	(10)			
334		SUI Lu					15.400	14.233	29.633				
335		YAO Jinnan	13.133			15.766	12.833	13.066	54.798	(22)			
Total			43.566	(6)		46.998	(1)	44.432	(4)	41.641	(8)	176.637	Q
4 ROU - Romania													
391		BULIMAR Diana Laura				14.000	14.866		28.866				
392		CHELARU Diana Maria	14.666			13.733		14.333	42.732				
393		IODACHE LA	15.100			14.100	14.800	13.800	57.800	(9)			
394		IZBASA Sandra Raluca	15.500	15.133	15.316	12.366	14.600	15.066	57.532	(11)			
395		PONOR Catalina	15.133				15.033	14.600	44.766				
Total			45.733	(3)		41.833	(8)	44.699	(3)	43.999	(1)	176.264	Q
5 GBR - Great Britain													
351		CAIRNS Imogen	14.433				13.366		27.799				
352		PINCHES Jennifer	14.366			13.700	13.100	14.100	55.266	(21)			
353		TUNNEY Rebecca	14.400			14.825	13.166	14.000	56.391	(15)			
354		TWEDDLE Elizabeth				16.133		14.433	30.566				
355		WHELAN Hannah	14.500			14.200	13.066	13.933	55.699	(17)			
Total			43.333	(7)		45.158	(3)	39.632	(10)	42.533	(6)	170.656	Q









Results
Résultats

Rank	Bib	NOC Name				Total	A-A Rank			
			 V1	 V2	 Avg					
6 JPN - Japan										
	381	MINOBE Yu				13.066	14.133	12.966	40.165	
	382	SHINTAKE Yuko	13.633				14.166	13.633	41.432	
	383	TANAKA Rie	13.000			14.633	13.400	13.300	54.333	(27)
	384	TERAMOTO Asuka	14.600			14.566	14.466	14.233	57.865	(8)
	385	TSURUMI Koko	13.800			15.033			28.833	
Total			42.033 (11)			<u>44.232</u> (5)	42.765 (5)	41.166 (9)	170.196	Q
7 ITA - Italy										
	371	CAMPANA Giorgia				12.766			12.766	
	372	FASANA Erika	14.000			13.666	12.266	14.033	53.965	(30)
	373	FERLITO Carlotta	14.100			13.075	14.425	13.900	55.500	(20)
	374	FERRARI Vanessa	14.366			14.233	14.433	14.900	57.932	(7)
	375	PREZIOSA Elisabetta	13.733				13.266	13.300	40.299	
Total			42.466 (10)			<u>40.974</u> (10)	42.124 (6)	42.833 (4)	168.397	Q
8 CAN - Canada										
	321	BLACK Elisabeth	14.800	13.933	14.366		13.966	14.233	42.999	
	322	MOORS Victoria				13.833	11.266	14.100	39.199	
	323	PEGG Dominique	14.133			13.725	13.566	14.233	55.657	(18)
	324	ROGERS Brittany	14.666	14.300	14.483	14.500			29.166	
	325	VACULIK Kristina	14.100	13.500	13.800	14.366	11.300	13.800	53.566	(32)
Total			43.599 (5)			<u>42.699</u> (7)	38.832 (12)	42.566 (5)	167.696	Q
9 GER - Germany										
	361	BERGER Janine	14.133	14.833	14.483	12.866		13.300	40.299	
	362	BUI Kim				14.300	12.433	13.600	40.333	
	363	CHUSOVITINA Oksana	15.033	14.583	14.808		13.700		28.733	
	364	JAROSCH Nadine	12.866			13.866	12.933	13.300	52.965	(35)
	365	SEITZ Elisabeth	14.800			15.166	12.700	13.800	56.466	(14)
Total			43.966 (4)			<u>43.332</u> (6)	39.333 (11)	40.700 (11)	167.331	
10 AUS - Australia										
	301	BONORA Georgia	13.800			13.100	13.066		39.966	
	302	BRENNAN Ashleigh	13.700			13.266	13.066	14.200	54.232	(28)
	303	LITTLE Emily	14.766			13.433	13.633	12.666	54.498	(24)
	304	MILLER Larrissa				14.025		13.466	27.491	
	305	MITCHELL Lauren	13.933				14.300	14.833	43.066	
Total			42.499 (9)			40.724 (11)	40.999 (7)	<u>42.499</u> (7)	166.721	



Results
Résultats





Rank	Bib	NOC Name							Total	A-A Rank
			V1	V2	Avg					
11 FRA - France										
	341	BOUMEJMAJEN Mira				13.300	12.966	12.933	39.199	
	342	DUFOURNET Youna	14.166			14.500	14.200		42.866	
	343	KUHM Anne	14.466			13.533	12.566	13.533	54.098	(29)
	344	MALAUSSENA Aurelie	14.033			13.300	13.700	13.366	54.399	(25)
	345	SERSERI Sophia	14.133					12.933	27.066	
Total			42.765 (8)			41.333 (9)	40.866 (8)	<u>39.832</u> (12)	164.796	
12 BRA - Brazil										
	311	dos SANTOS Daiane	13.933			12.966		14.166	41.065	
	312	GONSER FRANCO EC	13.566			12.933	13.000	13.166	52.665	(38)
	313	KUROIWA YAMAMOTO.	14.066			12.466	12.800	13.433	52.765	(36)
	314	MATIAS HYPOLITO D	13.766			12.900	14.166	11.900	52.732	(37)
	315	de FREITAS HM					12.033		12.033	
Total			41.765 (12)			38.799 (12)	39.966 (9)	<u>40.765</u> (10)	161.295	

INDIVIDUALS

VEN - Venezuela										
	453	LOPEZ Jessica	<u>14.566</u>			14.266	13.933	13.900	56.665	(13)
GUA - Guatemala										
	425	GOMEZ PORRAS Ana Sofia	<u>14.533</u>			13.266	14.333	14.000	56.132	(16)
NED - Netherlands										
	441	van GERNER Celine	<u>13.700</u>			14.866	14.100	12.966	55.632	(19)
SUI - Switzerland										
	433	STEINGRUBER Giulia	14.783	13.066	13.924	13.266	<u>13.766</u>	12.900	54.715	(23)
POL - Poland										
	431	PIHAN-KULESZA Marta	13.833			14.033	<u>12.166</u>	14.333	54.365	(26)
BEL - Belgium										
	429	MYS Gaelle	<u>13.533</u>			13.266	13.733	13.166	53.698	(31)
ESP - Spain										
	457	IZURIETA Ana Maria	14.800			12.600	<u>12.000</u>	14.133	53.533	(33)
GRE - Greece										
	446	MILLOUSI Vasiliki	12.800			<u>13.425</u>	14.366	12.933	53.524	(34)
SWE - Sweden										
	444	ADLERTEG Jonna	13.600			<u>13.933</u>	12.200	12.466	52.199	(39)
CRO - Croatia										
	430	ERCEG Tina	13.500	13.533	13.516	12.833	<u>12.266</u>	13.466	52.065	(40)







Results
Résultats





Rank	Bib	NOC Name					Total	A-A Rank		
			V1	V2	Avg					
EGY - Egypt										
440		MAHMOUD EL SAID M.	<u>13.533</u>		12.566	13.066	12.500	51.665	(41)	
COL - Colombia										
451		GIL ORTIZ Jessica	<u>13.533</u>		12.633	12.266	13.066	51.498	(42)	
CHI - Chile										
439		CASTRO LAZO Simona	<u>13.666</u>		12.266	12.400	12.600	50.932	(43)	
UKR - Ukraine										
435		KONONENKO Nataliya	<u>12.833</u>		13.433	12.066	12.500	50.832	(44)	
SIN - Singapore										
454		LIM Heem Wei	13.333		12.400	<u>13.033</u>	12.033	50.799	(45)	
AUT - Austria										
449		GASSER Barbara	<u>13.700</u>		12.800	12.000	12.133	50.633	(46)	
CZE - Czech Republic										
421		PALESOVA Kristyna	13.800		14.133	<u>9.700</u>	12.966	50.599	(47)	
HUN - Hungary										
424		BOCZOGO Dorina	12.633	13.200	12.916	13.200	<u>11.600</u>	13.166	50.599	(49)
KOR - Republic of Korea										
445		HEO Seonmi	13.800		<u>12.166</u>	11.400	13.233	50.599	(48)	
LTU - Lithuania										
456		SVILPAITE Laura	12.233	11.633	11.933	13.500	<u>11.900</u>	12.666	50.299	(50)
ARG - Argentina										
448		PEREYRA Valeria	13.366		<u>13.266</u>	10.566	12.600	49.798	(51)	
HKG - Hong Kong, China										
423		WONG Hiu Ying Angel	13.633	13.433	13.533	11.866	<u>11.466</u>	12.800	49.765	(52)
POR - Portugal										
436		MARQUES de LIMA ZM	<u>13.566</u>	13.066	13.316	11.766	12.266	12.033	49.631	(53)
PUR - Puerto Rico										
432		QUINONES MORENO Lorena	13.800		10.766	<u>13.133</u>	11.366	49.065	(54)	
FIN - Finland										
447		URVIKKO Annika	13.200		<u>12.416</u>	10.933	12.266	48.815	(55)	
BUL - Bulgaria										
458		MILEVA Ralitsa	13.200		10.966	<u>12.066</u>	12.200	48.432	(56)	



Results
Résultats





Rank	Bib	NOC Name					Total	A-A Rank	
			V1	V2	Avg				
SVK - Slovakia									
434		HOMOLOVA Maria	12.766		10.458	<u>11.733</u>	12.066	47.023 (57)	
KAZ - Kazakhstan									
426		AZIMBAY Moldir	<u>12.800</u>		10.700	11.566	11.933	46.999 (58)	
ISR - Israel									
437		MAKSIUTA Valeriia	<u>12.800</u>	13.800	13.300	9.433	10.533	12.933	45.699 (59)
SLO - Slovenia									
442		GOLOB Sasa	<u>0.000</u>		12.066	13.033	13.500	38.599 (60)	
BLR - Belarus									
450		MARACHKOUSKAYA N	<u>15.000</u>	12.600	13.800		13.558	28.558	
DOM - Dominican Republic									
422		PENA ABREU Yamilet	14.933	14.466	14.699		12.300	27.233	
MEX - Mexico									
427		GARCIA RODRIGUEZ.					12.400	13.733	26.133
VIE - Vietnam									
455		PHAN Thi Ha Thanh	<u>12.666</u>	14.400	13.533		12.466	25.132	
EGY - Egypt									
438		ELZEINY Sherine Ahmed				<u>12.733</u>	11.000	23.733	
VIE - Vietnam									
443		DO Thi Ngan Thuong			11.466	11.966		23.432	
TUR - Turkey									
428		UCTAS Goksu				11.333		11.333	

NOTES
Underlined totals indicate starting apparatus.
Italics indicate the low (discarded) score.





LEGEND
A-A All-Around Avg Average Vx Vault Number (x=1-2) Q Qualified for Team Final
 Vault  Uneven Bars  Beam  Floor



Results
Résultats

Rank	NOC					Total
1	USA - United States of America	<u>47.633</u> (1)	45.032 (4)	45.441 (1)	43.757 (2)	181.863 Q
2	RUS - Russian Federation	46.299 (2)	45.566 (2)	45.232 (2)	<u>43.332</u> (3)	180.429 Q
3	CHN - People's Republic of China	43.566 (6)	46.998 (1)	<u>44.432</u> (4)	41.641 (8)	176.637 Q
4	ROU - Romania	45.733 (3)	41.833 (8)	44.699 (3)	<u>43.999</u> (1)	176.264 Q
5	GBR - Great Britain	43.333 (7)	45.158 (3)	<u>39.632</u> (10)	42.533 (6)	170.656 Q
6	JPN - Japan	42.033 (11)	<u>44.232</u> (5)	42.765 (5)	41.166 (9)	170.196 Q
7	ITA - Italy	42.466 (10)	<u>40.974</u> (10)	42.124 (6)	42.833 (4)	168.397 Q
8	CAN - Canada	43.599 (5)	<u>42.699</u> (7)	38.832 (12)	42.566 (5)	167.696 Q
9	GER - Germany	43.966 (4)	<u>43.332</u> (6)	39.333 (11)	40.700 (11)	167.331
10	AUS - Australia	42.499 (9)	40.724 (11)	40.999 (7)	<u>42.499</u> (7)	166.721
11	FRA - France	42.765 (8)	41.333 (9)	40.866 (8)	<u>39.832</u> (12)	164.796
12	BRA - Brazil	41.765 (12)	38.799 (12)	39.966 (9)	<u>40.765</u> (10)	161.295

NOTES
Underlined totals indicate startings apparatus

LEGEND
 Q Qualified for Team Final Rx Reserve Team
 Vault  Uneven Bars  Beam  Floor







Results
Résultats

Rank	Bib Name	NOC Code					Total
1	403 KOMOVA Victoria	RUS	15.633	15.833	15.266	<u>13.900</u>	60.632 Q
2	413 RAISMAN Alexandra	USA	<u>15.800</u>	14.166	15.100	15.325	60.391 Q
3	411 DOUGLAS Gabrielle	USA	<u>15.900</u>	15.333	15.266	13.766	60.265 Q
4	415 WIEBER Jordyn	USA	<u>15.833</u>	14.833	14.700	14.666	60.032
5	404 MUSTAFINA Aliya	RUS	15.133	15.700	14.700	<u>14.433</u>	59.966 Q
6	331 DENG Linlin	CHN	14.833	14.166	<u>15.166</u>	13.833	57.998 Q
7	374 FERRARI Vanessa	ITA	14.366	<u>14.233</u>	14.433	14.900	57.932 Q
8	384 TERAMOTO Asuka	JPN	14.600	<u>14.566</u>	14.466	14.233	57.865 Q
9	393 IORDACHE Larisa Andreea	ROU	15.100	14.100	14.800	<u>13.800</u>	57.800 Q
10	333 HUANG Qiushuang	CHN	15.000	15.266	<u>13.866</u>	13.575	57.707 Q
11	394 IZBASA Sandra Raluca	ROU	15.500	12.366	14.600	<u>15.066</u>	57.532 Q
12	402 GRISHINA Anastasia	RUS	14.333	14.033	14.900	<u>14.066</u>	57.332
13	453 LOPEZ Jessica	VEN	<u>14.566</u>	14.266	13.933	13.900	56.665 Q
14	365 SEITZ Elisabeth	GER	14.800	<u>15.166</u>	12.700	13.800	56.466 Q
15	353 TUNNEY Rebecca	GBR	14.400	14.825	<u>13.166</u>	14.000	56.391 Q
16	425 GOMEZ PORRAS Ana Sofia	GUA	<u>14.533</u>	13.266	14.333	14.000	56.132 Q
17	355 WHELAN Hannah	GBR	14.500	14.200	<u>13.066</u>	13.933	55.699 Q
18	323 PEGG Dominique	CAN	14.133	<u>13.725</u>	13.566	14.233	55.657 Q
19	441 van GERNER Celine	NED	<u>13.700</u>	14.866	14.100	12.966	55.632 Q
20	373 FERLITO Carlotta	ITA	14.100	<u>13.075</u>	14.425	13.900	55.500 Q
21	352 PINCHES Jennifer	GBR	14.366	13.700	<u>13.100</u>	14.100	55.266
22	335 YAO Jinnan	CHN	13.133	15.766	<u>12.833</u>	13.066	54.798
23	433 STEINGRUBER Giulia	SUI	14.783	13.266	<u>13.766</u>	12.900	54.715 Q
24	303 LITTLE Emily	AUS	14.766	13.433	13.633	<u>12.666</u>	54.498 Q
25	344 MALAUSSENS Aurelie	FRA	14.033	13.300	13.700	<u>13.366</u>	54.399 Q
26	431 PIHAN-KULESZA Marta	POL	13.833	14.033	<u>12.166</u>	14.333	54.365 Q
27	383 TANAKA Rie	JPN	13.000	<u>14.633</u>	13.400	13.300	54.333 Q
28	302 BRENNAN Ashleigh	AUS	13.700	13.266	13.066	<u>14.200</u>	54.232 Q
29	343 KUHM Anne	FRA	14.466	13.533	12.566	<u>13.533</u>	54.098 R1
30	372 FASANA Erika	ITA	14.000	<u>13.666</u>	12.266	14.033	53.965
31	429 MYS Gaelle	BEL	<u>13.533</u>	13.266	13.733	13.166	53.698 R2
32	325 VACULIK Kristina	CAN	14.100	<u>14.366</u>	11.300	13.800	53.566 R3
33	457 IZURIETA Ana Maria	ESP	14.800	12.600	<u>12.000</u>	14.133	53.533 R4
34	446 MILLOUSI Vasiliki	GRE	12.800	<u>13.425</u>	14.366	12.933	53.524
35	364 JAROSCH Nadine	GER	12.866	<u>13.866</u>	12.933	13.300	52.965
36	313 KUROIWA YAMAMOTO LEAL Bruna	BRA	14.066	12.466	12.800	<u>13.433</u>	52.765
37	314 MATIAS HYPOLITO Daniele	BRA	13.766	12.900	14.166	<u>11.900</u>	52.732
38	312 GONSER FRANCO Ethiene Cristina	BRA	13.566	12.933	13.000	<u>13.166</u>	52.665
39	444 ADLERTEG Jonna	SWE	13.600	<u>13.933</u>	12.200	12.466	52.199
40	430 ERCEG Tina	CRO	13.500	12.833	<u>12.266</u>	13.466	52.065
41	440 MAHMOUD EL SAID MOHAMED Salma	EGY	<u>13.533</u>	12.566	13.066	12.500	51.665
42	451 GIL ORTIZ Jessica	COL	<u>13.533</u>	12.633	12.266	13.066	51.498
43	439 CASTRO LAZO Simona	CHI	<u>13.666</u>	12.266	12.400	12.600	50.932
44	435 KONONENKO Nataliya	UKR	<u>12.833</u>	13.433	12.066	12.500	50.832
45	454 LIM Heem Wei	SIN	13.333	12.400	<u>13.033</u>	12.033	50.799
46	449 GASSER Barbara	AUT	<u>13.700</u>	12.800	12.000	12.133	50.633
47	421 PALESOVA Kristyna	CZE	13.800	14.133	<u>9.700</u>	12.966	50.599
48	445 HEO Seonmi	KOR	13.800	<u>12.166</u>	11.400	13.233	50.599



Results
Résultats

Rank	Bib Name	NOC Code					Total
49	424 BOCZOGO Dorina	HUN	12.633	13.200	<u>11.600</u>	13.166	50.599
50	456 SVILPAITE Laura	LTU	12.233	13.500	<u>11.900</u>	12.666	50.299
51	448 PEREYRA Valeria	ARG	13.366	<u>13.266</u>	10.566	12.600	49.798
52	423 WONG Hiu Ying Angel	HKG	13.633	11.866	<u>11.466</u>	12.800	49.765
53	436 MARQUES de LIMA Zoi Mafalda	POR	<u>13.566</u>	11.766	12.266	12.033	49.631
54	432 QUINONES MORENO Lorena	PUR	13.800	10.766	<u>13.133</u>	11.366	49.065
55	447 URVIKKO Annika	FIN	13.200	<u>12.416</u>	10.933	12.266	48.815
56	458 MILEVA Ralitsa	BUL	13.200	10.966	<u>12.066</u>	12.200	48.432
57	434 HOMOLOVA Maria	SVK	12.766	10.458	<u>11.733</u>	12.066	47.023
58	426 AZIMBAY Moldir	KAZ	<u>12.800</u>	10.700	11.566	11.933	46.999
59	437 MAKSIUTA Valeriia	ISR	<u>12.800</u>	9.433	10.533	12.933	45.699
60	442 GOLOB Sasa	SLO	<u>0.000</u>	12.066	13.033	13.500	38.599

NOTES

Underlined totals indicates starting apparatus

LEGEND

Q Qualified for All-Around Final

Rx Reserve for All-Around Final

 Vault

 Uneven Bars

 Beam

 Floor



Results
Résultats



Rank	Bib	Name	NOC Code	D Score	E Score	Pen	Total
1	413	RAISMAN Alexandra	USA	6.500	8.825		15.325 Q
2	394	IZBASA Sandra Raluca	ROU	6.300	8.766		15.066 Q
3	374	FERRARI Vanessa	ITA	6.200	8.700		14.900 Q
4	401	AFANASEVA Kseniia	RUS	5.900	8.933		14.833 Q
5	305	MITCHELL Lauren	AUS	6.300	8.533		14.833 Q
6	415	WIEBER Jordyn	USA	6.000	8.766	0.1	14.666 Q
7	395	PONOR Catalina	ROU	5.900	8.700		14.600 Q
8	404	MUSTAFINA Aliya	RUS	5.900	8.633	0.1	14.433 Q
9	354	TWEDDLE Elizabeth	GBR	5.800	8.633		14.433 R1
10	392	CHELARU Diana Maria	ROU	6.000	8.633	0.3	14.333
11	431	PIHAN-KULESZA Marta	POL	5.900	8.433		14.333 R2
12	384	TERAMOTO Asuka	JPN	5.500	8.733		14.233 R3
13	334	SUI Lu	CHN	5.600	8.633		14.233
14	323	PEGG Dominique	CAN	5.700	8.533		14.233
15	321	BLACK Elisabeth	CAN	5.800	8.433		14.233
16	302	BRENNAN Ashleigh	AUS	5.700	8.500		14.200
17	311	dos SANTOS Daiane	BRA	5.800	8.366		14.166
18	457	IZURIETA Ana Maria	ESP	5.700	8.433		14.133
19	352	PINCHES Jennifer	GBR	5.800	8.300		14.100
20	322	MOORS Victoria	CAN	6.000	8.100		14.100
21	402	GRISHINA Anastasia	RUS	5.700	8.566	0.2	14.066
22	372	FASANA Erika	ITA	5.700	8.333		14.033
23	353	TUNNEY Rebecca	GBR	5.700	8.300		14.000
23	425	GOMEZ PORRAS Ana Sofia	GUA	5.700	8.300		14.000
25	355	WHELAN Hannah	GBR	5.700	8.233		13.933
26	373	FERLITO Carlotta	ITA	5.500	8.500	0.1	13.900
27	453	LOPEZ Jessica	VEN	5.500	8.400		13.900
28	403	KOMOVA Victoria	RUS	5.800	8.200	0.1	13.900
29	331	DENG Linlin	CHN	5.500	8.333		13.833
30	325	VACULIK Kristina	CAN	5.300	8.500		13.800
31	365	SEITZ Elisabeth	GER	5.500	8.400	0.1	13.800
32	393	IODACHE Larisa Andreea	ROU	5.900	7.900		13.800
33	411	DOUGLAS Gabrielle	USA	5.700	8.366	0.3	13.766
34	414	ROSS Kyla	USA	5.500	8.333	0.1	13.733
35	427	GARCIA RODRIGUEZ BLANCAS Elsa	MEX	5.600	8.133		13.733
36	382	SHINTAKE Yuko	JPN	5.400	8.233		13.633
37	362	BUI Kim	GER	5.400	8.200		13.600
38	333	HUANG Qiushuang	CHN	5.300	8.275		13.575
39	343	KUHM Anne	FRA	5.700	8.133	0.3	13.533
40	442	GOLOB Sasa	SLO	5.300	8.200		13.500
41	430	ERCEG Tina	CRO	5.400	8.066		13.466
42	304	MILLER Larrissa	AUS	5.700	7.766		13.466
43	313	KUROIWA YAMAMOTO LEAL Bruna	BRA	5.100	8.333		13.433



Results
Résultats



Rank	Bib	Name	NOC Code	D Score	E Score	Pen	Total
44	344	MALAUSSENA Aurelie	FRA	5.300	8.166	0.1	13.366
45	375	PREZIOSA Elisabetta	ITA	5.000	8.400	0.1	13.300
46	383	TANAKA Rie	JPN	5.000	8.300		13.300
47	361	BERGER Janine	GER	5.200	8.100		13.300
48	364	JAROSCH Nadine	GER	5.600	7.700		13.300
49	445	HEO Seonmi	KOR	5.300	7.933		13.233
50	312	GONSER FRANCO Ethiene Cristina	BRA	5.000	8.166		13.166
51	429	MYS Gaelle	BEL	5.200	8.066	0.1	13.166
52	424	BOCZOGO Dorina	HUN	5.300	7.966	0.1	13.166
53	451	GIL ORTIZ Jessica	COL	5.100	8.066	0.1	13.066
54	335	YAO Jinnan	CHN	5.300	7.766		13.066
55	421	PALESOVA Kristyna	CZE	5.200	7.966	0.2	12.966
56	441	van GERNER Celine	NED	5.300	7.766	0.1	12.966
57	381	MINOBE Yu	JPN	5.400	7.566		12.966
58	446	MILLOUSI Vasiliki	GRE	4.800	8.133		12.933
59	437	MAKSIUTA Valeriia	ISR	4.900	8.033		12.933
60	341	BOUMEJMAJEN Mira	FRA	5.000	7.933		12.933
61	345	SERSERI Sophia	FRA	5.100	7.833		12.933
62	433	STEINGRUBER Giulia	SUI	5.600	7.600	0.3	12.900
63	423	WONG Hiu Ying Angel	HKG	5.000	7.800		12.800
64	456	SVILPAITE Laura	LTU	4.800	7.866		12.666
65	303	LITTLE Emily	AUS	5.300	7.366		12.666
66	439	CASTRO LAZO Simona	CHI	4.700	7.900		12.600
67	448	PEREYRA Valeria	ARG	5.200	7.800	0.4	12.600
68	435	KONONENKO Nataliya	UKR	4.300	8.200		12.500
69	440	MAHMOUD EL SAID MOHAMED Salma	EGY	5.000	7.500		12.500
70	444	ADLERTEG Jonna	SWE	5.100	7.666	0.3	12.466
71	455	PHAN Thi Ha Thanh	VIE	4.900	7.566		12.466
72	422	PENA ABREU Yamilet	DOM	5.000	7.300		12.300
73	447	URVIKKO Annika	FIN	5.000	7.766	0.5	12.266
74	458	MILEVA Ralitsa	BUL	4.700	7.500		12.200
75	449	GASSER Barbara	AUT	4.700	7.433		12.133
76	434	HOMOLOVA Maria	SVK	4.500	7.566		12.066
77	454	LIM Heem Wei	SIN	4.500	7.533		12.033
78	436	MARQUES de LIMA Zoi Mafalda	POR	5.100	6.933		12.033
79	426	AZIMBAY Moldir	KAZ	4.800	7.433	0.3	11.933
80	314	MATIAS HYPOLITO Daniele	BRA	5.400	6.500		11.900
81	432	QUINONES MORENO Lorena	PUR	5.100	6.566	0.3	11.366
82	438	ELZEINY Sherine Ahmed	EGY	4.500	6.500		11.000

LEGEND

D Difficulty E Execution Pen Penalty Q Qualified for Floor Final Rx Reserve for Floor Final

 Floor



Results
Résultats



Rank	Bib	Name	NOC Code	D Score	E Score	Pen	Total
1	411	DOUGLAS Gabrielle	USA	6.500	9.400		15.900
1	412	MARONEY Mc Kayla	USA	6.500	9.400		15.900
3	415	WIEBER Jordyn	USA	6.500	9.433	0.1	15.833
4	413	RAISMAN Alexandra	USA	6.500	9.300		15.800
5	403	KOMOVA Victoria	RUS	6.500	9.133		15.633
6	405	PASEKA Maria	RUS	6.500	9.033		15.533
7	394	IZBASA Sandra Raluca	ROU	6.100	9.400		15.500
8	395	PONOR Catalina	ROU	5.800	9.333		15.133
8	404	MUSTAFINA Aliya	RUS	5.800	9.333		15.133
10	393	IODACHE Larisa Andreea	ROU	5.800	9.300		15.100
11	363	CHUSOVITINA Oksana	GER	6.300	8.833	0.1	15.033
12	333	HUANG Qiushuang	CHN	5.800	9.200		15.000
12	450	MARACHKOUSKAYA Nastassia	BLR	5.800	9.200		15.000
14	422	PENA ABREU Yamilet	DOM	7.100	7.833		14.933
15	331	DENG Linlin	CHN	5.800	9.033		14.833
16	321	BLACK Elisabeth	CAN	6.300	8.500		14.800
16	365	SEITZ Elisabeth	GER	5.800	9.000		14.800
16	457	IZURIETA Ana Maria	ESP	5.800	9.000		14.800
19	433	STEINGRUBER Giulia	SUI	6.300	8.483		14.783
20	303	LITTLE Emily	AUS	5.800	8.966		14.766
21	324	ROGERS Brittany	CAN	5.800	8.866		14.666
21	392	CHELARU Diana Maria	ROU	5.800	8.966	0.1	14.666
23	384	TERAMOTO Asuka	JPN	5.800	8.800		14.600
24	453	LOPEZ Jessica	VEN	5.800	8.766		14.566
25	425	GOMEZ PORRAS Ana Sofia	GUA	5.800	8.733		14.533
26	355	WHELAN Hannah	GBR	5.800	8.700		14.500
27	343	KUHM Anne	FRA	5.800	8.666		14.466
28	351	CAIRNS Imogen	GBR	5.300	9.133		14.433
29	353	TUNNEY Rebecca	GBR	5.800	8.600		14.400
30	352	PINCHES Jennifer	GBR	5.800	8.866	0.3	14.366
30	374	FERRARI Vanessa	ITA	5.800	8.566		14.366
32	402	GRISHINA Anastasia	RUS	5.800	8.533		14.333
33	342	DUFOURNET Youna	FRA	5.300	8.866		14.166
34	323	PEGG Dominique	CAN	5.300	8.833		14.133
34	345	SERSERI Sophia	FRA	5.300	8.833		14.133
34	361	BERGER Janine	GER	6.300	7.833		14.133
37	325	VACULIK Kristina	CAN	5.300	8.800		14.100
37	373	FERLITO Carlotta	ITA	5.300	8.800		14.100
39	313	KUROIWA YAMAMOTO LEAL Bruna	BRA	5.300	8.766		14.066
40	344	MALAUSSENA Aurelie	FRA	5.400	8.633		14.033
41	372	FASANA Erika	ITA	5.300	8.700		14.000
42	305	MITCHELL Lauren	AUS	5.000	8.933		13.933
42	311	dos SANTOS Daiane	BRA	5.300	8.633		13.933



Results
Résultats



Rank	Bib	Name	NOC Code	D Score	E Score	Pen	Total
44	431	PIHAN-KULESZA Marta	POL	5.000	8.833		13.833
45	301	BONORA Georgia	AUS	5.000	8.800		13.800
45	385	TSURUMI Koko	JPN	5.000	8.800		13.800
45	421	PALESOVA Kristyna	CZE	5.000	8.800		13.800
45	432	QUINONES MORENO Lorena	PUR	5.000	8.800		13.800
45	445	HEO Seonmi	KOR	5.300	8.500		13.800
50	314	MATIAS HYPOLITO Daniele	BRA	5.300	8.466		13.766
51	332	HE Kexin	CHN	5.000	8.833	0.1	13.733
51	375	PREZIOSA Elisabetta	ITA	5.000	8.733		13.733
53	302	BRENNAN Ashleigh	AUS	5.500	8.200		13.700
53	441	van GERNER Celine	NED	5.300	8.700	0.3	13.700
53	449	GASSER Barbara	AUT	5.000	8.700		13.700
56	439	CASTRO LAZO Simona	CHI	5.000	8.666		13.666
57	382	SHINTAKE Yuko	JPN	5.000	8.633		13.633
57	423	WONG Hiu Ying Angel	HKG	5.200	8.433		13.633
59	444	ADLERTEG Jonna	SWE	5.000	8.600		13.600
60	312	GONSER FRANCO Ethiene Cristina	BRA	5.000	8.566		13.566
60	436	MARQUES de LIMA Zoi Mafalda	POR	5.000	8.566		13.566
62	429	MYS Gaelle	BEL	5.000	8.533		13.533
62	440	MAHMOUD EL SAID MOHAMED Salma	EGY	5.000	8.533		13.533
62	451	GIL ORTIZ Jessica	COL	5.000	8.533		13.533
65	430	ERCEG Tina	CRO	5.000	8.500		13.500
66	448	PEREYRA Valeria	ARG	5.000	8.366		13.366
67	454	LIM Heem Wei	SIN	4.600	8.733		13.333
68	447	URVIKKO Annika	FIN	5.000	8.200		13.200
68	458	MILEVA Ralitsa	BUL	4.800	8.400		13.200
70	335	YAO Jinnan	CHN	5.800	7.333		13.133
71	383	TANAKA Rie	JPN	5.300	7.700		13.000
72	364	JAROSCH Nadine	GER	5.300	7.666	0.1	12.866
73	435	KONONENKO Nataliya	UKR	4.400	8.433		12.833
74	426	AZIMBAY Moldir	KAZ	4.400	8.400		12.800
74	437	MAKSIUTA Valeriia	ISR	5.300	7.500		12.800
74	446	MILLOUSI Vasiliki	GRE	4.400	8.400		12.800
77	434	HOMOLOVA Maria	SVK	4.400	8.366		12.766
78	455	PHAN Thi Ha Thanh	VIE	5.300	7.366		12.666
79	424	BOCZOGO Dorina	HUN	5.300	7.633	0.3	12.633
80	456	SVILPAITE Laura	LTU	4.600	7.633		12.233
81	442	GOLOB Sasa	SLO	0.000	0.000		0.000

LEGEND

D Difficulty E Execution Pen Penalty Q Qualified for Vault Final Rx Reserve for Vault Final

Vault



Results
Résultats



Rank	Bib	Name	NOC Code	D Score	E Score	Pen	Total
1	354	TWEDDLE Elizabeth	GBR	7.000	9.133		16.133 Q
2	332	HE Kexin	CHN	7.100	8.866		15.966 Q
3	403	KOMOVA Victoria	RUS	7.000	8.833		15.833 Q
4	335	YAO Jinnan	CHN	6.800	8.966		15.766 Q
5	404	MUSTAFINA Aliya	RUS	7.000	8.700		15.700 Q
6	411	DOUGLAS Gabrielle	USA	6.600	8.733		15.333 Q
7	333	HUANG Qiushuang	CHN	6.600	8.666		15.266
8	365	SEITZ Elisabeth	GER	6.700	8.466		15.166 Q
9	385	TSURUMI Koko	JPN	6.600	8.433		15.033 Q
10	441	van GERNER Celine	NED	6.200	8.666		14.866 R1
11	414	ROSS Kyla	USA	6.400	8.466		14.866 R2
12	415	WIEBER Jordyn	USA	6.400	8.433		14.833
13	353	TUNNEY Rebecca	GBR	6.400	8.425		14.825 R3
14	383	TANAKA Rie	JPN	5.800	8.833		14.633
15	384	TERAMOTO Asuka	JPN	6.300	8.266		14.566
16	324	ROGERS Brittany	CAN	6.000	8.500		14.500
17	342	DUFOURNET Youna	FRA	6.900	7.600		14.500
18	325	VACULIK Kristina	CAN	6.000	8.366		14.366
19	362	BUI Kim	GER	6.200	8.100		14.300
20	453	LOPEZ Jessica	VEN	6.100	8.166		14.266
21	374	FERRARI Vanessa	ITA	5.900	8.333		14.233
22	355	WHELAN Hannah	GBR	5.800	8.400		14.200
23	413	RAISMAN Alexandra	USA	5.900	8.266		14.166
24	331	DENG Linlin	CHN	6.100	8.066		14.166
25	421	PALESOVA Kristyna	CZE	5.900	8.233		14.133
26	393	IORDACHE Larisa Andreea	ROU	5.900	8.200		14.100
27	431	PIHAN-KULESZA Marta	POL	5.700	8.333		14.033
28	402	GRISHINA Anastasia	RUS	6.300	7.733		14.033
29	304	MILLER Larrissa	AUS	6.200	7.825		14.025
30	391	BULIMAR Diana Laura	ROU	5.700	8.300		14.000
31	444	ADLERTEG Jonna	SWE	6.100	7.833		13.933
32	364	JAROSCH Nadine	GER	5.500	8.366		13.866
33	322	MOORS Victoria	CAN	5.600	8.233		13.833
34	392	CHELARU Diana Maria	ROU	5.500	8.233		13.733
35	323	PEGG Dominique	CAN	5.600	8.125		13.725
36	352	PINCHES Jennifer	GBR	5.500	8.200		13.700
37	372	FASANA Erika	ITA	5.400	8.266		13.666
38	343	KUHM Anne	FRA	5.700	7.833		13.533
39	456	SVILPAITE Laura	LTU	5.200	8.300		13.500
40	303	LITTLE Emily	AUS	5.400	8.033		13.433
41	435	KONONENKO Nataliya	UKR	6.500	6.933		13.433
42	446	MILLOUSI Vasiliki	GRE	5.400	8.025		13.425
43	341	BOUMEJMAJEN Mira	FRA	5.500	7.800		13.300



Results
Résultats



Rank	Bib	Name	NOC Code	D Score	E Score	Pen	Total
44	344	MALAUSSENA Aurelie	FRA	5.700	7.600		13.300
45	429	MYS Gaelle	BEL	5.300	7.966		13.266
45	448	PEREYRA Valeria	ARG	5.300	7.966		13.266
47	302	BRENNAN Ashleigh	AUS	5.400	7.866		13.266
48	433	STEINGRUBER Giulia	SUI	5.600	7.666		13.266
49	425	GOMEZ PORRAS Ana Sofia	GUA	5.800	7.466		13.266
50	424	BOCZOGO Dorina	HUN	5.200	8.000		13.200
51	301	BONORA Georgia	AUS	5.300	7.800		13.100
52	373	FERLITO Carlotta	ITA	5.200	7.875		13.075
53	381	MINOBE Yu	JPN	6.000	7.066		13.066
54	311	dos SANTOS Daiane	BRA	5.900	7.066		12.966
55	312	GONSER FRANCO Ethiene Cristina	BRA	5.200	7.733		12.933
56	314	MATIAS HYPOLITO Daniele	BRA	5.400	7.500		12.900
57	361	BERGER Janine	GER	5.600	7.266		12.866
58	430	ERCEG Tina	CRO	5.000	7.833		12.833
59	449	GASSER Barbara	AUT	5.200	7.600		12.800
60	371	CAMPANA Giorgia	ITA	5.900	6.866		12.766
61	451	GIL ORTIZ Jessica	COL	5.000	7.633		12.633
62	457	IZURIETA Ana Maria	ESP	5.600	7.000		12.600
63	440	MAHMOUD EL SAID MOHAMED Salma	EGY	4.900	7.666		12.566
64	313	KUROIWA YAMAMOTO LEAL Bruna	BRA	5.600	6.866		12.466
65	447	URVIKKO Annika	FIN	5.500	6.916		12.416
66	454	LIM Heem Wei	SIN	4.500	7.900		12.400
67	394	IZBASA Sandra Raluca	ROU	5.500	6.866		12.366
68	439	CASTRO LAZO Simona	CHI	4.600	7.666		12.266
69	445	HEO Seonmi	KOR	6.000	6.166		12.166
70	442	GOLOB Sasa	SLO	4.600	7.466		12.066
71	423	WONG Hiu Ying Angel	HKG	4.400	7.466		11.866
72	436	MARQUES de LIMA Zoi Mafalda	POR	3.900	7.866		11.766
73	443	DO Thi Ngan Thuong	VIE	4.300	7.166		11.466
74	458	MILEVA Ralitsa	BUL	3.600	7.366		10.966
75	432	QUINONES MORENO Lorena	PUR	4.800	5.966		10.766
76	426	AZIMBAY Moldir	KAZ	5.200	5.500		10.700
77	434	HOMOLOVA Maria	SVK	5.000	5.458		10.458
78	437	MAKSIUTA Valeriia	ISR	5.000	4.433		9.433
79	405	PASEKA Maria	RUS	0.000	0.000		0.000

LEGEND

D Difficulty E Execution Pen Penalty Q Qualified for Uneven Bars Final Rx Reserve for Uneven Bars Final



Uneven Bars



Results
Résultats



Rank	Bib	Name	NOC Code	D Score	E Score	Pen	Total
1	334	SUI Lu	CHN	6.400	9.000		15.400 Q
2	403	KOMOVA Victoria	RUS	6.400	8.866		15.266 Q
3	411	DOUGLAS Gabrielle	USA	6.500	8.766		15.266 Q
4	331	DENG Linlin	CHN	6.500	8.666		15.166 Q
5	413	RAISMAN Alexandra	USA	6.400	8.700		15.100 Q
6	414	ROSS Kyla	USA	6.100	8.975		15.075
7	401	AFANASEVA Kseniia	RUS	5.900	9.166		15.066 Q
8	395	PONOR Catalina	ROU	6.400	8.633		15.033 Q
9	402	GRISHINA Anastasia	RUS	6.000	8.900		14.900
10	391	BULIMAR Diana Laura	ROU	6.100	8.766		14.866 Q
11	393	IODACHE Larisa Andreea	ROU	6.400	8.400		14.800
12	404	MUSTAFINA Aliya	RUS	6.000	8.700		14.700
12	415	WIEBER Jordyn	USA	6.000	8.700		14.700
14	394	IZBASA Sandra Raluca	ROU	5.800	8.800		14.600
15	384	TERAMOTO Asuka	JPN	5.700	8.766		14.466 R1
16	374	FERRARI Vanessa	ITA	6.100	8.333		14.433 R2
17	373	FERLITO Carlotta	ITA	6.000	8.425		14.425 R3
18	446	MILLOUSI Vasiliki	GRE	6.000	8.366		14.366
19	425	GOMEZ PORRAS Ana Sofia	GUA	6.100	8.233		14.333
20	305	MITCHELL Lauren	AUS	6.500	7.800		14.300
21	342	DUFOURNET Youna	FRA	6.000	8.200		14.200
22	382	SHINTAKE Yuko	JPN	5.900	8.266		14.166
23	314	MATIAS HYPOLITO Daniele	BRA	6.000	8.166		14.166
24	381	MINOBE Yu	JPN	6.200	7.933		14.133
25	441	van GERNER Celine	NED	5.900	8.200		14.100
26	321	BLACK Elisabeth	CAN	5.900	8.066		13.966
27	453	LOPEZ Jessica	VEN	5.600	8.333		13.933
28	333	HUANG Qiushuang	CHN	5.900	7.966		13.866
29	433	STEINGRUBER Giulia	SUI	5.800	7.966		13.766
30	429	MYS Gaelle	BEL	5.600	8.133		13.733
31	363	CHUSOVITINA Oksana	GER	5.400	8.300		13.700
32	344	MALAUSSENA Aurelie	FRA	5.900	7.800		13.700
33	303	LITTLE Emily	AUS	5.500	8.133		13.633
34	323	PEGG Dominique	CAN	5.400	8.166		13.566
35	450	MARACHKOUSKAYA Nastassia	BLR	5.300	8.258		13.558
36	383	TANAKA Rie	JPN	5.500	7.900		13.400
37	351	CAIRNS Imogen	GBR	5.400	7.966		13.366
38	375	PREZIOSA Elisabetta	ITA	5.700	7.566		13.266
39	353	TUNNEY Rebecca	GBR	5.100	8.066		13.166
40	432	QUINONES MORENO Lorena	PUR	5.300	7.833		13.133
41	352	PINCHES Jennifer	GBR	5.800	7.300		13.100
42	440	MAHMOUD EL SAID MOHAMED Salma	EGY	5.200	7.866		13.066
43	301	BONORA Georgia	AUS	6.000	7.066		13.066



Results
Résultats



Rank	Bib	Name	NOC Code	D Score	E Score	Pen	Total
43	302	BRENNAN Ashleigh	AUS	6.000	7.066		13.066
43	355	WHELAN Hannah	GBR	6.000	7.066		13.066
46	454	LIM Heem Wei	SIN	5.000	8.033		13.033
47	442	GOLOB Sasa	SLO	5.400	7.633		13.033
48	312	GONSER FRANCO Ethiene Cristina	BRA	4.900	8.100		13.000
49	341	BOUMEJAJEN Mira	FRA	5.700	7.266		12.966
50	364	JAROSCH Nadine	GER	5.500	7.433		12.933
51	335	YAO Jinnan	CHN	5.500	7.333		12.833
52	313	KUROIWA YAMAMOTO LEAL Bruna	BRA	5.100	7.700		12.800
53	438	ELZEINY Sherine Ahmed	EGY	5.100	7.633		12.733
54	365	SEITZ Elisabeth	GER	5.600	7.100		12.700
55	343	KUHM Anne	FRA	5.900	6.666		12.566
56	362	BUI Kim	GER	5.300	7.133		12.433
57	439	CASTRO LAZO Simona	CHI	4.800	7.600		12.400
58	427	GARCIA RODRIGUEZ BLANCAS Elsa	MEX	5.000	7.400		12.400
59	436	MARQUES de LIMA Zoi Mafalda	POR	4.600	7.666		12.266
60	430	ERCEG Tina	CRO	5.000	7.266		12.266
61	451	GIL ORTIZ Jessica	COL	5.400	6.966	0.1	12.266
62	372	FASANA Erika	ITA	5.600	6.666		12.266
63	444	ADLERTEG Jonna	SWE	5.000	7.200		12.200
64	431	PIHAN-KULESZA Marta	POL	5.900	6.266		12.166
65	458	MILEVA Ralitsa	BUL	5.300	6.766		12.066
66	435	KONONENKO Nataliya	UKR	5.500	6.566		12.066
67	315	de FREITAS Harumy Mariko	BRA	4.900	7.133		12.033
68	449	GASSER Barbara	AUT	5.000	7.000		12.000
69	457	IZURIETA Ana Maria	ESP	5.900	6.100		12.000
70	443	DO Thi Ngan Thuong	VIE	4.200	7.766		11.966
71	456	SVILPAITE Laura	LTU	4.800	7.200	0.1	11.900
72	434	HOMOLOVA Maria	SVK	4.400	7.333		11.733
73	424	BOCZOGO Dorina	HUN	5.000	6.700	0.1	11.600
74	426	AZIMBAY Moldir	KAZ	5.300	6.266		11.566
75	423	WONG Hiu Ying Angel	HKG	4.800	6.666		11.466
76	445	HEO Seonmi	KOR	5.600	5.800		11.400
77	428	UCTAS Goksu	TUR	3.300	8.033		11.333
78	325	VACULIK Kristina	CAN	5.500	5.800		11.300
79	322	MOORS Victoria	CAN	5.600	5.666		11.266
80	447	URVIKKO Annika	FIN	4.400	6.633	0.1	10.933
81	448	PEREYRA Valeria	ARG	4.600	5.966		10.566
82	437	MAKSIUTA Valeriia	ISR	5.600	4.933		10.533
83	421	PALESOVA Kristyna	CZE	5.300	4.400		9.700

LEGEND

D Difficulty E Execution Pen Penalty Q Qualified for Beam Final Rx Reserve for Beam Final



Beam



Results
Résultats



Rank	Bib	Name	NOC Code	Vault	D Score	E Score	Pen	Vault Score	Total
1	412	MARONEY Mc Kayla	USA	1	6.500	9.400		15.900	15.800 Q
				2	6.100	9.600		15.700	
2	394	IZBASA Sandra Raluca	ROU	1	6.100	9.400		15.500	15.316 Q
				2	5.800	9.333		15.133	
3	405	PASEKA Maria	RUS	1	6.500	9.033		15.533	15.049 Q
				2	5.600	8.966		14.566	
4	363	CHUSOVITINA Oksana	GER	1	6.300	8.833	0.1	15.033	14.808 Q
				2	5.500	9.083		14.583	
5	422	PENA ABREU Yamilet	DOM	1	7.100	7.833		14.933	14.699 Q
				2	5.800	8.666		14.466	
6	361	BERGER Janine	GER	1	6.300	7.833		14.133	14.483 Q
				2	6.000	8.833		14.833	
7	324	ROGERS Brittany	CAN	1	5.800	8.866		14.666	14.483 Q
				2	5.600	8.700		14.300	
8	321	BLACK Elisabeth	CAN	1	6.300	8.500		14.800	14.366 Q
				2	5.200	8.733		13.933	
9	433	STEINGRUBER Giulia	SUI	1	6.300	8.483		14.783	13.924 R1
				2	6.000	7.366	0.3	13.066	
10	450	MARACHKOUSKAYA Nastassia	BLR	1	5.800	9.200		15.000	13.800 R2
				2	5.000	7.600		12.600	
11	325	VACULIK Kristina	CAN	1	5.300	8.800		14.100	13.800
				2	4.800	8.700		13.500	
12	455	PHAN Thi Ha Thanh	VIE	1	5.300	7.366		12.666	13.533 R3
				2	6.300	8.100		14.400	
13	423	WONG Hiu Ying Angel	HKG	1	5.200	8.433		13.633	13.533
				2	5.000	8.433		13.433	
14	430	ERCEG Tina	CRO	1	5.000	8.500		13.500	13.516
				2	5.000	8.533		13.533	
15	436	MARQUES de LIMA Zoi Mafalda	POR	1	5.000	8.566		13.566	13.316
				2	4.600	8.466		13.066	
16	437	MAKSIUTA Valeriia	ISR	1	5.300	7.500		12.800	13.300
				2	5.500	8.300		13.800	
17	424	BOCZOGO Dorina	HUN	1	5.300	7.633	0.3	12.633	12.916
				2	4.600	8.600		13.200	
18	456	SVILPAITE Laura	LTU	1	4.600	7.633		12.233	11.933
				2	4.200	7.433		11.633	

LEGEND

D Difficulty E Execution Pen Penalty Q Qualified for Vault Final Rx Reserve for Vault Final

Vault



Individual Judges Scores
Scores individuels des juges



Rank	Bib	Name	NOC Code	Time	D Score	Execution Jury (E)										Penalty L / T / O	Total
						E1	E2	E3	E4	E5	E Jury Score	ER1 Score	ER2 Score	ER Score	E Score		
1	413	RAISMAN Alexandra	USA	1:29	6.500	8.7	8.5	8.8	8.6	8.8	8.700	9.0	8.9	8.950	* 8.825	* 15.325	
2	394	IZBASA Sandra Raluca	ROU	1:29	6.300	9.1	8.9	8.7	8.7	8.6	8.766	8.9	8.9	8.900	8.766	15.066	
3	374	FERRARI Vanessa	ITA	1:29	6.200	8.6	8.7	8.6	8.8	8.9	8.700	8.7	8.7	8.700	8.700	14.900	
4	401	AFANASEVA Kseniia	RUS	1:29	5.900	8.7	9.0	8.9	8.9	9.2	8.933	8.8	9.0	8.900	8.933	14.833	
5	305	MITCHELL Lauren	AUS	1:29	6.300	9.0	8.0	8.6	8.6	8.4	8.533	8.6	8.5	8.550	8.533	14.833	
6	415	WIEBER Jordyn	USA	1:28	6.000	8.8	8.7	8.7	8.8	8.9	8.766	8.8	8.7	8.750	8.766	.1 / .0 / .0 14.666	
7	395	PONOR Catalina	ROU	1:28	5.900	8.7	8.7	8.6	8.8	8.7	8.700	8.6	8.7	8.650	8.700	14.600	
8	404	MUSTAFINA Aliya	RUS	1:29	5.900	8.9	8.7	8.4	8.6	8.6	8.633	8.6	8.5	8.550	8.633	.1 / .0 / .0 14.433	
9	354	TWEDDLE Elizabeth	GBR	1:29	5.800	8.4	8.6	8.6	8.7	9.0	8.633	8.5	8.6	8.550	8.633	14.433	
10	392	CHELARU Diana Maria	ROU	1:27	6.000	8.6	8.7	8.6	8.5	8.7	8.633	8.9	8.5	8.700	8.633	.3 / .0 / .0 14.333	
11	431	PIHAN-KULESZA Marta	POL	1:28	5.900	8.5	8.2	8.2	8.6	8.7	8.433	8.3	8.2	8.250	8.433	14.333	
12	384	TERAMOTO Asuka	JPN	1:24	5.500	9.0	8.5	8.8	8.5	8.9	8.733	8.3	8.6	8.450	8.733	14.233	
13	334	SUI Lu	CHN	1:28	5.600	8.7	8.7	8.4	8.6	8.6	8.633	8.4	8.5	8.450	8.633	14.233	
14	323	PEGG Dominique	CAN	1:23	5.700	8.5	8.3	8.6	8.6	8.5	8.533	8.6	8.4	8.500	8.533	14.233	
15	321	BLACK Elisabeth	CAN	1:15	5.800	8.4	8.4	8.4	8.5	8.5	8.433	8.3	8.1	8.200	8.433	14.233	
16	302	BRENNAN Ashleigh	AUS	1:29	5.700	8.4	8.5	8.6	8.6	8.3	8.500	8.3	8.1	8.200	8.500	14.200	
17	311	dos SANTOS Daiane	BRA	1:22	5.800	8.5	8.3	8.5	8.2	8.3	8.366	8.3	8.2	8.250	8.366	14.166	
18	457	IZURIETA Ana Maria	ESP	1:26	5.700	8.6	8.5	8.2	8.3	8.5	8.433	8.3	8.4	8.350	8.433	14.133	
19	352	PINCHES Jennifer	GBR	1:28	5.800	8.3	8.0	8.2	8.5	8.4	8.300	7.9	8.1	8.000	8.300	14.100	
20	322	MOORS Victoria	CAN	1:28	6.000	8.5	8.1	7.9	8.1	8.1	8.100	8.4	8.2	8.300	8.100	14.100	
21	402	GRISHINA Anastasia	RUS	1:31	5.700	8.6	8.6	7.9	8.5	8.7	8.566	8.3	8.6	8.450	8.566	.1 / .1 / .0 14.066	
22	372	FASANA Erika	ITA	1:24	5.700	8.3	8.6	8.3	8.4	8.3	8.333	8.5	8.3	8.400	8.333	14.033	
23	353	TUNNEY Rebecca	GBR	1:26	5.700	8.6	8.2	8.4	8.3	8.2	8.300	8.2	8.4	8.300	8.300	14.000	
23	425	GOMEZ PORRAS Ana Sofia	GUA	1:26	5.700	7.8	8.3	8.3	8.3	8.5	8.300	7.9	7.9	7.900	8.300	14.000	



Individual Judges Scores
Scores individuels des juges



Rank	Bib	Name	NOC Code	Time	D Score	Execution Jury (E)										Penalty L / T / O	Total
						E1	E2	E3	E4	E5	E Jury Score	ER1 Score	ER2 Score	ER Score	E Score		
25	355	WHELAN Hannah	GBR	1:29	5.700	8.2	8.5	8.3	8.2	8.1	8.233	8.3	8.4	8.350	8.233		13.933
26	373	FERLITO Carlotta	ITA	1:26	5.500	9.0	8.4	8.3	8.7	8.4	8.500	8.5	8.5	8.500	8.500	.1 / .0 / .0	13.900
27	453	LOPEZ Jessica	VEN	1:28	5.500	8.4	8.3	8.5	8.3	8.9	8.400	8.5	8.3	8.400	8.400		13.900
28	403	KOMOVA Victoria	RUS	1:27	5.800	8.2	8.0	8.0	8.5	8.4	8.200	8.3	8.4	8.350	8.200	.1 / .0 / .0	13.900
29	331	DENG Linlin	CHN	1:28	5.500	8.2	8.4	8.1	8.4	8.5	8.333	8.3	8.2	8.250	8.333		13.833
30	325	VACULIK Kristina	CAN	1:26	5.300	8.3	8.6	8.3	8.6	8.9	8.500	8.4	8.6	8.500	8.500		13.800
31	365	SEITZ Elisabeth	GER	1:29	5.500	8.4	8.6	8.3	8.4	8.4	8.400	8.4	8.5	8.450	8.400	.1 / .0 / .0	13.800
32	393	IORDACHE Larisa Andreea	ROU	1:28	5.900	7.7	7.9	8.0	7.8	8.2	7.900	7.8	7.6	7.700	7.900		13.800
33	411	DOUGLAS Gabrielle	USA	1:26	5.700	8.4	8.3	8.3	8.4	8.5	8.366	8.5	8.2	8.350	8.366	.3 / .0 / .0	13.766
34	414	ROSS Kyla	USA	1:28	5.500	8.4	8.2	8.1	8.4	8.4	8.333	8.3	8.4	8.350	8.333	.1 / .0 / .0	13.733
35	427	GARCIA RODRIGUEZ BLANCAS Elsa	MEX	1:29	5.600	8.4	7.8	8.1	7.9	8.4	8.133	8.1	8.4	8.250	8.133		13.733
36	382	SHINTAKE Yuko	JPN	1:27	5.400	8.3	8.3	8.1	8.4	8.1	8.233	8.0	8.3	8.150	8.233		13.633
37	362	BUI Kim	GER	1:28	5.400	8.1	8.1	8.2	8.3	8.5	8.200	8.1	8.3	8.200	8.200		13.600
38	333	HUANG Qiushuang	CHN	1:28	5.300	7.9	8.1	8.0	8.2	8.3	8.100	8.4	8.5	8.450	* 8.275		* 13.575
39	343	KUHM Anne	FRA	1:10	5.700	8.1	8.1	8.1	8.2	8.5	8.133	7.9	8.0	7.950	8.133	.3 / .0 / .0	13.533
40	442	GOLOB Sasa	SLO	1:27	5.300	8.2	8.4	8.1	8.3	8.1	8.200	7.9	7.8	7.850	8.200		13.500
41	430	ERCEG Tina	CRO	1:27	5.400	8.1	8.3	8.1	8.0	7.8	8.066	7.9	8.0	7.950	8.066		13.466
42	304	MILLER Larrissa	AUS	1:29	5.700	8.1	7.5	7.5	7.7	8.2	7.766	7.8	7.5	7.650	7.766		13.466
43	313	KUROIWA YAMAMOTO LEAL Bruna	BRA	1:26	5.100	8.5	8.3	8.2	8.0	8.6	8.333	8.1	8.1	8.100	8.333		13.433
44	344	MALAUSSENA Aurelie	FRA	1:24	5.300	8.0	8.4	8.0	8.1	8.4	8.166	7.8	7.9	7.850	8.166	.1 / .0 / .0	13.366
45	375	PREZIOSA Elisabetta	ITA	1:23	5.000	8.1	8.4	8.3	8.5	8.5	8.400	8.5	8.1	8.300	8.400	.1 / .0 / .0	13.300
46	383	TANAKA Rie	JPN	1:29	5.000	8.3	8.4	8.2	8.5	8.1	8.300	8.6	8.4	8.500	8.300		13.300
47	361	BERGER Janine	GER	1:28	5.200	8.1	8.1	8.2	8.1	8.1	8.100	8.0	8.0	8.000	8.100		13.300
48	364	JAROSCH Nadine	GER	1:28	5.600	7.2	7.7	7.7	7.7	8.0	7.700	7.4	7.5	7.450	7.700		13.300



Individual Judges Scores
Scores individuels des juges



Rank	Bib	Name	NOC Code	Time	D Score	Execution Jury (E)										Penalty L / T / O	Total
						E1	E2	E3	E4	E5	E Jury Score	ER1 Score	ER2 Score	ER Score	E Score		
49	445	HEO Seonmi	KOR	1:27	5.300	8.4	7.8	7.8	8.1	7.9	7.933	7.7	7.4	7.550	7.933		13.233
50	312	GONSER FRANCO Ethiene Cristina	BRA	1:28	5.000	7.9	8.2	8.1	8.2	8.3	8.166	8.0	7.5	7.750	8.166		13.166
51	429	MYS Gaëlle	BEL	1:27	5.200	8.1	8.3	8.0	8.1	7.8	8.066	8.2	7.8	8.000	8.066	.1 / .0 / .0	13.166
52	424	BOCZOGO Dorina	HUN	1:27	5.300	7.9	8.1	7.8	7.9	8.5	7.966	8.2	7.6	7.900	7.966	.1 / .0 / .0	13.166
53	451	GIL ORTIZ Jessica	COL	1:26	5.100	8.3	7.8	7.9	8.0	8.3	8.066	8.0	8.1	8.050	8.066	.1 / .0 / .0	13.066
54	335	YAO Jinnan	CHN	1:28	5.300	7.7	7.9	7.7	7.5	7.9	7.766	7.7	7.5	7.600	7.766		13.066
55	421	PALESOVA Kristyna	CZE	1:29	5.200	8.1	8.2	7.8	7.4	8.0	7.966	7.7	8.0	7.850	7.966	.2 / .0 / .0	12.966
56	441	van GERNER Celine	NED	1:27	5.300	7.7	7.8	7.6	7.8	7.9	7.766	7.6	7.6	7.600	7.766	.1 / .0 / .0	12.966
57	381	MINOBE Yu	JPN	1:27	5.400	7.6	7.5	7.2	7.6	7.9	7.566	7.9	7.6	7.750	7.566		12.966
58	446	MILLOUSI Vasiliki	GRE	1:30	4.800	7.9	8.1	8.0	8.3	8.5	8.133	8.2	8.3	8.250	8.133		12.933
59	437	MAKSIUTA Valeriia	ISR	1:28	4.900	8.2	8.3	7.8	8.0	7.9	8.033	8.2	8.0	8.100	8.033		12.933
60	341	BOUMEJMAJEN Mira	FRA	1:27	5.000	8.1	8.0	7.8	8.0	7.8	7.933	8.1	7.9	8.000	7.933		12.933
61	345	SERSERI Sophia	FRA	1:26	5.100	7.9	8.1	7.7	7.8	7.8	7.833	8.1	7.9	8.000	7.833		12.933
62	433	STEINGRUBER Giulia	SUI	1:19	5.600	7.7	7.6	7.4	7.5	7.7	7.600	7.2	7.3	7.250	7.600	.3 / .0 / .0	12.900
63	423	WONG Hiu Ying Angel	HKG	1:26	5.000	7.6	8.0	7.9	7.6	7.9	7.800	8.0	7.8	7.900	7.800		12.800
64	456	SVILPAITE Laura	LTU	1:29	4.800	7.9	8.2	7.8	7.9	7.6	7.866	7.7	8.4	8.050	7.866		12.666
65	303	LITTLE Emily	AUS	1:25	5.300	7.0	7.3	7.4	7.4	7.4	7.366	7.2	7.3	7.250	7.366		12.666
66	439	CASTRO LAZO Simona	CHI	1:28	4.700	8.0	7.7	7.5	8.0	8.2	7.900	7.8	8.2	8.000	7.900		12.600
67	448	PEREYRA Valeria	ARG	1:24	5.200	7.8	7.7	7.5	7.9	8.2	7.800	7.9	7.8	7.850	7.800	.4 / .0 / .0	12.600
68	435	KONONENKO Nataliya	UKR	1:28	4.300	8.3	8.3	8.1	8.2	8.0	8.200	8.2	8.3	8.250	8.200		12.500
69	440	MAHMOUD EL SAID MOHAMED Salma	EGY	1:28	5.000	7.4	7.4	7.1	7.7	7.7	7.500	7.6	7.1	7.350	7.500		12.500
70	444	ADLERTEG Jonna	SWE	1:29	5.100	8.0	7.4	7.7	7.7	7.6	7.666	7.9	7.4	7.650	7.666	.3 / .0 / .0	12.466
71	455	PHAN Thi Ha Thanh	VIE	1:26	4.900	7.9	7.4	7.4	7.5	7.8	7.566	7.9	8.0	7.950	7.566		12.466
72	422	PENA ABREU Yamilet	DOM	1:29	5.000	8.0	7.4	7.0	7.3	7.2	7.300	7.0	7.2	7.100	7.300		12.300



Individual Judges Scores
Scores individuels des juges



Rank	Bib	Name	NOC Code	Time	D Score	Execution Jury (E)										Penalty L / T / O	Total
						E1	E2	E3	E4	E5	E Jury Score	ER1 Score	ER2 Score	ER Score	E Score		
73	447	URVIKKO Annika	FIN	1:27	5.000	7.3	7.7	7.9	7.8	7.8	7.766	7.9	7.9	7.900	7.766	.5 / .0 / .0	12.266
74	458	MILEVA Ralitsa	BUL	1:27	4.700	7.4	7.5	7.8	7.1	7.6	7.500	7.5	7.8	7.650	7.500		12.200
75	449	GASSER Barbara	AUT	1:27	4.700	7.0	7.8	7.3	7.7	7.3	7.433	7.5	7.5	7.500	7.433		12.133
76	434	HOMOLOVA Maria	SVK	1:28	4.500	7.6	8.0	7.6	7.5	7.3	7.566	7.9	7.7	7.800	7.566		12.066
77	454	LIM Heem Wei	SIN	1:24	4.500	7.8	7.4	7.2	7.5	7.7	7.533	7.4	7.0	7.200	7.533		12.033
78	436	MARQUES de LIMA Zoi Mafalda	POR	1:27	5.100	7.1	6.5	6.8	6.9	7.2	6.933	7.2	7.1	7.150	6.933		12.033
79	426	AZIMBAY Moldir	KAZ	1:23	4.800	7.4	7.4	6.8	7.6	7.5	7.433	7.6	7.5	7.550	7.433	.3 / .0 / .0	11.933
80	314	MATIAS HYPOLITO Daniele	BRA	1:21	5.400	5.9	6.7	6.2	6.6	7.0	6.500	6.7	6.2	6.450	6.500		11.900
81	432	QUINONES MORENO Lorena	PUR	1:28	5.100	6.2	6.7	6.4	6.6	6.7	6.566	6.9	6.5	6.700	6.566	.3 / .0 / .0	11.366
82	438	ELZEINY Sherine Ahmed	EGY	1:20	4.500	6.6	6.7	6.0	6.2	6.8	6.500	6.5	6.1	6.300	6.500		11.000

LEGEND

* Reference score applied D Difficulty E Execution Ex Execution Judges (x=1-5) ER Execution Reference ERx Execution Reference Judges (x=1-2)
L Line O Other Spec Ded Specific apparatus deduction T Time

Floor



Individual Judges Scores

Scores individuels des juges



Rank	Bib	Name	NOC Code	D Score	Execution Jury (E)										Penalty L / T / O	Total
					E1	E2	E3	E4	E5	E Jury Score	ER1 Score	ER2 Score	ER Score	E Score		
1	354	TWEDDLE Elizabeth	GBR	7.000	8.8	9.1	9.2	9.1	9.2	9.133	9.4	9.0	9.200	9.133		16.133
2	332	HE Kexin	CHN	7.100	8.9	9.0	8.8	8.8	8.9	8.866	8.8	8.9	8.850	8.866		15.966
3	403	KOMOVA Victoria	RUS	7.000	9.0	8.9	8.8	8.8	8.5	8.833	8.8	8.7	8.750	8.833		15.833
4	335	YAO Jinnan	CHN	6.800	8.8	8.6	9.3	9.1	9.0	8.966	9.1	9.1	9.100	8.966		15.766
5	404	MUSTAFINA Aliya	RUS	7.000	8.6	8.9	8.6	9.0	8.3	8.700	8.7	8.8	8.750	8.700		15.700
6	411	DOUGLAS Gabrielle	USA	6.600	8.6	8.7	8.4	8.9	9.1	8.733	8.7	8.8	8.750	8.733		15.333
7	333	HUANG Qiushuang	CHN	6.600	8.6	8.7	8.3	8.7	8.7	8.666	8.5	8.7	8.600	8.666		15.266
8	365	SEITZ Elisabeth	GER	6.700	8.4	8.6	8.1	8.6	8.4	8.466	8.4	8.3	8.350	8.466		15.166
9	385	TSURUMI Koko	JPN	6.600	8.0	8.5	8.3	8.5	8.5	8.433	8.8	8.4	8.600	8.433		15.033
10	441	van GERNER Celine	NED	6.200	8.8	8.5	8.8	8.7	8.5	8.666	8.5	8.7	8.600	8.666		14.866
11	414	ROSS Kyla	USA	6.400	8.6	8.1	8.3	8.5	8.7	8.466	8.4	8.5	8.450	8.466		14.866
12	415	WIEBER Jordyn	USA	6.400	8.4	8.4	8.6	8.5	8.2	8.433	8.5	8.4	8.450	8.433		14.833
13	353	TUNNEY Rebecca	GBR	6.400	8.5	8.2	8.7	8.2	8.1	8.300	8.6	8.5	8.550	* 8.425		* 14.825
14	383	TANAKA Rie	JPN	5.800	8.9	8.7	8.9	8.6	9.0	8.833	8.6	8.9	8.750	8.833		14.633
15	384	TERAMOTO Asuka	JPN	6.300	8.5	8.4	7.9	8.1	8.3	8.266	8.4	8.1	8.250	8.266		14.566
16	324	ROGERS Brittany	CAN	6.000	8.6	8.2	8.7	8.5	8.4	8.500	8.7	8.5	8.600	8.500		14.500
17	342	DUFOURNET Youna	FRA	6.900	7.4	7.7	7.8	7.6	7.5	7.600	7.3	7.4	7.350	7.600		14.500
18	325	VACULIK Kristina	CAN	6.000	8.5	8.3	8.1	8.4	8.4	8.366	8.0	8.6	8.300	8.366		14.366
19	362	BUI Kim	GER	6.200	8.3	8.4	7.9	8.0	8.0	8.100	8.3	8.3	8.300	8.100		14.300
20	453	LOPEZ Jessica	VEN	6.100	8.1	8.2	7.9	8.2	8.3	8.166	8.2	8.1	8.150	8.166		14.266
21	374	FERRARI Vanessa	ITA	5.900	8.4	8.1	8.4	8.2	8.4	8.333	8.3	8.3	8.300	8.333		14.233
22	355	WHELAN Hannah	GBR	5.800	8.4	8.4	8.4	8.4	8.2	8.400	8.0	8.4	8.200	8.400		14.200
23	413	RAISMAN Alexandra	USA	5.900	8.4	7.9	8.8	7.9	8.5	8.266	8.0	8.6	8.300	8.266		14.166
24	331	DENG Linlin	CHN	6.100	7.6	8.3	7.5	8.3	8.7	8.066	8.5	8.2	8.350	8.066		14.166



Individual Judges Scores

Scores individuels des juges



Rank	Bib	Name	NOC Code	D Score	Execution Jury (E)										Penalty L / T / O	Total
					E1	E2	E3	E4	E5	E Jury Score	ER1 Score	ER2 Score	ER Score	E Score		
25	421	PALESOVA Kristyna	CZE	5.900	8.3	8.3	8.0	8.3	8.1	8.233	8.0	8.0	8.000	8.233	14.133	
26	393	IODACHE Larisa Andreea	ROU	5.900	8.6	8.2	8.2	8.2	8.2	8.200	8.1	8.4	8.250	8.200	14.100	
27	431	PIHAN-KULESZA Marta	POL	5.700	8.0	8.4	8.3	8.3	8.4	8.333	8.4	8.4	8.400	8.333	14.033	
28	402	GRISHINA Anastasia	RUS	6.300	7.9	8.1	7.1	7.9	7.4	7.733	8.3	7.4	7.850	7.733	14.033	
29	304	MILLER Larrissa	AUS	6.200	7.6	7.7	7.3	8.1	7.5	7.600	8.1	8.0	8.050	* 7.825	* 14.025	
30	391	BULIMAR Diana Laura	ROU	5.700	8.5	8.2	8.8	8.2	8.2	8.300	8.3	8.5	8.400	8.300	14.000	
31	444	ADLERTEG Jonna	SWE	6.100	7.8	7.9	7.8	7.1	8.2	7.833	7.8	8.0	7.900	7.833	13.933	
32	364	JAROSCH Nadine	GER	5.500	8.6	8.3	8.5	8.3	8.1	8.366	8.1	8.1	8.100	8.366	13.866	
33	322	MOORS Victoria	CAN	5.600	8.5	8.2	8.2	8.3	8.2	8.233	8.1	8.4	8.250	8.233	13.833	
34	392	CHELARU Diana Maria	ROU	5.500	8.4	8.3	8.3	8.1	8.0	8.233	8.0	8.3	8.150	8.233	13.733	
35	323	PEGG Dominique	CAN	5.600	7.8	7.9	7.7	8.0	8.4	7.900	8.4	8.3	8.350	* 8.125	* 13.725	
36	352	PINCHES Jennifer	GBR	5.500	8.2	8.2	8.3	8.0	8.2	8.200	8.4	7.8	8.100	8.200	13.700	
37	372	FASANA Erika	ITA	5.400	8.4	8.2	8.3	8.0	8.3	8.266	8.2	8.1	8.150	8.266	13.666	
38	343	KUHM Anne	FRA	5.700	7.7	8.0	7.8	8.3	7.6	7.833	8.2	7.7	7.950	7.833	13.533	
39	456	SVILPAITE Laura	LTU	5.200	8.1	8.3	8.4	8.3	8.3	8.300	8.2	8.3	8.250	8.300	13.500	
40	303	LITTLE Emily	AUS	5.400	8.2	7.9	8.0	8.0	8.1	8.033	8.1	8.3	8.200	8.033	13.433	
41	435	KONONENKO Nataliya	UKR	6.500	6.7	7.2	6.9	7.3	6.7	6.933	7.3	7.3	7.300	6.933	13.433	
42	446	MILLOUSI Vasiliki	GRE	5.400	8.1	7.8	7.5	7.8	7.8	7.800	8.1	8.4	8.250	* 8.025	* 13.425	
43	341	BOUMEJAJEN Mira	FRA	5.500	7.7	8.0	7.7	7.6	8.1	7.800	8.0	7.9	7.950	7.800	13.300	
44	344	MALAUSSENA Aurelie	FRA	5.700	7.0	7.9	7.5	7.5	7.8	7.600	7.5	8.0	7.750	7.600	13.300	
45	429	MYS Gaelle	BEL	5.300	8.0	8.0	8.0	7.7	7.9	7.966	7.6	7.7	7.650	7.966	13.266	
45	448	PEREYRA Valeria	ARG	5.300	8.4	8.1	7.8	7.8	8.0	7.966	7.6	7.9	7.750	7.966	13.266	
47	302	BRENNAN Ashleigh	AUS	5.400	7.9	7.7	8.2	8.0	7.6	7.866	7.5	8.0	7.750	7.866	13.266	
48	433	STEINGRUBER Giulia	SUI	5.600	7.8	7.5	7.4	7.7	8.2	7.666	7.7	7.7	7.700	7.666	13.266	



Individual Judges Scores

Scores individuels des juges



Rank	Bib	Name	NOC Code	D Score	Execution Jury (E)										Penalty L / T / O	Total
					E1	E2	E3	E4	E5	E Jury Score	ER1 Score	ER2 Score	ER Score	E Score		
49	425	GOMEZ PORRAS Ana Sofia	GUA	5.800	7.4	7.3	8.0	6.9	7.7	7.466	7.9	7.2	7.550	7.466		13.266
50	424	BOCZOGO Dorina	HUN	5.200	8.0	7.7	8.5	8.0	8.0	8.000	7.6	8.2	7.900	8.000		13.200
51	301	BONORA Georgia	AUS	5.300	8.1	7.5	7.7	7.8	7.9	7.800	7.9	7.9	7.900	7.800		13.100
52	373	FERLITO Carlotta	ITA	5.200	8.1	8.1	8.3	7.9	8.1	8.100	7.8	7.5	7.650	* 7.875		* 13.075
53	381	MINOBE Yu	JPN	6.000	7.2	7.0	6.8	7.1	7.1	7.066	7.2	7.0	7.100	7.066		13.066
54	311	dos SANTOS Daiane	BRA	5.900	7.3	7.0	7.5	6.8	6.9	7.066	7.4	6.5	6.950	7.066		12.966
55	312	GONSER FRANCO Ethiene Cristina	BRA	5.200	7.8	8.1	8.3	7.6	8.0	7.966	7.5	7.5	7.500	* 7.733		* 12.933
56	314	MATIAS HYPOLITO Daniele	BRA	5.400	7.5	7.6	7.1	7.4	7.8	7.500	7.4	7.6	7.500	7.500		12.900
57	361	BERGER Janine	GER	5.600	7.2	7.4	7.2	6.7	7.5	7.266	7.6	7.5	7.550	7.266		12.866
58	430	ERCEG Tina	CRO	5.000	8.0	7.7	7.8	7.3	8.1	7.833	7.5	7.9	7.700	7.833		12.833
59	449	GASSER Barbara	AUT	5.200	7.5	7.8	7.1	7.8	7.5	7.600	7.3	7.3	7.300	7.600		12.800
60	371	CAMPANA Giorgia	ITA	5.900	6.7	7.1	6.8	6.5	7.2	6.866	7.1	6.6	6.850	6.866		12.766
61	451	GIL ORTIZ Jessica	COL	5.000	8.0	7.4	7.5	7.4	8.0	7.633	7.4	7.5	7.450	7.633		12.633
62	457	IZURIETA Ana Maria	ESP	5.600	6.8	7.1	6.7	7.1	7.3	7.000	7.1	6.8	6.950	7.000		12.600
63	440	MAHMOUD EL SAID MOHAMED Salma	EGY	4.900	7.4	7.7	7.8	7.9	7.5	7.666	7.6	7.2	7.400	7.666		12.566
64	313	KUROIWA YAMAMOTO LEAL Bruna	BRA	5.600	6.8	6.7	6.7	7.2	7.1	6.866	6.6	7.0	6.800	6.866		12.466
65	447	URVIKKO Annika	FIN	5.500	6.6	6.8	6.5	5.8	7.2	6.633	7.4	7.0	7.200	* 6.916		* 12.416
66	454	LIM Heem Wei	SIN	4.500	7.9	7.8	8.0	8.0	7.6	7.900	8.5	7.8	8.150	7.900		12.400
67	394	IZBASA Sandra Raluca	ROU	5.500	6.9	5.9	7.3	6.5	7.2	6.866	7.3	6.7	7.000	6.866		12.366
68	439	CASTRO LAZO Simona	CHI	4.600	7.4	7.6	8.0	7.4	8.0	7.666	7.4	7.5	7.450	7.666		12.266
69	445	HEO Seonmi	KOR	6.000	6.4	6.0	6.8	6.0	6.1	6.166	6.2	6.4	6.300	6.166		12.166
70	442	GOLOB Sasa	SLO	4.600	7.1	8.0	7.7	7.1	7.6	7.466	7.5	7.4	7.450	7.466		12.066
71	423	WONG Hiu Ying Angel	HKG	4.400	7.4	7.4	7.8	7.3	7.6	7.466	7.5	7.2	7.350	7.466		11.866
72	436	MARQUES de LIMA Zoi Mafalda	POR	3.900	7.9	8.0	8.2	7.7	7.6	7.866	7.6	7.5	7.550	7.866		11.766



North Greenwich Arena
North Greenwich Arena

SUN 29 JUL 2012

Gymnastics Artistic

Gymnastique artistique

Women's Uneven Bars

Barres asymétriques - femmes

Qualification

Qualification



Individual Judges Scores

Scores individuels des juges



Rank	Bib	Name	NOC Code	D Score	Execution Jury (E)										Penalty L / T / O	Total
					E1	E2	E3	E4	E5	E Jury Score	ER1 Score	ER2 Score	ER Score	E Score		
73	443	DO Thi Ngan Thuong	VIE	4.300	7.4	7.2	7.0	7.3	6.6	7.166	7.5	6.8	7.150	7.166	11.466	
74	458	MILEVA Ralitsa	BUL	3.600	7.5	7.4	7.7	7.1	7.2	7.366	8.2	7.4	7.800	7.366	10.966	
75	432	QUINONES MORENO Lorena	PUR	4.800	5.8	5.4	6.8	5.7	6.4	5.966	5.8	6.1	5.950	5.966	10.766	
76	426	AZIMBAY Moldir	KAZ	5.200	6.1	5.1	5.6	5.7	5.2	5.500	6.1	5.4	5.750	5.500	10.700	
77	434	HOMOLOVA Maria	SVK	5.000	5.0	5.7	5.2	5.3	5.0	5.166	5.5	6.0	5.750	* 5.458	* 10.458	
78	437	MAKSIUTA Valeriia	ISR	5.000	4.1	4.4	4.0	4.8	4.9	4.433	4.5	4.0	4.250	4.433	9.433	
79	405	PASEKA Maria	RUS	0.000	0.0	0.0	0.0	0.0	0.0	0.000	0.0	0.0	0.000	0.000	0.000	

LEGEND

* Reference score applied D Difficulty E Execution Ex Execution Judges (x=1-5) ER Execution Reference ERx Execution Reference Judges (x=1-2)
L Line O Other Spec Ded Specific apparatus deduction T Time



Uneven Bars



Individual Judges Scores
Scores individuels des juges



Rank	Bib	Name	NOC Code	Time	D Score	Execution Jury (E)										Penalty L / T / O	Total
						E1	E2	E3	E4	E5	E Jury Score	ER1 Score	ER2 Score	ER Score	E Score		
1	334	SUI Lu	CHN	1:22	6.400	9.0	9.2	8.9	9.1	8.9	9.000	9.2	9.0	9.100	9.000	15.400	
2	403	KOMOVA Victoria	RUS	1:20	6.400	8.9	8.9	8.9	8.6	8.8	8.866	9.0	9.0	9.000	8.866	15.266	
3	411	DOUGLAS Gabrielle	USA	1:24	6.500	8.7	8.9	8.8	8.8	8.5	8.766	8.6	8.9	8.750	8.766	15.266	
4	331	DENG Linlin	CHN	1:23	6.500	8.4	8.2	8.7	8.5	8.8	8.533	8.8	8.8	8.800	* 8.666	* 15.166	
5	413	RAISMAN Alexandra	USA	1:24	6.400	8.7	8.7	8.7	8.9	8.5	8.700	8.7	8.8	8.750	8.700	15.100	
6	414	ROSS Kyla	USA	1:24	6.100	8.8	8.8	8.8	8.9	8.5	8.800	9.2	9.1	9.150	* 8.975	* 15.075	
7	401	AFANASEVA Kseniia	RUS	1:12	5.900	9.1	9.3	9.1	9.2	9.2	9.166	9.3	8.9	9.100	9.166	15.066	
8	395	PONOR Catalina	ROU	1:14	6.400	8.3	8.7	8.6	8.8	8.6	8.633	8.5	8.5	8.500	8.633	15.033	
9	402	GRISHINA Anastasia	RUS	1:17	6.000	8.8	9.2	9.0	8.9	8.6	8.900	9.1	9.0	9.050	8.900	14.900	
10	391	BULIMAR Diana Laura	ROU	1:00	6.100	8.8	9.1	8.5	8.7	8.8	8.766	8.7	8.9	8.800	8.766	14.866	
11	393	IORDACHE Larisa Andreea	ROU	1:11	6.400	8.4	8.4	8.7	8.4	8.3	8.400	8.4	8.8	8.600	8.400	14.800	
12	404	MUSTAFINA Aliya	RUS	1:22	6.000	8.7	8.9	8.7	8.5	8.7	8.700	8.8	8.5	8.650	8.700	14.700	
12	415	WIEBER Jordyn	USA	1:24	6.000	8.2	8.4	8.7	9.0	9.0	8.700	8.5	8.5	8.500	8.700	14.700	
14	394	IZBASA Sandra Raluca	ROU	1:09	5.800	8.7	8.4	8.9	8.9	8.8	8.800	8.6	8.7	8.650	8.800	14.600	
15	384	TERAMOTO Asuka	JPN	1:16	5.700	8.7	8.9	8.9	8.7	8.4	8.766	8.6	8.7	8.650	8.766	14.466	
16	374	FERRARI Vanessa	ITA	1:12	6.100	8.3	8.3	8.4	8.4	8.1	8.333	8.3	8.4	8.350	8.333	14.433	
17	373	FERLITO Carlotta	ITA	1:20	6.000	8.5	8.0	8.5	8.3	8.1	8.300	8.5	8.6	8.550	* 8.425	* 14.425	
18	446	MILLOUSI Vasiliki	GRE	1:19	6.000	8.2	8.4	8.4	8.3	8.4	8.366	8.2	8.1	8.150	8.366	14.366	
19	425	GOMEZ PORRAS Ana Sofia	GUA	1:18	6.100	8.1	8.2	8.2	8.3	8.4	8.233	8.2	7.8	8.000	8.233	14.333	
20	305	MITCHELL Lauren	AUS	1:21	6.500	7.6	7.8	7.4	8.3	8.0	7.800	8.2	8.0	8.100	7.800	14.300	
21	342	DUFOURNET Youna	FRA	1:15	6.000	8.2	8.6	8.3	8.0	8.1	8.200	7.9	8.2	8.050	8.200	14.200	
22	382	SHINTAKE Yuko	JPN	1:22	5.900	8.2	8.3	8.3	8.4	8.2	8.266	8.4	8.5	8.450	8.266	14.166	
23	314	MATIAS HYPOLITO Daniele	BRA	1:23	6.000	8.2	8.5	8.1	8.1	8.2	8.166	8.5	8.4	8.450	8.166	14.166	
24	381	MINOBE Yu	JPN	1:27	6.200	7.7	8.1	8.1	7.8	7.9	7.933	8.1	7.7	7.900	7.933	14.133	



Individual Judges Scores
Scores individuels des juges



Rank	Bib	Name	NOC Code	Time	D Score	Execution Jury (E)										Penalty L / T / O	Total
						E1	E2	E3	E4	E5	E Jury Score	ER1 Score	ER2 Score	ER Score	E Score		
25	441	van GERNER Celine	NED	1:26	5.900	8.2	8.3	8.5	8.1	7.8	8.200	8.2	8.6	8.400	8.200	14.100	
26	321	BLACK Elisabeth	CAN	1:20	5.900	7.9	8.2	8.1	7.5	8.2	8.066	8.3	7.7	8.000	8.066	13.966	
27	453	LOPEZ Jessica	VEN	1:20	5.600	8.3	8.3	8.4	8.4	8.3	8.333	8.0	8.2	8.100	8.333	13.933	
28	333	HUANG Qiushuang	CHN	1:24	5.900	7.8	7.5	8.0	8.3	8.1	7.966	8.2	8.1	8.150	7.966	13.866	
29	433	STEINGRUBER Giulia	SUI	1:20	5.800	8.0	8.0	7.9	8.1	7.9	7.966	8.2	8.3	8.250	7.966	13.766	
30	429	MYS Gaelle	BEL	1:15	5.600	8.4	8.3	7.9	8.0	8.1	8.133	8.2	8.2	8.200	8.133	13.733	
31	363	CHUSOVITINA Oksana	GER	1:28	5.400	8.3	8.2	7.4	8.4	8.4	8.300	8.2	8.1	8.150	8.300	13.700	
32	344	MALAUSSENA Aurelie	FRA	1:06	5.900	7.5	7.7	7.8	7.9	8.2	7.800	7.7	7.9	7.800	7.800	13.700	
33	303	LITTLE Emily	AUS	1:08	5.500	7.9	8.3	8.2	8.1	8.1	8.133	8.1	7.8	7.950	8.133	13.633	
34	323	PEGG Dominique	CAN	1:10	5.400	8.0	8.2	8.0	8.4	8.3	8.166	7.9	8.3	8.100	8.166	13.566	
35	450	MARACHKOUSKAYA Nastassia	BLR	1:10	5.300	8.6	7.8	8.1	7.8	8.3	8.066	8.6	8.3	8.450	* 8.258	* 13.558	
36	383	TANAKA Rie	JPN	1:26	5.500	7.7	7.6	8.0	8.2	8.0	7.900	7.7	7.9	7.800	7.900	13.400	
37	351	CAIRNS Imogen	GBR	1:09	5.400	7.7	7.9	7.9	8.1	8.2	7.966	8.1	7.8	7.950	7.966	13.366	
38	375	PREZIOSA Elisabetta	ITA	1:22	5.700	7.2	7.8	7.5	7.8	7.4	7.566	7.6	7.4	7.500	7.566	13.266	
39	353	TUNNEY Rebecca	GBR	1:18	5.100	8.3	7.9	8.0	8.5	7.7	8.066	8.1	8.0	8.050	8.066	13.166	
40	432	QUINONES MORENO Lorena	PUR	1:25	5.300	7.5	7.9	7.8	8.1	7.8	7.833	7.6	7.7	7.650	7.833	13.133	
41	352	PINCHES Jennifer	GBR	1:17	5.800	7.3	7.6	7.2	6.9	7.4	7.300	7.5	7.8	7.650	7.300	13.100	
42	440	MAHMOUD EL SAID MOHAMED Salma	EGY	1:19	5.200	7.9	7.7	8.3	7.7	8.0	7.866	7.7	7.8	7.750	7.866	13.066	
43	301	BONORA Georgia	AUS	1:23	6.000	6.9	6.9	7.0	7.6	7.3	7.066	7.5	7.1	7.300	7.066	13.066	
43	302	BRENNAN Ashleigh	AUS	1:26	6.000	6.6	6.9	7.5	6.9	7.4	7.066	6.8	7.3	7.050	7.066	13.066	
43	355	WHELAN Hannah	GBR	1:05	6.000	7.2	6.8	7.1	7.0	7.1	7.066	7.0	7.1	7.050	7.066	13.066	
46	454	LIM Heem Wei	SIN	1:19	5.000	8.0	8.2	8.1	8.0	7.6	8.033	7.7	7.9	7.800	8.033	13.033	
47	442	GOLOB Sasa	SLO	1:26	5.400	7.6	7.5	7.6	7.7	7.8	7.633	7.1	7.6	7.350	7.633	13.033	
48	312	GONSER FRANCO Ethiene Cristina	BRA	1:11	4.900	7.8	8.3	8.1	8.1	8.1	8.100	8.3	8.3	8.300	8.100	13.000	



Individual Judges Scores
Scores individuels des juges



Rank	Bib	Name	NOC Code	Time	D Score	Execution Jury (E)										Penalty	Total
						E1	E2	E3	E4	E5	E Jury Score	ER1 Score	ER2 Score	ER Score	E Score	L / T / O	
49	341	BOUMEJMAJEN Mira	FRA	1:06	5.700	7.4	7.5	7.2	7.2	7.0	7.266	7.1	7.2	7.150	7.266		12.966
50	364	JAROSCH Nadine	GER	1:25	5.500	7.5	7.4	7.4	7.4	7.5	7.433	7.3	7.5	7.400	7.433		12.933
51	335	YAO Jinnan	CHN	1:09	5.500	7.5	7.5	7.3	7.2	7.0	7.333	7.4	7.4	7.400	7.333		12.833
52	313	KUROIWA YAMAMOTO LEAL Bruna	BRA	1:26	5.100	7.7	7.1	7.9	7.8	7.6	7.700	7.4	7.4	7.400	7.700		12.800
53	438	ELZEINY Sherine Ahmed	EGY	1:20	5.100	7.6	7.7	7.9	7.2	7.6	7.633	7.2	7.7	7.450	7.633		12.733
54	365	SEITZ Elisabeth	GER	1:18	5.600	6.9	7.2	7.1	7.1	7.1	7.100	7.1	7.4	7.250	7.100		12.700
55	343	KUHM Anne	FRA	1:29	5.900	7.1	6.2	6.6	6.5	6.9	6.666	6.5	6.9	6.700	6.666		12.566
56	362	BUI Kim	GER	1:13	5.300	6.9	7.2	7.0	7.2	7.4	7.133	7.2	6.9	7.050	7.133		12.433
57	439	CASTRO LAZO Simona	CHI	1:24	4.800	7.5	7.8	7.6	7.2	7.7	7.600	7.6	7.3	7.450	7.600		12.400
58	427	GARCIA RODRIGUEZ BLANCAS Elsa	MEX	1:25	5.000	7.4	7.1	7.6	7.5	7.3	7.400	7.1	7.4	7.250	7.400		12.400
59	436	MARQUES de LIMA Zoi Mafalda	POR	1:09	4.600	7.4	7.6	7.3	8.5	8.0	7.666	8.0	7.6	7.800	7.666		12.266
60	430	ERCEG Tina	CRO	1:23	5.000	6.9	7.4	7.4	7.5	7.0	7.266	6.8	6.8	6.800	7.266		12.266
61	451	GIL ORTIZ Jessica	COL	1:41	5.400	6.7	6.9	7.3	7.6	6.6	6.966	7.4	6.3	6.850	6.966	.0 / .1 / .0	12.266
62	372	FASANA Erika	ITA	1:21	5.600	6.9	6.5	6.9	6.5	6.6	6.666	7.0	6.7	6.850	6.666		12.266
63	444	ADLERTEG Jonna	SWE	1:29	5.000	7.1	7.0	7.9	7.2	7.3	7.200	7.5	7.3	7.400	7.200		12.200
64	431	PIHAN-KULESZA Marta	POL	1:25	5.900	6.7	5.3	6.2	6.0	6.6	6.266	6.1	6.3	6.200	6.266		12.166
65	458	MILEVA Ralitsa	BUL	1:21	5.300	6.1	6.8	6.9	6.6	7.0	6.766	6.5	5.7	6.100	6.766		12.066
66	435	KONONENKO Nataliya	UKR	1:13	5.500	6.7	6.5	6.5	6.4	6.8	6.566	6.6	6.1	6.350	6.566		12.066
67	315	de FREITAS Harumy Mariko	BRA	1:20	4.900	7.2	6.9	7.0	7.3	7.2	7.133	6.8	7.1	6.950	7.133		12.033
68	449	GASSER Barbara	AUT	1:13	5.000	6.8	7.3	7.0	7.2	6.7	7.000	6.7	7.0	6.850	7.000		12.000
69	457	IZURIETA Ana Maria	ESP	1:16	5.900	6.1	6.2	6.1	5.8	6.1	6.100	5.8	6.0	5.900	6.100		12.000
70	443	DO Thi Ngan Thuong	VIE	1:09	4.200	7.6	7.8	8.1	7.4	7.9	7.766	8.0	7.7	7.850	7.766		11.966
71	456	SVILPAITE Laura	LTU	1:31	4.800	7.2	6.7	7.2	7.2	7.2	7.200	6.9	7.2	7.050	7.200	.0 / .1 / .0	11.900
72	434	HOMOLOVA Maria	SVK	1:29	4.400	7.3	7.2	7.4	7.3	7.9	7.333	7.5	7.4	7.450	7.333		11.733



Individual Judges Scores
Scores individuels des juges



Rank	Bib	Name	NOC Code	Time	D Score	Execution Jury (E)										Penalty L / T / O	Total
						E1	E2	E3	E4	E5	E Jury Score	ER1 Score	ER2 Score	ER Score	E Score		
73	424	BOCZOGO Dorina	HUN	1:31	5.000	6.6	6.5	6.7	6.9	6.8	6.700	6.5	6.9	6.700	6.700	.0 / .1 / .0	11.600
74	426	AZIMBAY Moldir	KAZ	1:24	5.300	5.9	6.3	6.4	6.1	6.6	6.266	5.9	5.2	5.550	6.266		11.566
75	423	WONG Hiu Ying Angel	HKG	1:26	4.800	6.5	6.9	7.3	6.3	6.6	6.666	6.4	6.7	6.550	6.666		11.466
76	445	HEO Seonmi	KOR	1:19	5.600	5.7	5.7	5.8	6.0	5.9	5.800	5.9	5.7	5.800	5.800		11.400
77	428	UCTAS Goksu	TUR	0:51	3.300	8.4	7.9	7.4	8.2	8.0	8.033	8.0	8.3	8.150	8.033		11.333
78	325	VACULIK Kristina	CAN	1:15	5.500	5.9	5.7	5.8	5.5	6.2	5.800	6.1	5.9	6.000	5.800		11.300
79	322	MOORS Victoria	CAN	1:20	5.600	5.0	5.5	6.2	5.9	5.6	5.666	5.7	5.6	5.650	5.666		11.266
80	447	URVIKKO Annika	FIN	1:34	4.400	6.0	6.8	6.8	6.3	6.8	6.633	6.5	6.7	6.600	6.633	.0 / .1 / .0	10.933
81	448	PEREYRA Valeria	ARG	1:26	4.600	5.4	6.3	6.1	5.5	6.3	5.966	6.0	5.5	5.750	5.966		10.566
82	437	MAKSIUTA Valeriia	ISR	1:26	5.600	4.9	4.3	5.4	4.7	5.2	4.933	5.0	4.9	4.950	4.933		10.533
83	421	PALESOVA Kristyna	CZE	1:20	5.300	4.5	4.2	4.5	3.7	4.7	4.400	4.2	3.9	4.050	4.400		9.700

LEGEND

* Reference score applied D Difficulty E Execution Ex Execution Judges (x=1-5) ER Execution Reference ERx Execution Reference Judges (x=1-2)
L Line O Other Spec Ded Specific apparatus deduction T Time



Beam



Individual Judges Scores

Scores individuels des juges



Rank	Bib	Name	NOC Code	V	D Score	Execution Jury (E)										Penalty	Vault 1 Vault 2	Spec Ded	Total
						E1	E2	E3	E4	E5	E Jury Score	ER1 Score	ER2 Score	ER Score	E Score	L / T / O			
1	411	DOUGLAS Gabrielle	USA	1	6.500	9.4	9.4	9.5	9.2	9.4	9.400	9.3	9.3	9.300	9.400		15.900		15.900
1	412	MARONEY Mc Kayla	USA	1	6.500	9.4	9.6	9.2	9.4	9.4	9.400	9.5	9.5	9.500	9.400		15.900		15.900
				2	6.100	9.6	9.6	9.4	9.6	9.7	9.600	9.6	9.6	9.600	9.600		15.700		
3	415	WIEBER Jordyn	USA	1	6.500	9.4	9.6	9.4	9.5	9.2	9.433	9.5	9.4	9.450	9.433	.1 / .0 / .0	15.833		15.833
4	413	RAISMAN Alexandra	USA	1	6.500	9.1	9.4	9.4	9.4	9.1	9.300	9.4	9.4	9.400	9.300		15.800		15.800
5	403	KOMOVA Victoria	RUS	1	6.500	9.2	9.4	9.0	9.2	9.0	9.133	9.2	9.2	9.200	9.133		15.633		15.633
6	405	PASEKA Maria	RUS	1	6.500	9.2	9.0	9.0	9.1	8.7	9.033	9.2	9.0	9.100	9.033		15.533		15.533
				2	5.600	8.7	9.0	8.9	9.0	9.1	8.966	8.7	8.9	8.800	8.966		14.566		
7	394	IZBASA Sandra Raluca	ROU	1	6.100	9.4	9.4	9.4	9.4	9.2	9.400	9.4	9.3	9.350	9.400		15.500		15.500
				2	5.800	9.3	9.2	9.4	9.3	9.4	9.333	9.2	9.3	9.250	9.333		15.133		
8	395	PONOR Catalina	ROU	1	5.800	9.3	9.4	9.3	9.4	9.2	9.333	9.2	9.3	9.250	9.333		15.133		15.133
8	404	MUSTAFINA Aliya	RUS	1	5.800	9.3	9.4	9.3	9.5	9.3	9.333	9.4	9.4	9.400	9.333		15.133		15.133
10	393	IORDACHE Larisa Andreea	ROU	1	5.800	9.4	9.3	9.3	9.3	9.2	9.300	9.3	9.2	9.250	9.300		15.100		15.100
11	363	CHUSOVITINA Oksana	GER	1	6.300	8.9	8.7	8.9	8.9	8.6	8.833	8.9	8.8	8.850	8.833	.1 / .0 / .0	15.033		* 15.033
				2	5.500	9.0	9.3	9.2	9.2	9.1	9.166	9.1	8.9	9.000	* 9.083	.0 / .0 / .0	* 14.583		
12	333	HUANG Qiushuang	CHN	1	5.800	9.3	9.3	9.2	9.1	9.0	9.200	9.3	9.0	9.150	9.200		15.000		15.000
12	450	MARACHKOUSKAYA Nastassia	BLR	1	5.800	9.3	9.1	9.0	9.4	9.2	9.200	9.1	9.1	9.100	9.200		15.000		15.000
				2	5.000	7.6	7.9	7.5	7.6	7.6	7.600	8.0	7.4	7.700	7.600		12.600		
14	422	PENA ABREU Yamilet	DOM	1	7.100	7.8	8.0	7.8	7.9	7.3	7.833	7.8	7.5	7.650	7.833		14.933		14.933
				2	5.800	8.6	8.5	8.7	8.7	8.7	8.666	8.5	8.7	8.600	8.666		14.466		
15	331	DENG Linlin	CHN	1	5.800	8.9	9.3	9.2	9.0	8.9	9.033	9.1	9.0	9.050	9.033		14.833		14.833
16	321	BLACK Elisabeth	CAN	1	6.300	8.3	8.4	8.6	8.8	8.5	8.500	8.3	8.5	8.400	8.500		14.800		14.800
				2	5.200	8.6	8.7	8.7	8.9	8.8	8.733	8.6	8.7	8.650	8.733		13.933		
16	365	SEITZ Elisabeth	GER	1	5.800	8.9	9.0	9.1	9.3	8.9	9.000	9.0	8.9	8.950	9.000		14.800		14.800



Individual Judges Scores
Scores individuels des juges



Rank	Bib	Name	NOC Code	V	D Score	Execution Jury (E)										Penalty	Vault 1 Vault 2	Spec Ded	Total
						E1	E2	E3	E4	E5	E Jury Score	ER1 Score	ER2 Score	ER Score	E Score	L / T / O			
16	457	IZURIETA Ana Maria	ESP	1	5.800	9.1	9.1	8.7	8.9	9.0	9.000	9.1	9.4	9.250	9.000		14.800		14.800
19	433	STEINGRUBER Giulia	SUI	1	6.300	8.6	8.3	8.4	8.4	8.1	8.366	8.7	8.5	8.600	* 8.483	.0 / .0 / .0	* 14.783		* 14.783
				2	6.000	7.8	7.3	7.3	7.4	7.4	7.366	7.6	7.6	7.600	7.366	.3 / .0 / .0	13.066		
20	303	LITTLE Emily	AUS	1	5.800	8.9	9.2	8.7	9.1	8.9	8.966	8.8	8.8	8.800	8.966		14.766		14.766
21	324	ROGERS Brittany	CAN	1	5.800	9.0	8.9	8.8	8.7	8.9	8.866	8.8	8.8	8.800	8.866		14.666		14.666
				2	5.600	8.9	8.5	8.7	8.7	8.7	8.700	8.5	8.4	8.450	8.700		14.300		
21	392	CHELARU Diana Maria	ROU	1	5.800	9.2	9.0	8.9	9.0	8.7	8.966	9.3	8.7	9.000	8.966	.1 / .0 / .0	14.666		14.666
23	384	TERAMOTO Asuka	JPN	1	5.800	8.8	8.8	8.8	8.9	8.8	8.800	8.9	8.6	8.750	8.800		14.600		14.600
24	453	LOPEZ Jessica	VEN	1	5.800	8.8	8.7	8.8	8.8	8.7	8.766	8.6	8.7	8.650	8.766		14.566		14.566
25	425	GOMEZ PORRAS Ana Sofia	GUA	1	5.800	8.8	8.5	8.7	8.7	8.9	8.733	8.7	8.7	8.700	8.733		14.533		14.533
26	355	WHELAN Hannah	GBR	1	5.800	8.6	9.0	8.7	8.8	8.6	8.700	8.7	8.6	8.650	8.700		14.500		14.500
27	343	KUHM Anne	FRA	1	5.800	8.7	8.6	8.7	8.9	8.3	8.666	8.7	8.8	8.750	8.666		14.466		14.466
28	351	CAIRNS Imogen	GBR	1	5.300	9.2	9.2	9.0	9.3	8.9	9.133	9.1	9.3	9.200	9.133		14.433		14.433
29	353	TUNNEY Rebecca	GBR	1	5.800	8.6	8.6	8.6	8.7	8.6	8.600	8.6	8.7	8.650	8.600		14.400		14.400
30	352	PINCHES Jennifer	GBR	1	5.800	8.9	9.0	8.8	8.9	8.8	8.866	8.9	8.9	8.900	8.866	.3 / .0 / .0	14.366		14.366
30	374	FERRARI Vanessa	ITA	1	5.800	8.6	8.5	8.6	8.6	8.2	8.566	8.5	8.5	8.500	8.566		14.366		14.366
32	402	GRISHINA Anastasia	RUS	1	5.800	8.6	8.6	8.4	8.4	8.6	8.533	8.5	8.6	8.550	8.533		14.333		14.333
33	342	DUFURNET Youna	FRA	1	5.300	8.9	8.9	8.9	8.8	8.8	8.866	8.9	9.0	8.950	8.866		14.166		14.166
34	323	PEGG Dominique	CAN	1	5.300	8.8	9.0	8.8	8.9	8.6	8.833	8.8	8.8	8.800	8.833		14.133		14.133
34	345	SERSERI Sophia	FRA	1	5.300	8.8	9.0	8.7	9.0	8.6	8.833	8.8	8.6	8.700	8.833		14.133		14.133
34	361	BERGER Janine	GER	1	6.300	7.8	8.0	7.8	7.9	7.7	7.833	7.6	7.8	7.700	7.833		14.133		14.133
				2	6.000	8.8	8.7	8.6	9.1	9.0	8.833	8.8	8.7	8.750	8.833		14.833		
37	325	VACULIK Kristina	CAN	1	5.300	8.8	8.8	8.5	8.9	8.8	8.800	8.9	8.7	8.800	8.800		14.100		14.100
				2	4.800	8.8	8.7	8.7	8.7	8.5	8.700	8.5	8.5	8.500	8.700		13.500		



Individual Judges Scores
Scores individuels des juges



Rank	Bib	Name	NOC Code	V	D Score	Execution Jury (E)										Penalty	Vault 1 Vault 2	Spec Ded	Total
						E1	E2	E3	E4	E5	E Jury Score	ER1 Score	ER2 Score	ER Score	E Score	L / T / O			
37	373	FERLITO Carlotta	ITA	1	5.300	8.7	8.9	8.7	8.8	8.9	8.800	9.0	8.7	8.850	8.800		14.100		14.100
39	313	KUROIWA YAMAMOTO LEAL Bruna	BRA	1	5.300	8.8	8.6	8.8	8.9	8.7	8.766	8.7	8.8	8.750	8.766		14.066		14.066
40	344	MALAUSSENA Aurelie	FRA	1	5.400	8.7	8.5	8.8	8.4	8.7	8.633	8.8	8.5	8.650	8.633		14.033		14.033
41	372	FASANA Erika	ITA	1	5.300	8.5	8.7	8.9	8.8	8.6	8.700	8.8	8.6	8.700	8.700		14.000		14.000
42	305	MITCHELL Lauren	AUS	1	5.000	9.0	9.0	8.8	9.0	8.8	8.933	9.0	9.1	9.050	8.933		13.933		13.933
42	311	dos SANTOS Daiane	BRA	1	5.300	8.8	8.7	8.5	8.4	8.7	8.633	8.5	8.6	8.550	8.633		13.933		13.933
44	431	PIHAN-KULESZA Marta	POL	1	5.000	8.7	8.8	8.9	8.8	8.9	8.833	8.7	8.6	8.650	8.833		13.833		13.833
45	301	BONORA Georgia	AUS	1	5.000	8.8	8.8	8.8	8.7	8.8	8.800	9.0	8.9	8.950	8.800		13.800		13.800
45	385	TSURUMI Koko	JPN	1	5.000	8.8	8.8	8.8	8.8	8.8	8.800	8.8	8.8	8.800	8.800		13.800		13.800
45	421	PALESOVA Kristyna	CZE	1	5.000	8.8	8.8	8.6	8.8	8.8	8.800	8.7	8.6	8.650	8.800		13.800		13.800
45	432	QUINONES MORENO Lorena	PUR	1	5.000	8.9	8.7	8.9	8.8	8.7	8.800	8.8	9.0	8.900	8.800		13.800		13.800
45	445	HEO Seonmi	KOR	1	5.300	8.4	8.7	8.7	8.4	8.4	8.500	8.4	8.6	8.500	8.500		13.800		13.800
50	314	MATIAS HYPOLITO Daniele	BRA	1	5.300	8.6	8.5	8.4	8.4	8.5	8.466	8.6	8.4	8.500	8.466		13.766		13.766
51	332	HE Kexin	CHN	1	5.000	8.8	8.9	8.8	8.9	8.6	8.833	8.7	8.7	8.700	8.833	.1 / .0 / .0	13.733		13.733
51	375	PREZIOSA Elisabetta	ITA	1	5.000	8.7	8.8	8.6	8.7	8.8	8.733	8.7	8.8	8.750	8.733		13.733		13.733
53	302	BRENNAN Ashleigh	AUS	1	5.500	8.3	8.3	8.2	8.1	8.1	8.200	8.3	8.2	8.250	8.200		13.700		13.700
53	441	van GERNER Celine	NED	1	5.300	8.7	8.7	8.7	8.8	8.7	8.700	8.7	8.6	8.650	8.700	.3 / .0 / .0	13.700		13.700
53	449	GASSER Barbara	AUT	1	5.000	8.6	8.7	8.7	8.7	9.0	8.700	8.6	8.6	8.600	8.700		13.700		13.700
56	439	CASTRO LAZO Simona	CHI	1	5.000	8.7	8.6	8.8	8.6	8.7	8.666	8.6	8.8	8.700	8.666		13.666		13.666
57	382	SHINTAKE Yuko	JPN	1	5.000	8.6	8.6	8.6	8.7	8.7	8.633	8.6	8.6	8.600	8.633		13.633		13.633
57	423	WONG Hiu Ying Angel	HKG	1	5.200	8.3	8.5	8.6	8.5	8.2	8.433	8.2	8.4	8.300	8.433		13.633		13.633
				2	5.000	8.5	8.4	8.3	8.4	8.7	8.433	8.4	8.2	8.300	8.433		13.433		
59	444	ADLERTEG Jonna	SWE	1	5.000	8.9	8.5	8.5	8.6	8.7	8.600	8.6	8.7	8.650	8.600		13.600		13.600
60	312	GONSER FRANCO Ethiene Cristina	BRA	1	5.000	8.4	8.6	8.6	8.8	8.5	8.566	8.7	8.6	8.650	8.566		13.566		13.566



Individual Judges Scores
Scores individuels des juges



Rank	Bib	Name	NOC Code	V	D Score	Execution Jury (E)										Penalty	Vault 1 Vault 2	Spec Ded	Total
						E1	E2	E3	E4	E5	E Jury Score	ER1 Score	ER2 Score	ER Score	E Score	L / T / O			
60	436	MARQUES de LIMA Zoi Mafalda	POR	1	5.000	8.5	8.6	8.6	8.4	8.6	8.566	8.5	8.5	8.500	8.566		13.566		13.566
					4.600	8.6	8.4	8.6	8.4	8.3	8.466	8.3	8.4	8.350	8.466		13.066		
62	429	MYS Gaelle	BEL	1	5.000	8.6	8.2	8.4	8.6	8.9	8.533	8.6	8.4	8.500	8.533		13.533		13.533
62	440	MAHMOUD EL SAID MOHAMED Salma	EGY	1	5.000	8.4	8.8	8.6	8.5	8.5	8.533	8.3	8.4	8.350	8.533		13.533		13.533
62	451	GIL ORTIZ Jessica	COL	1	5.000	8.5	8.5	8.5	8.8	8.6	8.533	8.6	8.7	8.650	8.533		13.533		13.533
65	430	ERCEG Tina	CRO	1	5.000	8.6	8.3	8.4	8.5	8.7	8.500	8.3	8.4	8.350	8.500		13.500		13.500
					5.000	8.7	8.6	8.5	8.4	8.5	8.533	8.7	8.4	8.550	8.533		13.533		
66	448	PEREYRA Valeria	ARG	1	5.000	8.5	8.2	8.4	8.4	8.3	8.366	8.4	8.4	8.400	8.366		13.366		13.366
67	454	LIM Heem Wei	SIN	1	4.600	8.7	8.8	8.8	8.3	8.7	8.733	8.6	8.5	8.550	8.733		13.333		13.333
68	447	URVIKKO Annika	FIN	1	5.000	8.2	8.4	8.2	8.1	8.2	8.200	8.4	8.1	8.250	8.200		13.200		13.200
68	458	MILEVA Ralitsa	BUL	1	4.800	8.5	8.3	8.3	8.4	8.5	8.400	8.5	8.2	8.350	8.400		13.200		13.200
70	335	YAO Jinnan	CHN	1	5.800	7.4	7.3	7.6	7.3	7.2	7.333	7.7	7.4	7.550	7.333		13.133		13.133
71	383	TANAKA Rie	JPN	1	5.300	7.7	7.8	7.6	7.8	7.6	7.700	7.7	7.8	7.750	7.700		13.000		13.000
72	364	JAROSCH Nadine	GER	1	5.300	7.7	7.8	7.7	7.6	7.6	7.666	7.9	7.5	7.700	7.666	.1 / .0 / .0	12.866		12.866
73	435	KONONENKO Nataliya	UKR	1	4.400	8.3	8.5	8.3	8.7	8.5	8.433	8.6	8.4	8.500	8.433		12.833		12.833
74	426	AZIMBAY Moldir	KAZ	1	4.400	8.5	8.5	8.3	8.4	8.3	8.400	8.2	8.4	8.300	8.400		12.800		12.800
74	437	MAKSIUTA Valeria	ISR	1	5.300	7.7	7.8	7.5	7.3	7.3	7.500	7.5	7.3	7.400	7.500		12.800		12.800
					5.500	8.2	8.3	8.4	8.4	8.1	8.300	8.2	8.2	8.200	8.300		13.800		
74	446	MILLOUSI Vasiliki	GRE	1	4.400	8.4	8.9	8.3	8.3	8.5	8.400	8.3	8.2	8.250	8.400		12.800		12.800
77	434	HOMOLOVA Maria	SVK	1	4.400	8.5	8.4	8.2	8.1	8.7	8.366	8.3	8.3	8.300	8.366		12.766		12.766
78	455	PHAN Thi Ha Thanh	VIE	1	5.300	7.3	7.4	7.4	7.1	7.4	7.366	7.3	7.2	7.250	7.366		12.666		12.666
					6.300	8.2	8.1	8.1	8.1	7.4	8.100	8.2	8.0	8.100	8.100		14.400		
79	424	BOCZOGO Dorina	HUN	1	5.300	7.8	7.7	7.5	7.7	7.4	7.633	7.9	7.7	7.800	7.633	.3 / .0 / .0	12.633		12.633
					4.600	8.4	9.3	8.6	8.6	8.6	8.600	8.6	8.5	8.550	8.600	.0 / .0 / .0	13.200		



North Greenwich Arena
North Greenwich Arena

SUN 29 JUL 2012

Gymnastics Artistic
Gymnastique artistique

Women's Vault
Saut de cheval - femmes

Qualification
Qualification



Individual Judges Scores
Scores individuels des juges



Rank	Bib	Name	NOC Code	V	D Score	Execution Jury (E)										Penalty	Vault 1 Vault 2	Spec Ded	Total
						E1	E2	E3	E4	E5	E Jury Score	ER1 Score	ER2 Score	ER Score	E Score	L / T / O			
80	456	SVILPAITE Laura	LTU	1	4.600	7.7	7.9	7.5	7.6	7.6	7.633	7.7	7.3	7.500	7.633		12.233		12.233
					2	4.200	7.3	7.4	7.4	7.5	7.5	7.433	7.3	7.5	7.400	7.433		11.633	
81	442	GOLOB Sasa	SLO	1	0.000	0.0	0.0	0.0	0.0	0.0	0.000	0.0	0.0	0.000	0.000		0.000		0.000

LEGEND

* Reference score applied D Difficulty E Execution Ex Execution Judges (x=1-5) ER Execution Reference ERx Execution Reference Judges (x=1-2)
L Line O Other Spec Ded Specific apparatus deduction T Time V Vault number

Vault



Tie - Break Report
Rapport de tie-break



Rank	Bib	Name	NOC Code	Total	Execution Score	Difficulty Score
4	401	AFANASEVA Kseniia	RUS	14.833	8.933	
5	305	MITCHELL Lauren	AUS	14.833	8.533	
8	404	MUSTAFINA Aliya	RUS	14.433	8.633	5.900
9	354	TWEDDLE Elizabeth	GBR	14.433	8.633	5.800
10	392	CHELARU Diana Maria	ROU	14.333	8.633	
11	431	PIHAN-KULESZA Marta	POL	14.333	8.433	
12	384	TERAMOTO Asuka	JPN	14.233	8.733	
13	334	SUI Lu	CHN	14.233	8.633	
14	323	PEGG Dominique	CAN	14.233	8.533	
15	321	BLACK Elisabeth	CAN	14.233	8.433	
19	352	PINCHES Jennifer	GBR	14.100	8.300	
20	322	MOORS Victoria	CAN	14.100	8.100	
=23	353	TUNNEY Rebecca	GBR	14.000	8.300	5.700
=23	425	GOMEZ PORRAS Ana Sofia	GUA	14.000	8.300	5.700
26	373	FERLITO Carlotta	ITA	13.900	8.500	
27	453	LOPEZ Jessica	VEN	13.900	8.400	
28	403	KOMOVA Victoria	RUS	13.900	8.200	
30	325	VACULIK Kristina	CAN	13.800	8.500	
31	365	SEITZ Elisabeth	GER	13.800	8.400	
32	393	IORDACHE Larisa Andreea	ROU	13.800	7.900	
34	414	ROSS Kyla	USA	13.733	8.333	
35	427	GARCIA RODRIGUEZ BLANCAS Elsa	MEX	13.733	8.133	
41	430	ERCEG Tina	CRO	13.466	8.066	
42	304	MILLER Larrissa	AUS	13.466	7.766	



Tie - Break Report
Rapport de tie-break



Rank	Bib	Name	NOC Code	Total	Execution Score	Difficulty Score
45	375	PREZIOSA Elisabetta	ITA	13.300	8.400	
46	383	TANAKA Rie	JPN	13.300	8.300	
47	361	BERGER Janine	GER	13.300	8.100	
48	364	JAROSCH Nadine	GER	13.300	7.700	
50	312	GONSER FRANCO Ethiene Cristina	BRA	13.166	8.166	
51	429	MYS Gaelle	BEL	13.166	8.066	
52	424	BOCZOGO Dorina	HUN	13.166	7.966	
53	451	GIL ORTIZ Jessica	COL	13.066	8.066	
54	335	YAO Jinnan	CHN	13.066	7.766	
55	421	PALESOVA Kristyna	CZE	12.966	7.966	
56	441	van GERNER Celine	NED	12.966	7.766	
57	381	MINOBE Yu	JPN	12.966	7.566	
58	446	MILLOUSI Vasiliki	GRE	12.933	8.133	
59	437	MAKSIUTA Valeriia	ISR	12.933	8.033	
60	341	BOUMEJMAJEN Mira	FRA	12.933	7.933	
61	345	SERSERI Sophia	FRA	12.933	7.833	
64	456	SVILPAITE Laura	LTU	12.666	7.866	
65	303	LITTLE Emily	AUS	12.666	7.366	
66	439	CASTRO LAZO Simona	CHI	12.600	7.900	
67	448	PEREYRA Valeria	ARG	12.600	7.800	
68	435	KONONENKO Nataliya	UKR	12.500	8.200	
69	440	MAHMOUD EL SAID MOHAMED Salma	EGY	12.500	7.500	
70	444	ADLERTEG Jonna	SWE	12.466	7.666	
71	455	PHAN Thi Ha Thanh	VIE	12.466	7.566	
77	454	LIM Heem Wei	SIN	12.033	7.533	
78	436	MARQUES de LIMA Zoi Mafalda	POR	12.033	6.933	



North Greenwich Arena
North Greenwich Arena

SUN 29 JUL 2012

Gymnastics Artistic
Gymnastique artistique

Women's Floor Exercise
Exercices au sol - femmes

Qualification
Qualification



Tie - Break Report
Rapport de tie-break



Rank	Bib	Name	NOC Code	Total	Execution Score	Difficulty Score
------	-----	------	-------------	-------	--------------------	---------------------

NOTES
Tie-break rules
Ties will be broken by the following criteria:
1. The highest Execution score
2. The highest Difficulty score
3. If the gymnasts remain tied they will share the same classification

The underline mark indicates where the tie was broken

LEGEND
 Floor



Tie - Break Report
Rapport de tie-break



Rank	Bib	Name	NOC Code	Total	Execution Score	Difficulty Score
10	441	van GERNER Celine	NED	14.866	8.666	
11	414	ROSS Kyla	USA	14.866	8.466	
16	324	ROGERS Brittany	CAN	14.500	8.500	
17	342	DUFOURNET Youna	FRA	14.500	7.600	
23	413	RAISMAN Alexandra	USA	14.166	8.266	
24	331	DENG Linlin	CHN	14.166	8.066	
27	431	PIHAN-KULESZA Marta	POL	14.033	8.333	
28	402	GRISHINA Anastasia	RUS	14.033	7.733	
40	303	LITTLE Emily	AUS	13.433	8.033	
41	435	KONONENKO Nataliya	UKR	13.433	6.933	
43	341	BOUMEJMAJEN Mira	FRA	13.300	7.800	
44	344	MALAUSSENA Aurelie	FRA	13.300	7.600	
=45	429	MYS Gaelle	BEL	13.266	7.966	5.300
=45	448	PEREYRA Valeria	ARG	13.266	7.966	5.300
47	302	BRENNAN Ashleigh	AUS	13.266	7.866	
48	433	STEINGRUBER Giulia	SUI	13.266	7.666	
49	425	GOMEZ PORRAS Ana Sofia	GUA	13.266	7.466	

NOTES

Tie-break rules

Ties will be broken by the following criteria:

1. The highest Execution score
2. The highest Difficulty score
3. If the gymnasts remain tied they will share the same classification

The underline mark indicates where the tie was broken

LEGEND



Uneven Bars



Tie - Break Report
Rapport de tie-break



Rank	Bib	Name	NOC Code	Total	Execution Score	Difficulty Score
2	403	KOMOVA Victoria	RUS	15.266	8.866	
3	411	DOUGLAS Gabrielle	USA	15.266	8.766	
=12	404	MUSTAFINA Aliya	RUS	14.700	8.700	6.000
=12	415	WIEBER Jordyn	USA	14.700	8.700	6.000
22	382	SHINTAKE Yuko	JPN	14.166	8.266	
23	314	MATIAS HYPOLITO Daniele	BRA	14.166	8.166	
31	363	CHUSOVITINA Oksana	GER	13.700	8.300	
32	344	MALAUSSENA Aurelie	FRA	13.700	7.800	
42	440	MAHMOUD EL SAID MOHAMED Salma	EGY	13.066	7.866	
=43	301	BONORA Georgia	AUS	13.066	7.066	6.000
=43	302	BRENNAN Ashleigh	AUS	13.066	7.066	6.000
=43	355	WHELAN Hannah	GBR	13.066	7.066	6.000
46	454	LIM Heem Wei	SIN	13.033	8.033	
47	442	GOLOB Sasa	SLO	13.033	7.633	
57	439	CASTRO LAZO Simona	CHI	12.400	7.600	
58	427	GARCIA RODRIGUEZ BLANCAS Elsa	MEX	12.400	7.400	
59	436	MARQUES de LIMA Zoi Mafalda	POR	12.266	7.666	
60	430	ERCEG Tina	CRO	12.266	7.266	
61	451	GIL ORTIZ Jessica	COL	12.266	6.966	
62	372	FASANA Erika	ITA	12.266	6.666	
65	458	MILEVA Ralitsa	BUL	12.066	6.766	
66	435	KONONENKO Nataliya	UKR	12.066	6.566	
68	449	GASSER Barbara	AUT	12.000	7.000	
69	457	IZURIETA Ana Maria	ESP	12.000	6.100	



North Greenwich Arena
North Greenwich Arena

SUN 29 JUL 2012

Gymnastics Artistic
Gymnastique artistique

Women's Beam
Poutre - femmes

Qualification
Qualification



Tie - Break Report
Rapport de tie-break



Rank	Bib	Name	NOC Code	Total	Execution Score	Difficulty Score
------	-----	------	-------------	-------	--------------------	---------------------

NOTES
Tie-break rules
Ties will be broken by the following criteria:
1. The highest Execution score
2. The highest Difficulty score
3. If the gymnasts remain tied they will share the same classification

The underline mark indicates where the tie was broken

LEGEND
 Beam



Tie - Break Report
Rapport de tie-break



Rank	Bib Name	NOC Code	Total	Highest Vault	Highest Execution Score	Highest Difficulty Score
6	361 BERGER Janine	GER	14.483	14.833 (V2)		
7	324 ROGERS Brittany	CAN	14.483	14.666 (V1)		
10	450 MARACHKOUSKAYA Nastassia	BLR	13.800	15.000 (V1)		
11	325 VACULIK Kristina	CAN	13.800	14.100 (V1)		
12	455 PHAN Thi Ha Thanh	VIE	13.533	14.400 (V2)		
13	423 WONG Hiu Ying Angel	HKG	13.533	13.633 (V1)		

NOTES

Tie-break rules

Ties will be broken by the following criteria:

1. The highest score between the two vaults
2. The highest Execution score from either vault
3. The highest Difficulty score from either vault
4. If the gymnasts remain tied they will share the same classification

The underline mark indicates where the tie was broken

LEGEND

V Vault number

 Vault



Tie - Break Report
Rapport de tie-break

Rank	Bib Name	NOC Code	Total	Sum of best scores				
				4	3	2	1	
47	421 PALESOVA Kristyna	CZE	50.599	Sum of best scores	40.899			
				Sum of Execution scores				
				Sum of Difficulty scores				
48	445 HEO Seonmi	KOR	50.599	Sum of best scores	39.199			
				Sum of Execution scores				
				Sum of Difficulty scores				
49	424 BOCZOGO Dorina	HUN	50.599	Sum of best scores	38.999			
				Sum of Execution scores				
				Sum of Difficulty scores				

NOTES

Tie-break rules

Ties will be broken by the following criteria:

1. The highest sum of the final apparatus scores (i.e. add the total of the 3, 2, 1 of the highest final apparatus scores)
2. The highest total Execution score by adding all apparatus
3. The highest total Difficulty score by adding all apparatus
4. If the gymnasts remain tied they will share the same classification

The underline mark indicates where the tie was broken



Judges Assignments

Affectation des juges

Superior Jury

KIM Nellie	FIG	President
DOWDELL Kym	FIG	Vault Supervisor
ANDRIANOVA Liubov	FIG	Uneven Bars Supervisor
SACCHI Donatella	FIG	Beam Supervisor
HARINISHI Yoshie	FIG	Floor Supervisor
YAN Ninan	FIG	Member
VALENZO AOKI Naomi	FIG	Member



Function	Name	NOC Code
D1	DE JONG Aukje	NED
D2	HAMILTON Cheryl Ann	USA
E1	MAO Peiwen	CHN
E2	SAKURAI Rieko	JPN
E3	YAMAMOTO SAWASATO Yumi	BRA
E4	OMELIANCHYK-ZIURKALOVA Oksana	UKR
E5	SAN MARTIN Maria Jose	ESP
ER1	BARKOVA Galina	KAZ
ER2	ZETTERMAN Marianne	SWE
Line Judge	MORGAN Debbie	GBR

Function	Name	NOC Code
D1	LEEWORTHY Robin	GBR
D2	MURTONEN Satu	FIN
E1	LAZO ZELAYA Isabel	CHI
E2	GRIGORAS Anca	ROU
E3	LALIBERTE Helene	CAN
E4	LEE Jung Hyun	KOR
E5	KATINIENE Irina	LTU
ER1	GRATT Johanna	AUT
ER2	FRAUENKNECHT Christina	SUI
Time Judge	TREGOLD Sue	GBR



Function	Name	NOC Code
D1	GIRAL Patricia	FRA
D2	LISKAROVA Hana	CZE
E1	DONTI Olyvia	GRE
E2	KOSHEL Antonina	BLR
E3	WRIGHT Jillian	AUS
E4	MULAZIMOGLU BALLI Ozgur	TUR
E5	RATYNSKA-BURY Maria	POL
ER1	GOMEZ Andrea	MEX
ER2	KALMAR Zsuzsanna	HUN
Time Judge 1	SMITH Pauline	GBR
Time Judge 2	TOVEY Glynis	GBR

Function	Name	NOC Code
D1	SHAI Orna	ISR
D2	CALABRO Monica	ARG
E1	VASQUEZ GALVIS Ruby	COL
E2	RODRIGUES Liliana	POR
E3	KIRYASHOVA Vera	RUS
E4	LOPEZ RECCI Leysha	PUR
E5	VAN DOOREN Marleen	BEL
ER1	DOBREVA Tzvetana	BUL
ER2	KOVAC Marjeta	SLO
Time Judge	MORGAN Jean	GBR
Line Judge 1	MAKINSON Sadie	GBR
Line Judge 2	MALONE Carol	GBR

Reserves

Control Number	Name	NOC Code
R1	KLAESBERG Sabrina	GER
R2	CORTIGIANI Dora	ITA

LEGEND

Dx Difficulty Judges (x=1-2)

Ex Execution Judges (x=1-5)

ERx Execution Reference Judges (x=1-2)

Rx Reserve Judges



Vault



Uneven Bars







Beam



Floor







Results
Résultats





Rank	Bib	NOC Name	Total				
1		USA - United States of America	183.596	<u>48.132</u> (1)	44.799 (3)	45.299 (1)	45.366 (1)
	411	DOUGLAS Gabrielle	61.465	15.966	15.200	15.233	15.066
	412	MARONEY Mc Kayla	16.233	16.233			
	413	RAISMAN Alexandra	30.233			14.933	15.300
	414	ROSS Kyla	30.066		14.933	15.133	
	415	WIEBER Jordyn	45.599	15.933	14.666		15.000
2		RUS - Russian Federation	178.530	<u>46.366</u> (2)	46.166 (2)	44.399 (3)	41.599 (6)
	401	AFANASEVA Kseniia	29.166			14.833	14.333
	402	GRISHINA Anastasia	27.166		14.700		12.466
	403	KOMOVA Victoria	46.632	15.833	15.766	15.033	
	404	MUSTAFINA Aliya	60.266	15.233	15.700	14.533	14.800
	405	PASEKA Maria	15.300	15.300			
3		ROU - Romania	176.414	45.000 (3)	<u>41.465</u> (8)	45.249 (2)	44.700 (2)
	391	BULIMAR Diana Laura	43.299		14.066	14.533	14.700
	392	CHELARU Diana Maria	13.633		13.633		
	393	IODACHE Larisa Andreea	43.866	14.800	13.766	15.300	
	394	IZBASA Sandra Raluca	30.300	15.100			15.200
	395	PONOR Catalina	45.316	15.100		15.416	14.800
4		CHN - People's Republic of China	174.430	44.266 (5)	<u>46.399</u> (1)	42.932 (4)	40.833 (7)
	331	DENG Linlin	42.399	14.900		13.766	13.733
	332	HE Kexin	15.766		15.766		
	333	HUANG Qiushuang	56.433	15.033	15.100	13.800	12.500
	334	SUI Lu	29.966			15.366	14.600
	335	YAO Jinnan	29.866	14.333	15.533		
5		CAN - Canada	170.804	44.499 (4)	42.332 (6)	41.199 (6)	<u>42.774</u> (3)
	321	BLACK Elisabeth	43.707	15.233		14.266	14.208
	322	MOORS Victoria	28.300		13.700		14.600
	323	PEGG Dominique	41.866	14.400		13.500	13.966
	324	ROGERS Brittany	29.332	14.866	14.466		
	325	VACULIK Kristina	27.599		14.166	13.433	
6		GBR - Great Britain	170.495	43.965 (6)	44.599 (4)	<u>39.199</u> (8)	42.732 (4)
	351	CAIRNS Imogen	27.766	14.266		13.500	
	352	PINCHES Jennifer	41.032	14.833		11.833	14.366
	353	TUNNEY Rebecca	29.632	14.866	14.766		
	354	TWEDDLE Elizabeth	29.999		15.833		14.166
	355	WHELAN Hannah	42.066		14.000	13.866	14.200



Results
Résultats

Rank	Bib	NOC Name	Total				
7		ITA - Italy	167.930	42.366 (8)	41.666 (7)	41.999 (5)	<u>41.899</u> (5)
	371	CAMPANA Giorgia	13.900		13.900		
	372	FASANA Erika	41.566	13.733	13.600		14.233
	373	FERLITO Carlotta	42.766	14.300		14.366	14.100
	374	FERRARI Vanessa	56.865	14.333	14.166	14.800	13.566
	375	PREZIOSA Elisabetta	12.833			12.833	
8		JPN - Japan	166.646	42.882 (7)	42.999 (5)	<u>40.599</u> (7)	40.166 (8)
	381	MINOBE Yu	13.100			13.100	
	382	SHINTAKE Yuko	26.699			13.266	13.433
	383	TANAKA Rie	41.582	14.416	14.333		12.833
	384	TERAMOTO Asuka	57.033	14.700	14.200	14.233	13.900
	385	TSURUMI Koko	28.232	13.766	14.466		

NOTES
Underlined totals indicate startings apparatus

LEGEND
 Vault
  Uneven Bars
  Beam
  Floor



Individual Judges Scores

Scores individuels des juges



Rank	Bib	Name	NOC Code	Time	D Score	Execution Jury (E)										Penalty	Total
						E1	E2	E3	E4	E5	E Jury Score	ER1 Score	ER2 Score	ER Score	E Score	L / T / O	
1	413	RAISMAN Alexandra	USA	1:28	6.300	9.0	9.1	9.0	8.8	9.0	9.000	9.1	9.0	9.050	9.000		15.300
2	394	IZBASA Sandra Raluca	ROU	1:29	6.300	9.0	8.6	8.8	9.1	8.5	8.800	9.1	8.9	9.000	* 8.900		* 15.200
3	411	DOUGLAS Gabrielle	USA	1:28	6.200	8.9	9.0	8.9	8.8	8.8	8.866	8.8	8.7	8.750	8.866		15.066
4	415	WIEBER Jordyn	USA	1:28	6.000	8.9	9.2	8.9	9.1	9.0	9.000	9.0	9.1	9.050	9.000		15.000
5	395	PONOR Catalina	ROU	1:28	6.000	8.7	8.9	8.8	9.0	8.6	8.800	8.7	8.6	8.650	8.800		14.800
5	404	MUSTAFINA Aliya	RUS	1:28	5.900	8.8	9.0	8.7	9.2	8.9	8.900	8.9	8.7	8.800	8.900		14.800
7	391	BULIMAR Diana Laura	ROU	1:25	5.800	8.9	9.0	8.8	9.2	8.8	8.900	8.9	8.9	8.900	8.900		14.700
8	322	MOORS Victoria	CAN	1:27	6.000	8.3	8.8	8.9	8.6	8.4	8.600	8.4	8.5	8.450	8.600		14.600
8	334	SUI Lu	CHN	1:28	5.800	8.8	8.9	8.8	8.8	8.3	8.800	8.6	8.6	8.600	8.800		14.600
10	352	PINCHES Jennifer	GBR	1:27	5.900	8.3	8.6	8.4	8.6	8.4	8.466	8.2	8.3	8.250	8.466		14.366
11	401	AFANASEVA Kseniia	RUS	1:29	6.100	8.4	8.2	8.3	8.0	8.2	8.233	7.9	8.0	7.950	8.233		14.333
12	372	FASANA Erika	ITA	1:24	5.700	8.7	8.5	8.3	8.5	8.6	8.533	8.3	8.6	8.450	8.533		14.233
13	321	BLACK Elisabeth	CAN	1:15	5.800	8.6	8.5	8.6	8.6	8.4	8.566	8.2	8.3	8.250	* 8.408		* 14.208
14	355	WHELAN Hannah	GBR	1:29	5.800	8.4	8.8	8.3	8.5	8.1	8.400	8.2	8.3	8.250	8.400		14.200
15	354	TWEDDLE Elizabeth	GBR	1:29	6.000	8.9	8.5	8.3	8.3	8.6	8.466	8.6	8.5	8.550	8.466	.3 / .0 / .0	14.166
16	373	FERLITO Carlotta	ITA	1:25	5.700	8.4	8.4	8.1	8.6	8.4	8.400	8.6	8.5	8.550	8.400		14.100
17	323	PEGG Dominique	CAN	1:23	5.700	8.5	8.4	8.1	8.1	8.3	8.266	8.2	8.1	8.150	8.266		13.966
18	384	TERAMOTO Asuka	JPN	1:25	5.500	8.5	8.2	8.2	8.8	8.5	8.400	8.3	8.6	8.450	8.400		13.900
19	331	DENG Linlin	CHN	1:28	5.700	7.8	8.2	8.1	8.2	7.8	8.033	7.8	8.1	7.950	8.033		13.733
20	374	FERRARI Vanessa	ITA	1:29	6.100	7.3	7.7	7.7	7.4	6.9	7.466	7.6	7.5	7.550	7.466		13.566
21	382	SHINTAKE Yuko	JPN	1:28	5.200	8.3	8.4	8.1	8.3	8.0	8.233	8.3	8.4	8.350	8.233		13.433
22	383	TANAKA Rie	JPN	1:29	5.000	8.0	8.7	8.5	7.9	7.9	8.133	8.1	8.0	8.050	8.133	.3 / .0 / .0	12.833
23	333	HUANG Qiushuang	CHN	1:29	5.200	7.8	7.8	7.5	7.5	7.3	7.600	7.6	7.7	7.650	7.600	.3 / .0 / .0	12.500
24	402	GRISHINA Anastasia	RUS	1:28	4.600	8.1	7.8	8.1	7.5	7.7	7.866	7.4	8.0	7.700	7.866		12.466



North Greenwich Arena
North Greenwich Arena

TUE 31 JUL 2012

Gymnastics Artistic

Gymnastique artistique

Women's Team

Compétition par équipes - femmes

Final - Floor Exercise

Exercices au sol - finales



Individual Judges Scores

Scores individuels des juges



Rank	Bib	Name	NOC Code	Time	D Score	Execution Jury (E)									Penalty	Total
						E1	E2	E3	E4	E5	E Jury Score	ER1 Score	ER2 Score	ER Score	E Score	

LEGEND

* Reference score applied **D** Difficulty **E** Execution **Ex** Execution Judges (x=1-5) **ER** Execution Reference **ERx** Execution Reference Judges (x=1-2)
L Line **O** Other **Spec Ded** Specific apparatus deduction **T** Time

Floor





Individual Judges Scores

Scores individuels des juges



Rank	Bib	Name	NOC Code	D Score	Execution Jury (E)										Penalty	Total
					E1	E2	E3	E4	E5	E Jury Score	ER1 Score	ER2 Score	ER Score	E Score	L / T / O	
1	412	MARONEY Mc Kayla	USA	6.500	9.7	9.7	9.8	9.7	9.8	9.733	9.6	9.9	9.750	9.733		16.233
2	411	DOUGLAS Gabrielle	USA	6.500	9.5	9.4	9.6	9.4	9.5	9.466	9.3	9.6	9.450	9.466		15.966
3	415	WIEBER Jordyn	USA	6.500	9.4	9.5	9.6	9.4	9.4	9.433	9.1	9.5	9.300	9.433		15.933
4	403	KOMOVA Victoria	RUS	6.500	9.3	9.3	9.4	9.3	9.4	9.333	9.4	9.1	9.250	9.333		15.833
5	405	PASEKA Maria	RUS	6.500	8.8	8.8	8.8	8.9	8.7	8.800	8.9	8.7	8.800	8.800		15.300
6	321	BLACK Elisabeth	CAN	6.300	9.0	9.0	8.9	8.9	8.8	8.933	8.9	8.7	8.800	8.933		15.233
6	404	MUSTAFINA Aliya	RUS	5.800	9.4	9.3	9.5	9.5	9.4	9.433	9.3	9.4	9.350	9.433		15.233
8	394	IZBASA Sandra Raluca	ROU	5.800	9.3	9.3	9.3	9.3	9.3	9.300	9.2	9.3	9.250	9.300		15.100
8	395	PONOR Catalina	ROU	5.800	9.3	9.3	9.4	9.3	9.3	9.300	8.9	9.5	9.200	9.300		15.100
10	333	HUANG Qiushuang	CHN	5.800	9.3	9.1	9.3	9.3	9.0	9.233	9.3	9.4	9.350	9.233		15.033
11	331	DENG Linlin	CHN	5.800	9.1	8.9	9.1	9.2	9.1	9.100	9.1	9.0	9.050	9.100		14.900
12	324	ROGERS Brittany	CAN	5.800	9.0	9.1	9.1	9.1	8.9	9.066	9.0	8.9	8.950	9.066		14.866
12	353	TUNNEY Rebecca	GBR	5.800	9.1	8.9	9.1	9.1	9.0	9.066	9.1	9.2	9.150	9.066		14.866
14	352	PINCHES Jennifer	GBR	5.800	9.0	9.2	9.1	9.1	9.2	9.133	9.1	9.2	9.150	9.133	.1 / .0 / .0	14.833
15	393	IORDACHE Larisa Andreea	ROU	5.800	9.2	9.0	8.9	9.0	9.0	9.000	9.0	9.3	9.150	9.000		14.800
16	384	TERAMOTO Asuka	JPN	5.800	9.0	8.8	9.0	8.9	8.8	8.900	8.8	9.0	8.900	8.900		14.700
17	383	TANAKA Rie	JPN	5.300	8.9	9.0	9.2	9.0	9.1	9.033	9.2	9.2	9.200	* 9.116		* 14.416
18	323	PEGG Dominique	CAN	5.300	8.8	9.2	9.1	9.1	8.8	9.000	9.2	9.2	9.200	* 9.100		* 14.400
19	335	YAO Jinnan	CHN	5.800	8.5	8.5	8.6	8.4	8.6	8.533	8.5	8.4	8.450	8.533		14.333
19	374	FERRARI Vanessa	ITA	5.800	8.5	8.6	8.5	8.7	8.3	8.533	8.6	8.6	8.600	8.533		14.333
21	373	FERLITO Carlotta	ITA	5.300	8.9	9.2	9.0	8.8	9.1	9.000	9.2	8.8	9.000	9.000		14.300
22	351	CAIRNS Imogen	GBR	5.300	8.9	9.0	8.8	9.0	9.0	8.966	9.0	9.1	9.050	8.966		14.266
23	385	TSURUMI Koko	JPN	5.000	8.8	8.8	8.8	8.7	8.5	8.766	8.9	9.0	8.950	8.766		13.766
24	372	FASANA Erika	ITA	5.300	8.7	8.6	8.5	8.5	8.5	8.533	8.8	8.5	8.650	8.533	.1 / .0 / .0	13.733



North Greenwich Arena
North Greenwich Arena

TUE 31 JUL 2012

Gymnastics Artistic

Gymnastique artistique

Women's Team

Compétition par équipes - femmes

Final - Vault

Saut de cheval - finales



Individual Judges Scores

Scores individuels des juges



Rank	Bib	Name	NOC Code	D Score	Execution Jury (E)										Penalty L / T / O	Total
					E1	E2	E3	E4	E5	E Jury Score	ER1 Score	ER2 Score	ER Score	E Score		

LEGEND

* Reference score applied **D** Difficulty **E** Execution **Ex** Execution Judges (x=1-5) **ER** Execution Reference **ERx** Execution Reference Judges (x=1-2)
L Line **O** Other **Spec Ded** Specific apparatus deduction **T** Time **V** Vault number

Vault



Individual Judges Scores

Scores individuels des juges



Rank	Bib	Name	NOC Code	D Score	Execution Jury (E)										Penalty	Total
					E1	E2	E3	E4	E5	E Jury Score	ER1 Score	ER2 Score	ER Score	E Score	L / T / O	
1	354	TWEDDLE Elizabeth	GBR	6.800	8.8	9.2	9.0	8.9	9.2	9.033	9.0	9.0	9.000	9.033		15.833
2	332	HE Kexin	CHN	7.100	8.6	8.7	8.6	8.8	8.7	8.666	8.7	8.6	8.650	8.666		15.766
2	403	KOMOVA Victoria	RUS	7.000	8.6	8.7	8.7	8.9	9.1	8.766	8.8	8.8	8.800	8.766		15.766
4	404	MUSTAFINA Aliya	RUS	7.000	8.8	8.6	8.6	8.7	9.0	8.700	8.9	8.9	8.900	8.700		15.700
5	335	YAO Jinnan	CHN	6.800	8.7	8.8	8.7	8.9	8.5	8.733	8.5	8.9	8.700	8.733		15.533
6	411	DOUGLAS Gabrielle	USA	6.500	8.8	8.5	8.7	8.7	8.7	8.700	8.4	8.8	8.600	8.700		15.200
7	333	HUANG Qiushuang	CHN	6.600	8.8	8.5	8.3	8.6	8.4	8.500	8.4	8.6	8.500	8.500		15.100
8	414	ROSS Kyla	USA	6.400	8.7	8.4	8.6	8.5	8.5	8.533	8.6	8.4	8.500	8.533		14.933
9	353	TUNNEY Rebecca	GBR	6.400	8.4	8.5	8.6	8.2	8.2	8.366	8.3	8.4	8.350	8.366		14.766
10	402	GRISHINA Anastasia	RUS	6.300	8.3	8.7	8.4	8.4	8.4	8.400	8.3	8.5	8.400	8.400		14.700
11	415	WIEBER Jordyn	USA	6.400	8.5	8.4	8.3	8.1	8.0	8.266	8.3	8.5	8.400	8.266		14.666
12	324	ROGERS Brittany	CAN	6.000	8.5	8.5	8.4	8.5	8.2	8.466	8.3	8.5	8.400	8.466		14.466
12	385	TSURUMI Koko	JPN	6.400	8.5	7.9	7.8	8.0	8.3	8.066	7.4	8.2	7.800	8.066		14.466
14	383	TANAKA Rie	JPN	5.800	8.5	8.6	8.3	8.8	8.5	8.533	8.4	8.8	8.600	8.533		14.333
15	384	TERAMOTO Asuka	JPN	6.300	7.7	7.9	8.1	7.7	8.3	7.900	7.8	7.8	7.800	7.900		14.200
16	325	VACULIK Kristina	CAN	5.800	8.5	8.4	8.3	8.3	8.4	8.366	8.5	8.2	8.350	8.366		14.166
16	374	FERRARI Vanessa	ITA	5.900	8.3	8.2	8.3	8.3	8.2	8.266	8.4	8.4	8.400	8.266		14.166
18	391	BULIMAR Diana Laura	ROU	5.700	8.4	8.6	8.3	8.4	8.2	8.366	8.4	8.4	8.400	8.366		14.066
19	355	WHELAN Hannah	GBR	5.800	8.3	8.2	8.0	8.5	8.1	8.200	8.1	8.3	8.200	8.200		14.000
20	371	CAMPANA Giorgia	ITA	5.900	8.1	8.1	8.4	7.8	7.7	8.000	8.0	8.1	8.050	8.000		13.900
21	393	IORDACHE Larisa Andreea	ROU	5.900	7.7	8.3	7.9	8.0	7.7	7.866	8.0	8.1	8.050	7.866		13.766
22	322	MOORS Victoria	CAN	5.600	8.2	8.0	8.3	8.1	7.7	8.100	8.1	8.1	8.100	8.100		13.700
23	392	CHELARU Diana Maria	ROU	5.500	8.1	8.2	8.1	8.1	8.4	8.133	7.7	8.2	7.950	8.133		13.633
24	372	FASANA Erika	ITA	5.400	8.3	8.3	8.6	8.0	8.0	8.200	8.5	8.4	8.450	8.200		13.600



North Greenwich Arena
North Greenwich Arena

TUE 31 JUL 2012

Gymnastics Artistic

Gymnastique artistique

Women's Team

Compétition par équipes - femmes

Final - Uneven Bars

Barres asymétrique - finales



Individual Judges Scores

Scores individuels des juges



Rank	Bib	Name	NOC Code	D Score	Execution Jury (E)										Penalty L / T / O	Total
					E1	E2	E3	E4	E5	E Jury Score	ER1 Score	ER2 Score	ER Score	E Score		

LEGEND

* Reference score applied **D** Difficulty **E** Execution **Ex** Execution Judges (x=1-5) **ER** Execution Reference **ERx** Execution Reference Judges (x=1-2)
L Line **O** Other **Spec Ded** Specific apparatus deduction **T** Time



Uneven Bars



Individual Judges Scores

Scores individuels des juges



Rank	Bib	Name	NOC Code	Time	D Score	Execution Jury (E)										Penalty L / T / O	Total
						E1	E2	E3	E4	E5	E Jury Score	ER1 Score	ER2 Score	ER Score	E Score		
1	395	PONOR Catalina	ROU	1:12	6.300	9.0	9.3	8.7	9.1	9.0	9.033	9.2	9.2	9.200	* 9.116	* 15.416	
2	334	SUI Lu	CHN	1:25	6.600	9.1	8.7	9.0	8.6	8.3	8.766	9.0	8.3	8.650	8.766	15.366	
3	393	IORDACHE Larisa Andreea	ROU	1:16	6.500	8.8	8.6	8.9	8.7	9.0	8.800	8.9	8.8	8.850	8.800	15.300	
4	411	DOUGLAS Gabrielle	USA	1:24	6.500	8.5	8.7	8.9	8.8	8.7	8.733	8.7	9.0	8.850	8.733	15.233	
5	414	ROSS Kyla	USA	1:22	6.100	9.1	9.1	9.0	9.0	9.0	9.033	9.2	8.9	9.050	9.033	15.133	
6	403	KOMOVA Victoria	RUS	1:18	6.500	8.7	8.7	8.4	8.4	8.5	8.533	8.7	8.4	8.550	8.533	15.033	
7	413	RAISMAN Alexandra	USA	1:25	6.400	8.6	8.7	8.4	8.6	8.4	8.533	8.5	8.6	8.550	8.533	14.933	
8	401	AFANASEVA Kseniia	RUS	1:13	5.800	8.9	8.9	9.2	9.4	9.0	9.033	9.3	9.0	9.150	9.033	14.833	
9	374	FERRARI Vanessa	ITA	1:11	6.100	8.9	9.1	8.6	8.6	8.6	8.700	8.5	8.3	8.400	8.700	14.800	
10	391	BULIMAR Diana Laura	ROU	1:06	5.900	8.5	8.5	8.9	8.7	8.7	8.633	8.4	8.6	8.500	8.633	14.533	
10	404	MUSTAFINA Aliya	RUS	1:24	6.200	8.2	8.4	8.4	8.1	8.5	8.333	8.4	8.0	8.200	8.333	14.533	
12	373	FERLITO Carlotta	ITA	1:21	5.900	8.3	8.5	8.4	8.5	8.7	8.466	8.4	8.9	8.650	8.466	14.366	
13	321	BLACK Elisabeth	CAN	1:24	5.900	8.2	8.2	8.4	8.5	8.6	8.366	8.3	8.3	8.300	8.366	14.266	
14	384	TERAMOTO Asuka	JPN	1:17	5.600	8.4	8.6	8.9	9.0	8.3	8.633	8.5	8.5	8.500	8.633	14.233	
15	355	WHELAN Hannah	GBR	1:15	6.100	7.6	7.5	7.9	7.8	8.5	7.766	7.6	7.9	7.750	7.766	13.866	
16	333	HUANG Qiushuang	CHN	1:25	5.900	7.2	8.2	7.9	7.6	8.2	7.900	7.7	8.1	7.900	7.900	13.800	
17	331	DENG Linlin	CHN	1:22	6.400	7.3	7.8	7.2	7.5	7.3	7.366	7.5	7.2	7.350	7.366	13.766	
18	323	PEGG Dominique	CAN	1:12	5.200	8.2	8.3	8.6	8.3	8.3	8.300	7.9	8.2	8.050	8.300	13.500	
18	351	CAIRNS Imogen	GBR	1:12	5.400	7.7	8.1	8.1	8.1	8.1	8.100	7.8	8.4	8.100	8.100	13.500	
20	325	VACULIK Kristina	CAN	1:21	5.200	7.7	8.2	8.3	8.2	8.3	8.233	8.3	8.2	8.250	8.233	13.433	
21	382	SHINTAKE Yuko	JPN	1:23	5.400	7.8	7.7	8.5	8.1	7.7	7.866	7.7	7.7	7.700	7.866	13.266	
22	381	MINOBE Yu	JPN	1:27	6.000	7.2	7.2	7.0	6.5	7.1	7.100	7.2	6.8	7.000	7.100	13.100	
23	375	PREZIOSA Elisabetta	ITA	1:26	5.600	7.5	7.1	6.9	7.3	7.3	7.233	7.0	7.0	7.000	7.233	12.833	
24	352	PINCHES Jennifer	GBR	1:20	5.500	6.3	6.4	6.3	6.1	6.5	6.333	6.4	6.8	6.600	6.333	11.833	



North Greenwich Arena
North Greenwich Arena

TUE 31 JUL 2012

Gymnastics Artistic

Gymnastique artistique

Women's Team

Compétition par équipes - femmes

Final - Beam

Poutre - finales



Individual Judges Scores

Scores individuels des juges



Rank	Bib	Name	NOC Code	Time	D Score	Execution Jury (E)									Penalty	Total
						E1	E2	E3	E4	E5	E Jury Score	ER1 Score	ER2 Score	ER Score	E Score	

LEGEND

* Reference score applied **D** Difficulty **E** Execution **Ex** Execution Judges (x=1-5) **ER** Execution Reference **ERx** Execution Reference Judges (x=1-2)
L Line **O** Other **Spec Ded** Specific apparatus deduction **T** Time

Beam



Judges Assignments
Affectation des juges

Superior Jury

KIM Nellie	FIG	President
DOWDELL Kym	FIG	Vault Supervisor
ANDRIANOVA Liubov	FIG	Uneven Bars Supervisor
SACCHI Donatella	FIG	Beam Supervisor
HARINISHI Yoshie	FIG	Floor Supervisor
YAN Ninan	FIG	Member
VALENZO AOKI Naomi	FIG	Member



Function	Name	NOC Code
D1	DE JONG Aukje	NED
D2	HAMILTON Cheryl Ann	USA
E1	OMELIANCHYK-ZIURKALOVA Oksana	UKR
E2	KATINIENE Irina	LTU
E3	YAMAMOTO SAWASATO Yumi	BRA
E4	SAKURAI Rieko	JPN
E5	RATYNSKA-BURY Maria	POL
ER1	KOVAC Marjeta	SLO
ER2	ZETTERMAN Marianne	SWE
Line Judge	MORGAN Debbie	GBR

Function	Name	NOC Code
D1	LEEWORTHY Robin	GBR
D2	MURTONEN Satu	FIN
E1	LEE Jung Hyun	KOR
E2	LOPEZ RECCL Leshya	PUR
E3	MULAZIMOGLU BALLI Ozgur	TUR
E4	MAO Peiwen	CHN
E5	WRIGHT Jillian	AUS
ER1	FRAUENKNECHT Christina	SUI
ER2	DOBREVA Tzvetana	BUL
Time Judge	TREGOLD Sue	GBR



Function	Name	NOC Code
D1	GIRAL Patricia	FRA
D2	LISKAROVA Hana	CZE
E1	KIRYASHOVA Vera	RUS
E2	LALIBERTE Helene	CAN
E3	VASQUEZ GALVIS Ruby	COL
E4	LAZO ZELAYA Isabel	CHI
E5	SAN MARTIN Maria Jose	ESP
ER1	KALMAR Zsuzsanna	HUN
ER2	GOMEZ Andrea	MEX
Time Judge 1	SMITH Pauline	GBR
Time Judge 2	TOVEY Glynis	GBR

Function	Name	NOC Code
D1	SHAI Orna	ISR
D2	CALABRO Monica	ARG
E1	KOSHEL Antonina	BLR
E2	KLAESBERG Sabrina	GER
E3	RODRIGUES Liliana	POR
E4	CORTIGIANI Dora	ITA
E5	GRIGORAS Anca	ROU
ER1	BARKOVA Galina	KAZ
ER2	GRATT Johanna	AUT
Time Judge	MORGAN Jean	GBR
Line Judge 1	MAKINSON Sadie	GBR
Line Judge 2	MALONE Carol	GBR

Reserves

Control Number	Name	NOC Code
R1	VAN DOOREN Marleen	BEL
R2	DONTI Olyvia	GRE





LEGEND

Dx Difficulty Judges (x=1-2) **Ex** Execution Judges (x=1-5) **ERx** Execution Reference Judges (x=1-2) **Rx** Reserve Judges





Results
Résultats

Rank	Bib Name	NOC Code					Total
1	411 DOUGLAS Gabrielle	USA	<u>15.966</u>	15.733	15.500	15.033	62.232
2	403 KOMOVA Victoria	RUS	<u>15.466</u>	15.966	15.441	15.100	61.973
3	404 MUSTAFINA Aliya	RUS	<u>15.233</u>	16.100	13.633	14.600	59.566
4	413 RAISMAN Alexandra	USA	<u>15.900</u>	14.333	14.200	15.133	59.566
5	394 IZBASA Sandra Raluca	ROU	15.333	<u>13.900</u>	14.400	15.200	58.833
6	331 DENG Linlin	CHN	<u>14.900</u>	14.266	15.300	13.933	58.399
7	333 HUANG Qiushuang	CHN	14.916	<u>15.133</u>	14.133	13.933	58.115
8	374 FERRARI Vanessa	ITA	<u>14.600</u>	14.033	14.500	14.866	57.999
9	393 IORDACHE Larisa Andreea	ROU	14.933	<u>14.233</u>	14.966	13.833	57.965
10	365 SEITZ Elisabeth	GER	14.766	<u>15.166</u>	13.800	13.633	57.365
11	384 TERAMOTO Asuka	JPN	14.766	<u>14.300</u>	14.300	13.966	57.332
12	441 van GERNER Celine	NED	14.133	14.966	<u>14.133</u>	14.000	57.232
13	353 TUNNEY Rebecca	GBR	14.866	15.000	<u>13.133</u>	13.933	56.932
14	433 STEINGRUBER Giulia	SUI	15.116	13.600	14.166	<u>13.266</u>	56.148
15	303 LITTLE Emily	AUS	14.866	13.933	13.666	<u>13.300</u>	55.765
16	383 TANAKA Rie	JPN	14.166	14.500	13.700	<u>13.266</u>	55.632
17	323 PEGG Dominique	CAN	14.566	13.800	<u>13.166</u>	14.033	55.565
18	453 LOPEZ Jessica	VEN	14.800	<u>13.900</u>	13.000	13.800	55.500
19	431 PIHAN-KULESZA Marta	POL	13.933	14.333	12.933	<u>14.266</u>	55.465
20	302 BRENNAN Ashleigh	AUS	13.233	13.533	14.400	<u>14.166</u>	55.332
21	373 FERLITO Carlotta	ITA	14.166	13.433	<u>14.766</u>	12.733	55.098
22	425 GOMEZ PORRAS Ana Sofia	GUA	14.633	13.733	<u>13.133</u>	13.400	54.899
23	344 MALAUSSENA Aurelie	FRA	13.800	12.800	12.066	<u>11.500</u>	50.166
24	355 WHELAN Hannah	GBR	0.000	14.166	<u>13.700</u>	14.133	41.999

NOTES

Underlined totals indicates starting apparatus

LEGEND



Vault



Uneven Bars



Beam



Floor



Individual Judges Scores

Scores individuels des juges



Rank	Bib	Name	NOC Code	Time	D Score	Execution Jury (E)										Penalty	Total
						E1	E2	E3	E4	E5	E Jury Score	ER1 Score	ER2 Score	ER Score	E Score	L / T / O	
1	394	IZBASA Sandra Raluca	ROU	1:29	6.300	9.1	8.6	8.9	8.9	8.9	8.900	8.6	8.8	8.700	8.900		15.200
2	413	RAISMAN Alexandra	USA	1:29	6.300	8.8	8.7	8.9	8.8	8.9	8.833	8.9	8.7	8.800	8.833		15.133
3	403	KOMOVA Victoria	RUS	1:27	6.000	9.5	9.1	9.0	9.1	9.1	9.100	9.3	9.1	9.200	9.100		15.100
4	411	DOUGLAS Gabrielle	USA	1:27	6.100	9.3	8.7	8.9	9.0	8.9	8.933	8.7	8.8	8.750	8.933		15.033
5	374	FERRARI Vanessa	ITA	1:29	6.200	8.9	8.7	8.5	8.7	8.6	8.666	8.7	8.9	8.800	8.666		14.866
6	404	MUSTAFINA Aliya	RUS	1:29	5.900	9.0	8.8	8.6	8.6	8.7	8.700	9.1	8.6	8.850	8.700		14.600
7	431	PIHAN-KULESZA Marta	POL	1:27	5.700	8.6	8.6	8.6	8.3	8.5	8.566	8.2	8.4	8.300	8.566		14.266
8	302	BRENNAN Ashleigh	AUS	1:29	5.800	8.3	8.2	8.4	8.4	8.4	8.366	8.3	8.4	8.350	8.366		14.166
9	355	WHELAN Hannah	GBR	1:29	5.800	8.4	8.2	8.0	8.4	8.5	8.333	8.6	8.4	8.500	8.333		14.133
10	323	PEGG Dominique	CAN	1:23	5.700	8.6	8.2	8.1	8.5	8.3	8.333	8.7	8.2	8.450	8.333		14.033
11	441	van GERNER Celine	NED	1:27	5.400	8.5	8.8	8.9	8.5	8.8	8.700	8.3	8.7	8.500	8.700	.1 / .0 / .0	14.000
12	384	TERAMOTO Asuka	JPN	1:25	5.500	8.1	8.4	8.1	8.5	8.6	8.333	8.6	8.6	8.600	* 8.466		* 13.966
13	331	DENG Linlin	CHN	1:28	5.700	8.1	8.3	7.8	8.3	8.3	8.233	8.4	8.4	8.400	8.233		13.933
13	333	HUANG Qiushuang	CHN	1:28	5.300	8.7	8.8	8.5	8.6	8.6	8.633	8.4	8.7	8.550	8.633		13.933
13	353	TUNNEY Rebecca	GBR	1:26	5.700	8.4	8.2	8.1	8.5	7.9	8.233	8.5	8.4	8.450	8.233		13.933
16	393	IORDACHE Larisa Andreea	ROU	1:28	5.600	8.4	8.7	8.5	8.3	8.7	8.533	8.3	8.2	8.250	8.533	.3 / .0 / .0	13.833
17	453	LOPEZ Jessica	VEN	1:28	5.600	8.2	8.2	8.0	8.3	8.2	8.200	8.1	8.1	8.100	8.200		13.800
18	365	SEITZ Elisabeth	GER	1:29	5.500	8.2	8.0	8.3	8.2	8.4	8.233	8.3	8.3	8.300	8.233	.1 / .0 / .0	13.633
19	425	GOMEZ PORRAS Ana Sofia	GUA	1:27	5.500	8.0	8.1	7.9	8.2	8.2	8.100	8.4	7.9	8.150	8.100	.2 / .0 / .0	13.400
20	303	LITTLE Emily	AUS	1:26	5.300	8.6	8.0	6.6	7.9	8.1	8.000	8.2	8.2	8.200	8.000		13.300
21	383	TANAKA Rie	JPN	1:29	5.200	8.0	8.3	8.0	8.3	8.2	8.166	8.3	8.2	8.250	8.166	.1 / .0 / .0	13.266
21	433	STEINGRUBER Giulia	SUI	1:24	5.500	7.9	7.7	8.1	7.7	8.0	7.866	8.2	8.0	8.100	7.866	.1 / .0 / .0	13.266
23	373	FERLITO Carlotta	ITA	1:27	5.500	7.0	7.3	7.2	7.3	7.2	7.233	7.3	7.2	7.250	7.233		12.733
24	344	MALAUSSENA Aurelie	FRA	1:23	5.100	7.1	7.1	7.1	7.0	7.2	7.100	6.9	7.0	6.950	7.100	.7 / .0 / .0	11.500



North Greenwich Arena
North Greenwich Arena

THU 2 AUG 2012

Gymnastics Artistic
Gymnastique artistique
Women's Individual All-Around
Concours multiple individuel - femmes
Final - Floor Exercise
Exercices au sol - Finale



Individual Judges Scores
Scores individuels des juges



Rank	Bib	Name	NOC Code	Time	D Score	Execution Jury (E)									Penalty L / T / O	Total	
						E1	E2	E3	E4	E5	E Jury Score	ER1 Score	ER2 Score	ER Score			E Score

LEGEND

* Reference score applied **D** Difficulty **E** Execution **Ex** Execution Judges (x=1-5) **ER** Execution Reference **ERx** Execution Reference Judges (x=1-2)
L Line **O** Other **Spec Ded** Specific apparatus deduction **T** Time

Floor



Individual Judges Scores
Scores individuels des juges



Rank	Bib	Name	NOC Code	D Score	Execution Jury (E)										Penalty L / T / O	Total
					E1	E2	E3	E4	E5	E Jury Score	ER1 Score	ER2 Score	ER Score	E Score		
1	411	DOUGLAS Gabrielle	USA	6.500	9.5	9.5	9.5	9.4	9.3	9.466	9.5	9.5	9.500	9.466		15.966
2	413	RAISMAN Alexandra	USA	6.500	9.4	9.1	9.5	9.3	9.6	9.400	9.3	9.2	9.250	9.400		15.900
3	403	KOMOVA Victoria	RUS	6.500	9.3	8.9	8.8	9.0	9.4	9.066	9.2	8.8	9.000	9.066	.1 / .0 / .0	15.466
4	394	IZBASA Sandra Raluca	ROU	6.100	9.0	9.3	9.3	9.3	9.1	9.233	9.4	9.2	9.300	9.233		15.333
5	404	MUSTAFINA Aliya	RUS	5.800	9.4	9.4	9.4	9.5	9.5	9.433	9.4	9.6	9.500	9.433		15.233
6	433	STEINGRUBER Giulia	SUI	6.300	8.9	8.6	8.9	9.0	9.0	8.933	8.8	8.6	8.700	* 8.816		* 15.116
7	393	IODACHE Larisa Andreea	ROU	5.800	9.1	9.1	9.2	9.1	9.3	9.133	9.2	9.3	9.250	9.133		14.933
8	333	HUANG Qiushuang	CHN	5.800	9.2	8.9	9.0	9.0	9.1	9.033	9.2	9.2	9.200	* 9.116		* 14.916
9	331	DENG Linlin	CHN	5.800	9.0	9.2	9.1	9.0	9.3	9.100	9.1	9.3	9.200	9.100		14.900
10	303	LITTLE Emily	AUS	5.800	9.1	9.0	9.1	9.2	8.9	9.066	9.2	9.0	9.100	9.066		14.866
10	353	TUNNEY Rebecca	GBR	5.800	9.0	9.0	9.3	9.2	9.0	9.066	9.3	9.1	9.200	9.066		14.866
12	453	LOPEZ Jessica	VEN	5.800	9.0	9.2	9.0	9.0	9.0	9.000	8.9	8.9	8.900	9.000		14.800
13	365	SEITZ Elisabeth	GER	5.800	8.7	9.0	8.9	9.1	9.0	8.966	8.9	9.1	9.000	8.966		14.766
13	384	TERAMOTO Asuka	JPN	5.800	9.0	8.9	9.1	9.0	8.9	8.966	8.8	9.1	8.950	8.966		14.766
15	425	GOMEZ PORRAS Ana Sofia	GUA	5.800	8.9	8.7	8.9	8.6	8.9	8.833	8.3	8.7	8.500	8.833		14.633
16	374	FERRARI Vanessa	ITA	5.800	8.7	8.6	9.1	8.8	8.9	8.800	8.5	9.0	8.750	8.800		14.600
17	323	PEGG Dominique	CAN	5.300	9.2	9.4	9.4	9.2	9.1	9.266	9.2	9.2	9.200	9.266		14.566
18	373	FERLITO Carlotta	ITA	5.300	9.0	8.8	8.8	8.9	8.9	8.866	8.8	8.8	8.800	8.866		14.166
18	383	TANAKA Rie	JPN	5.300	8.7	8.8	8.9	8.9	8.9	8.866	8.9	8.7	8.800	8.866		14.166
20	441	van GERNER Celine	NED	5.300	9.0	8.9	9.0	8.8	8.9	8.933	9.0	9.0	9.000	8.933	.1 / .0 / .0	14.133
21	431	PIHAN-KULESZA Marta	POL	5.000	8.9	8.9	9.0	9.0	8.9	8.933	8.9	9.0	8.950	8.933		13.933
22	344	MALAUSSENA Aurelie	FRA	5.400	8.5	8.3	8.4	8.6	8.3	8.400	8.5	8.7	8.600	8.400		13.800
23	302	BRENNAN Ashleigh	AUS	5.500	8.0	7.6	7.8	7.7	7.7	7.733	8.0	7.8	7.900	7.733		13.233
24	355	WHELAN Hannah	GBR	0.000	0.0	0.0	0.0	0.0	0.0	0.000	0.0	0.0	0.000	0.000		0.000



North Greenwich Arena
North Greenwich Arena

THU 2 AUG 2012

Gymnastics Artistic

Gymnastique artistique

Women's Individual All-Around

Concours multiple individuel - femmes

Final - Vault

Saut de cheval - Finale



Individual Judges Scores

Scores individuels des juges



Rank	Bib	Name	NOC Code	D Score	Execution Jury (E)										Penalty L / T / O	Total
					E1	E2	E3	E4	E5	E Jury Score	ER1 Score	ER2 Score	ER Score	E Score		

LEGEND

* Reference score applied **D** Difficulty **E** Execution **Ex** Execution Judges (x=1-5) **ER** Execution Reference **ERx** Execution Reference Judges (x=1-2)
L Line **O** Other **Spec Ded** Specific apparatus deduction **T** Time **V** Vault number

Vault



Individual Judges Scores

Scores individuels des juges



Rank	Bib	Name	NOC Code	D Score	Execution Jury (E)										Penalty L / T / O	Total
					E1	E2	E3	E4	E5	E Jury Score	ER1 Score	ER2 Score	ER Score	E Score		
1	404	MUSTAFINA Aliya	RUS	7.000	9.2	9.2	9.0	9.0	9.1	9.100	9.1	9.2	9.150	9.100		16.100
2	403	KOMOVA Victoria	RUS	7.000	9.2	9.0	8.9	8.8	9.0	8.966	8.9	9.0	8.950	8.966		15.966
3	411	DOUGLAS Gabrielle	USA	6.600	8.7	9.4	9.1	9.1	9.2	9.133	9.1	8.9	9.000	9.133		15.733
4	365	SEITZ Elisabeth	GER	6.700	8.1	8.1	8.5	8.7	8.4	8.333	8.7	8.5	8.600	* 8.466		* 15.166
5	333	HUANG Qiushuang	CHN	6.600	8.4	8.7	8.4	8.5	8.9	8.533	8.6	8.5	8.550	8.533		15.133
6	353	TUNNEY Rebecca	GBR	6.400	8.3	8.6	8.7	8.6	8.6	8.600	8.7	8.4	8.550	8.600		15.000
7	441	van GERNER Celine	NED	6.200	8.7	8.9	8.9	8.7	8.7	8.766	8.6	8.8	8.700	8.766		14.966
8	383	TANAKA Rie	JPN	5.800	8.6	9.0	8.9	8.6	8.5	8.700	8.7	8.8	8.750	8.700		14.500
9	413	RAISMAN Alexandra	USA	5.900	8.3	8.6	8.4	8.6	8.3	8.433	8.3	8.4	8.350	8.433		14.333
9	431	PIHAN-KULESZA Marta	POL	5.700	8.8	8.6	8.6	8.7	8.6	8.633	8.7	8.4	8.550	8.633		14.333
11	384	TERAMOTO Asuka	JPN	6.300	8.0	8.2	7.7	8.0	8.0	8.000	7.9	8.3	8.100	8.000		14.300
12	331	DENG Linlin	CHN	6.100	8.5	8.2	8.1	8.1	8.2	8.166	8.1	8.3	8.200	8.166		14.266
13	393	IORDACHE Larisa Andreea	ROU	5.900	8.0	8.2	8.8	8.3	8.5	8.333	8.3	8.3	8.300	8.333		14.233
14	355	WHELAN Hannah	GBR	5.800	8.7	8.4	8.4	8.2	8.3	8.366	8.1	8.3	8.200	8.366		14.166
15	374	FERRARI Vanessa	ITA	5.800	8.2	8.1	8.4	7.8	8.4	8.233	8.3	8.4	8.350	8.233		14.033
16	303	LITTLE Emily	AUS	5.400	8.3	8.7	8.4	8.9	8.5	8.533	8.5	8.3	8.400	8.533		13.933
17	394	IZBASA Sandra Raluca	ROU	5.800	8.5	8.2	8.2	7.9	7.9	8.100	7.9	8.0	7.950	8.100		13.900
17	453	LOPEZ Jessica	VEN	5.300	8.7	8.6	8.7	8.2	8.5	8.600	8.7	8.5	8.600	8.600		13.900
19	323	PEGG Dominique	CAN	5.600	8.2	8.0	8.3	8.2	8.2	8.200	8.1	8.2	8.150	8.200		13.800
20	425	GOMEZ PORRAS Ana Sofia	GUA	5.800	7.5	8.5	8.3	7.3	8.0	7.933	7.9	8.0	7.950	7.933		13.733
21	433	STEINGRUBER Giulia	SUI	5.700	7.7	7.9	7.5	8.4	8.1	7.900	8.2	7.7	7.950	7.900		13.600
22	302	BRENNAN Ashleigh	AUS	5.400	8.4	8.1	8.2	8.1	8.0	8.133	8.3	8.5	8.400	8.133		13.533
23	373	FERLITO Carlotta	ITA	5.100	8.3	8.4	8.1	8.3	8.4	8.333	8.4	8.3	8.350	8.333		13.433
24	344	MALAUSSENA Aurelie	FRA	5.800	7.3	7.0	6.8	7.0	7.0	7.000	7.0	7.5	7.250	7.000		12.800



North Greenwich Arena
North Greenwich Arena

THU 2 AUG 2012

Gymnastics Artistic

Gymnastique artistique

Women's Individual All-Around

Concours multiple individuel - femmes

Final - Uneven Bars

Barres asymétriques - Finale



Individual Judges Scores

Scores individuels des juges



Rank	Bib	Name	NOC Code	D Score	Execution Jury (E)										Penalty L / T / O	Total
					E1	E2	E3	E4	E5	E Jury Score	ER1 Score	ER2 Score	ER Score	E Score		

LEGEND

* Reference score applied **D** Difficulty **E** Execution **Ex** Execution Judges (x=1-5) **ER** Execution Reference **ERx** Execution Reference Judges (x=1-2)
L Line **O** Other **Spec Ded** Specific apparatus deduction **T** Time



Uneven Bars



Individual Judges Scores

Scores individuels des juges



Rank	Bib	Name	NOC Code	Time	D Score	Execution Jury (E)										Penalty	Total
						E1	E2	E3	E4	E5	E Jury Score	ER1 Score	ER2 Score	ER Score	E Score	L / T / O	
1	411	DOUGLAS Gabrielle	USA	1:24	6.500	9.0	9.1	9.1	8.9	8.8	9.000	9.0	8.6	8.800	9.000		15.500
2	403	KOMOVA Victoria	RUS	1:17	6.400	9.4	8.7	8.9	8.9	9.0	8.933	9.2	9.1	9.150	* 9.041		* 15.441
3	331	DENG Linlin	CHN	1:24	6.400	9.0	8.8	9.0	8.8	8.9	8.900	8.9	8.6	8.750	8.900		15.300
4	393	IORDACHE Larisa Andreea	ROU	1:19	6.500	8.7	8.3	8.5	8.3	8.6	8.466	8.6	8.5	8.550	8.466		14.966
5	373	FERLITO Carlotta	ITA	1:21	6.100	8.6	8.5	8.6	8.8	8.9	8.666	8.7	8.4	8.550	8.666		14.766
6	374	FERRARI Vanessa	ITA	1:13	6.100	8.5	8.4	8.1	8.3	8.7	8.400	8.4	8.1	8.250	8.400		14.500
7	302	BRENNAN Ashleigh	AUS	1:23	5.900	8.5	8.5	8.5	8.2	8.5	8.500	8.5	8.6	8.550	8.500		14.400
7	394	IZBASA Sandra Raluca	ROU	1:08	5.700	8.6	8.5	8.8	8.7	8.9	8.700	8.7	8.2	8.450	8.700		14.400
9	384	TERAMOTO Asuka	JPN	1:16	5.700	8.7	8.8	8.3	8.4	8.7	8.600	8.5	8.6	8.550	8.600		14.300
10	413	RAISMAN Alexandra	USA	1:25	6.200	8.1	7.5	8.0	8.2	7.9	8.000	8.1	7.8	7.950	8.000		14.200
11	433	STEINGRUBER Giulia	SUI	1:15	5.800	8.4	8.2	8.5	8.3	8.4	8.366	8.3	8.2	8.250	8.366		14.166
12	333	HUANG Qiushuang	CHN	1:21	5.900	8.4	8.1	8.2	8.1	8.7	8.233	8.5	8.4	8.450	8.233		14.133
12	441	van GERNER Celine	NED	1:19	5.900	8.5	8.2	8.3	8.2	8.0	8.233	8.3	8.3	8.300	8.233		14.133
14	365	SEITZ Elisabeth	GER	1:14	5.600	8.2	8.1	8.5	8.0	8.3	8.200	8.0	7.9	7.950	8.200		13.800
15	355	WHELAN Hannah	GBR	1:10	5.700	8.1	8.1	7.8	7.7	8.2	8.000	8.2	7.8	8.000	8.000		13.700
15	383	TANAKA Rie	JPN	1:25	5.500	8.2	8.3	8.1	8.3	8.0	8.200	8.2	8.3	8.250	8.200		13.700
17	303	LITTLE Emily	AUS	1:09	5.500	8.1	8.3	8.2	8.2	8.0	8.166	8.0	7.9	7.950	8.166		13.666
18	404	MUSTAFINA Aliya	RUS	1:21	6.100	7.5	7.6	7.5	7.4	7.6	7.533	7.8	7.7	7.750	7.533		13.633
19	323	PEGG Dominique	CAN	1:14	5.100	7.8	8.0	8.2	8.3	8.0	8.066	8.1	7.8	7.950	8.066		13.166
20	353	TUNNEY Rebecca	GBR	1:21	5.100	8.3	7.4	7.8	8.1	8.2	8.033	7.9	8.2	8.050	8.033		13.133
20	425	GOMEZ PORRAS Ana Sofia	GUA	1:15	5.800	7.4	7.3	7.5	7.3	7.0	7.333	7.3	6.9	7.100	7.333		13.133
22	453	LOPEZ Jessica	VEN	1:15	5.500	7.3	7.4	7.8	7.4	7.7	7.500	7.5	7.1	7.300	7.500		13.000
23	431	PIHAN-KULESZA Marta	POL	1:26	5.600	7.3	7.1	7.5	7.4	7.3	7.333	7.5	6.8	7.150	7.333		12.933
24	344	MALAUSSENA Aurelie	FRA	1:07	5.800	6.3	6.2	6.4	6.3	6.1	6.266	6.2	5.4	5.800	6.266		12.066



North Greenwich Arena
North Greenwich Arena

THU 2 AUG 2012

Gymnastics Artistic

Gymnastique artistique

Women's Individual All-Around

Concours multiple individuel - femmes

Final - Beam

Poutre - Finale



Individual Judges Scores

Scores individuels des juges



Rank	Bib	Name	NOC Code	Time	D Score	Execution Jury (E)									Penalty L / T / O	Total
						E1	E2	E3	E4	E5	E Jury Score	ER1 Score	ER2 Score	ER Score		

LEGEND

* Reference score applied **D** Difficulty **E** Execution **Ex** Execution Judges (x=1-5) **ER** Execution Reference **ERx** Execution Reference Judges (x=1-2)
L Line **O** Other **Spec Ded** Specific apparatus deduction **T** Time

 Beam



Tie - Break Report
Rapport de tie-break

Rank	Bib Name	NOC Code	Total	Sum of best scores				
				4	3	2	1	
3	404 MUSTAFINA Aliya	RUS	59.566	Sum of best scores	45.933			
				Sum of Execution scores				
				Sum of Difficulty scores				
4	413 RAISMAN Alexandra	USA	59.566	Sum of best scores	45.366			
				Sum of Execution scores				
				Sum of Difficulty scores				

NOTES

Tie-break rules

Ties will be broken by the following criteria:

1. The highest sum of the final apparatus scores (i.e. add the total of the 3, 2, 1 of the highest final apparatus scores)
2. The highest total Execution score by adding all apparatus
3. The highest total Difficulty score by adding all apparatus
4. If the gymnasts remain tied they will share the same classification

The underline mark indicates where the tie was broken



Results Summary
Synthèse des résultats



Rank	Bib	Name	NOC Code	Total
1	394	IZBASA Sandra Raluca	ROU	15.191
2	412	MARONEY Mc Kayla	USA	15.083
3	405	PASEKA Maria	RUS	15.050
4	361	BERGER Janine	GER	15.016
5	363	CHUSOVITINA Oksana	GER	14.783
6	422	PENA ABREU Yamilet	DOM	14.516
7	324	ROGERS Brittany	CAN	14.483
8	321	BLACK Elisabeth	CAN	0.000



Rank	Bib	Name	NOC Code	Total
1	404	MUSTAFINA Aliya	RUS	16.133
2	332	HE Kexin	CHN	15.933
3	354	TWEDDLE Elizabeth	GBR	15.916
4	335	YAO Jinnan	CHN	15.766
5	403	KOMOVA Victoria	RUS	15.666
6	365	SEITZ Elisabeth	GER	15.266
7	385	TSURUMI Koko	JPN	14.966
8	411	DOUGLAS Gabrielle	USA	14.900



Rank	Bib	Name	NOC Code	Total
1	331	DENG Linlin	CHN	15.600
2	334	SUI Lu	CHN	15.500
3	413	RAISMAN Alexandra	USA	15.066
4	395	PONOR Catalina	ROU	15.066
5	401	AFANASEVA Kseniia	RUS	14.583
6	393	IODACHE Larisa Andreea	ROU	14.200
7	411	DOUGLAS Gabrielle	USA	13.633
8	403	KOMOVA Victoria	RUS	13.166



Rank	Bib	Name	NOC Code	Total
1	413	RAISMAN Alexandra	USA	15.600
2	395	PONOR Catalina	ROU	15.200
3	404	MUSTAFINA Aliya	RUS	14.900
4	374	FERRARI Vanessa	ITA	14.900
5	305	MITCHELL Lauren	AUS	14.833
6	401	AFANASEVA Kseniia	RUS	14.566
7	415	WIEBER Jordyn	USA	14.500
8	394	IZBASA Sandra Raluca	ROU	13.333

LEGEND			
	Vault		Uneven Bars
	Beam		Floor



North Greenwich Arena
North Greenwich Arena

TUE 7 AUG 2012

Gymnastics Artistic
Gymnastique artistique

Women's Apparatus
Agrès - femmes

Final - Floor Exercise
Exercices au sol - Finale



Individual Judges Scores
Scores individuels des juges



Rank	Bib	Name	NOC Code	Time	D Score	Execution Jury (E)										Penalty	Total
						E1	E2	E3	E4	E5	E Jury Score	ER1 Score	ER2 Score	ER Score	E Score	L / T / O	
1	413	RAISMAN Alexandra	USA	1:28	6.500	9.0	9.2	9.3	9.0	9.1	9.100	9.0	9.0	9.000	9.100		15.600
2	395	PONOR Catalina	ROU	1:28	6.200	9.2	9.1	8.5	9.3	9.3	9.200	8.7	8.9	8.800	* 9.000		* 15.200
3	404	MUSTAFINA Aliya	RUS	1:29	5.900	9.0	9.0	9.3	9.0	8.9	9.000	9.2	8.7	8.950	9.000		14.900
4	374	FERRARI Vanessa	ITA	1:29	6.200	8.9	8.6	8.6	8.8	8.7	8.700	8.6	8.7	8.650	8.700		14.900
5	305	MITCHELL Lauren	AUS	1:30	6.400	8.3	8.3	8.7	8.4	8.6	8.433	8.2	8.2	8.200	8.433		14.833
6	401	AFANASEVA Kseniia	RUS	1:28	6.100	8.6	8.6	8.8	8.6	8.9	8.666	8.8	8.8	8.800	8.666	.2 / .0 / .0	14.566
7	415	WIEBER Jordyn	USA	1:28	6.100	8.1	8.3	8.8	8.7	8.5	8.500	8.5	8.6	8.550	8.500	.1 / .0 / .0	14.500
8	394	IZBASA Sandra Raluca	ROU	1:29	5.600	8.0	7.7	8.2	7.9	8.2	8.033	7.5	8.0	7.750	8.033	.3 / .0 / .0	13.333

LEGEND

* Reference score applied D Difficulty E Execution Ex Execution Judges (x=1-5) ER Execution Reference ERx Execution Reference Judges (x=1-2)
L Line O Other Spec Ded Specific apparatus deduction T Time

Floor



North Greenwich Arena
North Greenwich Arena

MON 6 AUG 2012

Gymnastics Artistic

Gymnastique artistique

Women's Apparatus

Agrès - femmes

Final - Uneven Bars

Barres asymétriques - Finale



Individual Judges Scores

Scores individuels des juges



Rank	Bib	Name	NOC Code	D Score	Execution Jury (E)										Penalty L / T / O	Total
					E1	E2	E3	E4	E5	E Jury Score	ER1 Score	ER2 Score	ER Score	E Score		
1	404	MUSTAFINA Aliya	RUS	7.000	9.2	9.1	9.1	9.3	9.1	9.133	9.2	9.1	9.150	9.133		16.133
2	332	HE Kexin	CHN	7.100	8.8	9.0	8.9	8.8	8.7	8.833	8.7	8.8	8.750	8.833		15.933
3	354	TWEDDLE Elizabeth	GBR	7.000	9.1	8.8	9.1	9.0	9.0	9.033	8.9	8.7	8.800	* 8.916		* 15.916
4	335	YAO Jinnan	CHN	6.800	9.1	8.8	9.0	8.9	9.0	8.966	9.1	8.5	8.800	8.966		15.766
5	403	KOMOVA Victoria	RUS	7.000	8.6	8.4	9.0	8.5	8.9	8.666	8.8	8.6	8.700	8.666		15.666
6	365	SEITZ Elisabeth	GER	6.700	8.5	8.7	8.5	8.6	8.6	8.566	8.6	8.5	8.550	8.566		15.266
7	385	TSURUMI Koko	JPN	6.400	8.2	8.7	8.6	8.6	8.5	8.566	8.7	8.4	8.550	8.566		14.966
8	411	DOUGLAS Gabrielle	USA	6.300	8.9	8.6	8.4	8.8	8.4	8.600	8.5	8.8	8.650	8.600		14.900

LEGEND

* Reference score applied D Difficulty E Execution Ex Execution Judges (x=1-5) ER Execution Reference ERx Execution Reference Judges (x=1-2)
L Line O Other Spec Ded Specific apparatus deduction T Time



Uneven Bars



North Greenwich Arena
North Greenwich Arena

TUE 7 AUG 2012

Gymnastics Artistic
Gymnastique artistique

Women's Apparatus
Agrès - femmes

Final - Beam
Poutre - Finale



Individual Judges Scores
Scores individuels des juges



Rank	Bib	Name	NOC Code	Time	D Score	Execution Jury (E)										Penalty	Total
						E1	E2	E3	E4	E5	E Jury Score	ER1 Score	ER2 Score	ER Score	E Score	L / T / O	
1	331	DENG Linlin	CHN	1:27	6.600	8.8	9.0	9.0	9.0	9.0	9.000	9.1	9.1	9.100	9.000		15.600
2	334	SUI Lu	CHN	1:24	6.500	9.0	9.0	8.9	9.0	9.1	9.000	9.0	9.2	9.100	9.000		15.500
3	413	RAISMAN Alexandra	USA	1:26	6.300	8.7	8.9	8.8	8.4	8.8	8.766	8.8	8.6	8.700	8.766		15.066
4	395	PONOR Catalina	ROU	1:18	6.600	8.7	8.7	8.3	8.3	8.4	8.466	8.3	8.5	8.400	8.466		15.066
5	401	AFANASEVA Kseniia	RUS	1:16	5.800	8.7	8.5	8.8	8.7	8.6	8.666	8.9	8.9	8.900	* 8.783		* 14.583
6	393	IORDACHE Larisa Andreea	ROU	1:20	6.400	7.5	8.0	7.8	7.9	7.7	7.800	8.0	8.0	8.000	7.800		14.200
7	411	DOUGLAS Gabrielle	USA	1:29	6.000	7.8	7.7	7.5	7.7	7.5	7.633	7.5	7.6	7.550	7.633		13.633
8	403	KOMOVA Victoria	RUS	1:20	6.200	7.1	7.0	6.7	7.0	6.9	6.966	7.0	7.0	7.000	6.966		13.166

LEGEND

* Reference score applied D Difficulty E Execution Ex Execution Judges (x=1-5) ER Execution Reference ERx Execution Reference Judges (x=1-2)
L Line O Other Spec Ded Specific apparatus deduction T Time

Beam



North Greenwich Arena
North Greenwich Arena

SUN 5 AUG 2012

Gymnastics Artistic
Gymnastique artistique

Women's Apparatus
Agrès - femmes

Final - Vault
Saut de cheval - Finale



Individual Judges Scores
Scores individuels des juges



Rank	Bib	Name	NOC Code	V	D Score	Execution Jury (E)										Penalty L / T / O	Vault 1 Vault 2	Spec Ded	Total
						E1	E2	E3	E4	E5	E Jury Score	ER1 Score	ER2 Score	ER Score	E Score				
1	394	IZBASA Sandra Raluca	ROU	1	6.100	9.4	9.3	9.4	9.3	9.5	9.366	9.3	9.1	9.200	* 9.283	* 15.383		* 15.191	
					2	5.800	9.1	9.2	9.2	9.2	9.200	9.2	9.3	9.250	9.200			15.000	
2	412	MARONEY Mc Kayla	USA	1	6.500	9.6	9.7	9.8	9.7	9.4	9.666	9.7	9.6	9.650	9.666	.3 / .0 / .0	15.866	15.083	
					2	6.100	8.4	8.1	8.2	8.0	8.3	8.200	8.5	8.2	8.350	8.200	14.300		
3	405	PASEKA Maria	RUS	1	6.500	8.8	9.0	9.0	8.9	8.7	8.900	9.1	8.8	8.950	8.900		15.400	15.050	
					2	5.600	9.1	9.2	9.1	9.0	9.1	9.100	9.1	9.1	9.100	9.100	14.700		
4	361	BERGER Janine	GER	1	6.300	8.9	9.0	8.8	8.8	8.5	8.833	8.9	8.8	8.850	8.833		15.133	15.016	
					2	6.000	9.1	8.9	8.9	8.8	8.9	8.900	8.9	8.9	8.900	8.900	14.900		
5	363	CHUSOVITINA Oksana	GER	1	6.300	8.9	8.5	8.7	8.9	8.8	8.800	8.7	8.5	8.600	8.800		15.100	14.783	
					2	5.500	8.9	8.9	9.0	9.1	9.0	8.966	9.0	8.8	8.900	8.966	14.466		
6	422	PENA ABREU Yamilet	DOM	1	7.100	7.2	8.0	7.7	7.8	7.0	7.566	7.8	7.6	7.700	7.566	.1 / .0 / .0	14.566	14.516	
					2	5.800	8.7	8.8	8.6	8.7	8.6	8.666	8.6	8.6	8.600	8.666	14.466		
7	324	ROGERS Brittany	CAN	1	5.800	8.8	9.0	9.0	9.0	8.9	8.966	8.9	8.7	8.800	8.966		14.766	14.483	
					2	5.600	8.6	8.6	8.8	8.6	8.6	8.600	8.8	8.5	8.650	8.600	14.200		
8	321	BLACK Elisabeth	CAN	1	0.000	0.0	0.0	0.0	0.0	0.0	0.000	0.0	0.0	0.000	0.000		0.000	0.000	
					2	0.000	0.0	0.0	0.0	0.0	0.0	0.000	0.0	0.0	0.000	0.000	0.000		

LEGEND

* Reference score applied D Difficulty E Execution Ex Execution Judges (x=1-5) ER Execution Reference ERx Execution Reference Judges (x=1-2)
L Line O Other Spec Ded Specific apparatus deduction T Time V Vault number

Vault



North Greenwich Arena
North Greenwich Arena

TUE 7 AUG 2012

Gymnastics Artistic
Gymnastique artistique

Women's Floor Exercise
Exercices au sol - femmes

Final
Finale



Tie - Break Report

Rapport de tie-break



Rank	Bib	Name	NOC Code	Total	Execution Score	Difficulty Score
3	404	MUSTAFINA Aliya	RUS	14.900	9.000	
4	374	FERRARI Vanessa	ITA	14.900	8.700	

NOTES

Tie-break rules

Ties will be broken by the following criteria:

1. The highest Execution score
2. The highest Difficulty score
3. If the gymnasts remain tied they will share the same classification

The underline mark indicates where the tie was broken

LEGEND



Floor



North Greenwich Arena
North Greenwich Arena

TUE 7 AUG 2012

Gymnastics Artistic
Gymnastique artistique

Women's Beam
Poutre - femmes

Final
Finale



Tie - Break Report

Rapport de tie-break



Rank	Bib	Name	NOC Code	Total	Execution Score	Difficulty Score
3	413	RAISMAN Alexandra	USA	15.066	8.766	
4	395	PONOR Catalina	ROU	15.066	8.466	

NOTES

Tie-break rules

Ties will be broken by the following criteria:

1. The highest Execution score
2. The highest Difficulty score
3. If the gymnasts remain tied they will share the same classification

The underline mark indicates where the tie was broken

LEGEND

 Beam