

2016 Pacific Rim Championships

Team Results

Apr 8-10, 2016







Page: 1

Printed: 4/8/2016 9:43 PM

Men / All Levels

Session: M1,M2

Competition I / II

Rank	Country	Score						
1	United States	355.950	58.800	59.100	60.750	59.300	60.650	57.350
			1	2	1	1	1	1
	67 Jacob Dalton		15.600		15.000	14.400		14.300
	71 Eddie Penev		15.600	14.650		15.100		14.100
	69 Alex Naddour		14.050	15.000		14.650	14.750	
	68 Sam Mikulak		13.550	15.100	14.850	15.150	15.100	
	72 Donnell Whittenburg			14.350	15.700		15.600	14.300
	70 John Orozco				15.200		15.200	14.650
2	China	347.400	56.550	60.200	58.150	58.750	59.600	54.150
			2	1	2	2	2	4
	28 Jile Mu		15.200					
	27 Baisen Gu		14.400	14.950	14.100	14.600		13.750
	26 Weifeng Cai		13.850	14.750	14.900	14.550	15.550	13.850
	29 Peng Wang		13.100		14.250	15.150	14.650	
	31 Jingyuan Zou			15.450		14.450	15.400	13.450
	30 Xiaoming Wu			15.050	14.900		14.000	13.100
3	Canada	333.200	55.650	58.050	54.750	56.800	53.500	54.450
			4	3	4	4	6	3
	16 Damien Cachia		14.700	15.000	14.650	14.600		
	21 Joel Gagnon		14.400			14.150	12.850	
	18 Aaron Mah		14.050		13.300	13.950	13.300	13.700
	17 Justin Karstadt		12.500	14.600	13.150	14.100	14.100	13.700
	19 Scott Nabata			14.600			13.250	13.800
	20 *Anthony Tawfik			13.850	13.650			13.250
4	Japan	330.800	56.000	51.900	55.850	56.600	55.600	54.850
			3	7	3	5	4	2
	51 Naoki Yamane		14.450	12.750	14.350	14.650	13.800	14.000
	50 *Kosuke Wakasa		14.000	13.150		13.700	13.850	13.450
	49 Yujiro Terachi		13.850		14.350		13.950	
	48 *Ryuto Sako		13.700	13.150	13.500	13.850	14.000	13.800
	46 *Kanta Amano			12.850	13.650	14.400		13.600
5	Australia	318.650	49.950	53.600	53.350	56.850	54.800	50.100
			9	5	6	3	5	5
	12 Mitchell Morgans		13.650		13.250	14.200	13.450	10.100
	13 Christopher Remkes		12.450	13.350	12.450	14.250		
	14 Luke Wadsworth		12.100	14.100	13.550	14.400	13.850	13.250
	11 Michael Mercieca		11.750	13.900	14.100	14.000	14.350	13.550
	10 Scott Costin			12.250			13.150	13.200

2016 Pacific Rim Championships

Team Results

Apr 8-10, 2016







Page: 2

Printed: 4/8/2016 9:43 PM

Men / All Levels

Session: M1,M2

Competition I / II

Rank	Country	Score						
6T	Colombia	317.850	52.450	50.750	53.900	55.050	56.550	49.150
			7	8	5	8	3	7
	34 Carlos Calvo		13.800	13.450	14.450	14.100	14.750	13.850
	36 *Jose David Toro		13.400	10.700	12.400	14.450	13.050	
	37 *Michael Vargas		13.250			12.450		12.050
	33 Javier Sandoval		12.000	13.750	14.750	14.050	15.450	12.500
	35 *Jose Manuel Martinez			12.850	12.300		13.300	10.750
6T	Chinese Taipei	317.850	53.000	55.550	52.150	55.550	52.000	49.600
			6	4	7	7	7	6
	65 Shin-Tung Hung		13.900		13.200	13.650		12.200
	62 Mao-Hua Chiu		13.350	13.850	13.050	14.400	12.550	12.300
	66 *Alan Shiao		13.150	14.100	12.500	14.450	12.600	12.050
	63 *Shih Yen Fang		12.600	13.600			13.150	
	64 Ko-Chiang Huang			14.000	13.400	13.050	13.700	13.050
8	New Zealand	274.450	50.800	53.050	38.900	41.400	51.650	38.650
			8	6	10	11	8	10
	55 Devy Dyson		13.500	13.500	14.150	13.300	11.950	13.550
	54 *Ethan Dick		12.950	13.150	12.550	13.950	12.500	12.500
	53 David Bishop		12.850	13.100	12.200	14.150	13.250	12.600
	56 Callum Phillips		11.500	13.300			13.950	
9	Philippines	273.950	54.250	43.550	34.850	55.600	50.550	35.150
			5	9	11	6	9	11
	58 Reyland Capellan		14.150			13.750		
	61 *Carlos Edriel Yulo		14.100	12.200	13.350	14.750	13.850	12.950
	57 Rafael Ablaza		13.250	10.100		12.950	11.800	
	60 *John Mathew Vergara		12.750	8.500	9.750		12.050	10.350
	59 Jan Gwynn Timbang			12.750	11.750	14.150	12.850	11.850
10	Chile	272.700	45.150	41.600	45.500	51.650	46.250	42.550
			11	10	8	9	11	9
	22 Daniel Basilio		12.400	10.450	11.250	13.250	11.300	8.950
	24 Ignacio Pizarro		12.350	11.050	11.750	12.350	11.850	11.600
	25 *Ignacio Varas		10.900	9.700	11.400	13.600	11.450	10.950
	23 *Francisco Perez		9.500	10.400	11.100	12.450	11.650	11.050

2016 Pacific Rim Championships

Team Results

Apr 8-10, 2016







Page: 3

Printed: 4/8/2016 9:43 PM

Men / All Levels

Session: M1,M2

Competition I / II

Rank	Country	Score						
11	Hong Kong	267.600	47.650	36.050	40.500	51.400	48.550	43.450
			10	11	9	10	10	8
44	*Ka Ki Ng		12.450	5.100	10.500	12.050		9.950
45	*Chun Hei Vincent Wong		11.950	9.050	9.950	11.500	11.650	
40	*O Long Andrew Fung		11.950		10.100		11.350	
42	Man Hin Frankie Lee		11.300	9.750	9.950	13.100		10.600
43	*Feng Julian Mui			12.150			12.900	11.950
41	Man Hin Jim					14.750	12.650	10.950