

2016 Winter Cup Prelims







Meet Results

Feb 18, 2016

Men / SR

Session: 1







Judge's Signatures

Rank	Num	Name	Gym							AA
1	36	Kanji Oyama	Univ Oklahoma	Diff: 6.200 Exec: 8.250 ND: Final: 14.450 Place: 1T	5.700 8.350	6.000 8.800	5.600 8.950	5.800 8.500	5.600 7.500	85.150 1
2	9	Grant Breckenridge	Stanford	Diff: 5.200 Exec: 9.000 ND: Final: 14.200 Place: 4	4.600 9.050	4.700 8.850	5.200 9.150	5.500 9.200	5.700 8.550	84.700 2
3	6	Levi Anderson	Univ Oklahoma	Diff: 6.200 Exec: 8.150 ND: Final: 14.350 Place: 3	5.400 8.150	5.200 7.950	5.200 9.400	5.400 8.250	5.800 7.850	82.950 3
4	90	Matthew Wenske	Cypress Academy	Diff: 6.200 Exec: 7.600 ND: Final: 13.800 Place: 9T	4.400 8.650	5.000 9.050	6.000 9.050	5.700 8.600	4.900 7.350	82.400 4
5	8	Jack Boyle	Univ Iowa	Diff: 5.400 Exec: 8.150 ND: Final: 13.550 Place: 13	5.000 8.200	6.200 7.650	4.800 8.850	6.000 8.200	6.200 7.700	82.250 5
6	81	Drew Moling	Ohio State	Diff: 5.100 Exec: 7.600 ND: Final: 12.700 Place: 26	5.400 7.450	6.300 8.050	5.600 8.800	6.000 8.050	5.700 8.100	82.150 6
7	71	Andrew Bitner	Gymnastix Trn Ctr	Diff: 5.500 Exec: 8.350 ND: Final: 13.850 Place: 7T	5.100 7.700	4.700 8.750	5.200 9.000	4.900 8.600	4.700 8.350	80.850 7
8	37	Matthew Loochtan	Univ Iowa	Diff: 6.000 Exec: 8.450 ND: Final: 14.450 Place: 1T	4.500 8.450	6.000 8.150	5.200 9.500	5.200 7.400	5.100 6.400	80.350 8
9	77	Andrew Brower	US Gym Dev Ctr II	Diff: 5.200 Exec: 7.450 ND: Final: 12.650 Place: 27T	5.200 8.950	5.100 8.250	4.400 8.800	4.900 8.750	4.800 8.400	80.200 9
10	48	Jordan King	Univ Nebraska	Diff: 5.300 Exec: 8.000 ND: Final: 13.300 Place: 16	5.800 8.650	5.200 8.550	4.800 9.050	5.300 8.400	5.000 5.850	79.800 10

2016 Winter Cup Prelims

Meet Results







Feb 18, 2016

Rank	Num	Name	Gym							AA
11	44	Anthony McCallum II	Univ Michigan	Diff: 5.600	5.100	5.700	6.000	6.100	5.100	
				Exec: 7.000	5.850	7.650	9.400	8.100	7.900	
				ND:						
				Final: 12.600	10.950	13.350	15.400	14.200	13.000	79.500
				Place: 29	34T	13T	1	4T	19	11
12	62	Andrew Herrador	West Coast Olympic	Diff: 5.600	4.400	4.600	4.800	4.300	4.800	
				Exec: 8.000	8.300	8.000	9.350	8.500	8.450	
				ND:						
				Final: 13.600	12.700	12.600	14.150	12.800	13.250	79.100
				Place: 12	21	25T	20	23	13	12
13	72	Brennan Pantazis	Gym Nevada	Diff: 6.100	5.200	5.300	5.200	5.300	4.900	
				Exec: 8.050	6.350	7.800	9.150	7.250	7.900	
				ND: -0.300						
				Final: 13.850	11.550	13.100	14.350	12.550	12.800	78.200
				Place: 7T	32T	17	13*	26	20T	13
14	42	Alex Diab	Univ Illinois	Diff: 6.300	4.300	6.300	5.200	5.200	5.300	
				Exec: 7.550	6.050	8.300	9.100	8.750	5.800	
				ND: -0.100			-0.100			
				Final: 13.750	10.350	14.600	14.200	13.950	11.100	77.950
				Place: 11	38	2	17T	7	37	14
15	52	Alexei Vernyi	Cypress Academy	Diff: 5.900	4.700	4.700	5.600	4.800	4.800	
				Exec: 8.000	7.800	8.300	7.900	8.500	7.400	
				ND: -0.400			-0.100			
				Final: 13.500	12.500	13.000	13.400	13.300	12.200	77.900
				Place: 14	23	18T	31	15T	31	15
16	60	Bailey Perez	Premier Gym	Diff: 5.800	4.500	4.700	5.200	4.800	4.800	
				Exec: 7.650	7.050	7.600	9.100	8.400	7.850	
				ND:						
				Final: 13.450	11.550	12.300	14.300	13.200	12.650	77.450
				Place: 15	32T	34	15	19T	23	16
17	66	Davis Grooms	Champions Gym	Diff: 5.500	5.400	5.300	5.200	5.300	4.800	
				Exec: 5.700	8.400	8.650	8.400	8.450	6.900	
				ND: -0.700						
				Final: 10.500	13.800	13.950	13.600	13.750	11.700	77.300
				Place: 36	6	8	27T	8	34	17
18	58	Jacob Light	Parkettes	Diff: 5.500	4.700	5.100	5.200	4.700	4.200	
				Exec: 7.800	6.950	7.700	9.150	7.800	8.300	
				ND: -0.100			-0.100			
				Final: 13.200	11.650	12.800	14.250	12.500	12.500	76.900
				Place: 17T	29T	22T	16	27	25T	18
19	67	Timothy Kutyla	US Gym Dev Ctr II	Diff: 5.500	4.500	4.700	4.400	4.800	4.700	
				Exec: 7.300	8.050	6.800	8.950	8.450	8.500	
				ND:						
				Final: 12.800	12.550	11.500	13.350	13.250	13.200	76.650
				Place: 22T	22	39	32	18	14T	19
20	96	Thomas Hanson	Arizona State	Diff: 5.700	4.000	4.600	4.800	4.000	5.200	
				Exec: 7.400	7.700	8.400	9.050	8.200	7.300	
				ND: -0.200						
				Final: 12.900	11.700	13.000	13.850	12.200	12.500	76.150
				Place: 21	27T	18T	23	30	25*	20

2016 Winter Cup Prelims

Meet Results







Feb 18, 2016

Rank	Num	Name	Gym							AA
21	65	Evan Hymanson	Monmouth Gym	Diff: 5.900	4.700	5.000	4.400	5.200	5.400	
				Exec: 7.300	6.000	7.450	9.200	7.250	8.200	
				ND: -0.100						
				Final: 13.100	10.700	12.450	13.600	12.450	13.600	75.900
				Place: 19	36	29T	27T	28	10	21
22	68	Mitchell Brown	DeVeau's School	Diff: 4.400	4.700	4.500	5.200	4.600	4.500	
				Exec: 8.150	8.700	8.050	7.850	8.000	7.400	
				ND:			-0.300			
				Final: 12.550	13.400	12.550	12.750	12.600	11.900	75.750
				Place: 30	12	27T	34	24T	32	22
23	75	Blake Sun	Alamo Gym	Diff: 4.300	5.000	4.900	4.400	5.500	3.900	
				Exec: 7.750	8.600	7.000	9.400	6.200	8.450	
				ND: -0.300						
				Final: 11.750	13.600	11.900	13.800	11.700	12.350	75.100
				Place: 33	8	36	24	33	28*	23
24T	57	Connor Lewis	Integrity Gym	Diff: 5.200	3.900	4.400	5.200	5.200	4.600	
				Exec: 7.550	6.750	8.400	9.350	6.300	8.000	
				ND:						
				Final: 12.750	10.650	12.800	14.550	11.500	12.600	74.850
				Place: 24T	37	22T	9	36T	24	24T
24T	80	Douglass Johnson	SoCal United	Diff: 5.300	4.100	4.900	5.200	5.800	4.700	
				Exec: 7.500	7.550	6.850	8.950	7.500	6.600	
				ND:			-0.100			
				Final: 12.800	11.650	11.750	14.050	13.300	11.300	74.850
				Place: 22T	29T	38	21	15T	36	24T
26	94	Daniel Yoon	SCATS Gym	Diff: 4.900	4.700	4.800	4.400	4.800	4.500	
				Exec: 8.300	7.000	7.800	8.050	6.950	8.200	
				ND:						
				Final: 13.200	11.700	12.600	12.450	11.750	12.700	74.400
				Place: 17T	27T	25T	35	32	22	26
27	78	Max Andryushchenko	Lakeshore Academy	Diff: 5.500	4.900	5.100	5.200	4.900	5.300	
				Exec: 6.450	6.950	7.350	9.000	5.600	8.000	
				ND:						
				Final: 11.950	11.850	12.450	14.200	10.500	13.300	74.250
				Place: 32	26	29T	17*	38	12	27
28	74	Ethan Esval	The Atlanta School	Diff: 4.800	4.500	4.600	3.600	3.500	4.200	
				Exec: 7.500	8.650	7.650	7.850	8.400	8.850	
				ND: -0.600						
				Final: 11.700	13.150	12.250	11.450	11.900	13.050	73.500
				Place: 34	14T	35	37	31	17T	28
29	25	Michael Burns	Penn State	Diff: 0.000	5.500	5.300	4.400	5.800	5.700	
				Exec: 0.000	8.050	7.150	9.150	7.400	8.150	
				ND:						
				Final: 0.000	13.550	12.450	13.550	13.200	13.850	66.600
				Place: 37*	9T	29T	29T	19T	5T	29
30	79	Josh Zeal	Buffalo Grove	Diff: 5.000	4.400	0.000	4.800	4.800	4.200	
				Exec: 8.050	8.400	0.000	9.200	7.550	7.650	
				ND:						
				Final: 13.050	12.800	0.000	14.000	12.350	11.850	64.050
				Place: 20	19T	40*	22	29	33	30

2016 Winter Cup Prelims

Meet Results

Feb 18, 2016

Rank	Num	Name	Gym							AA
31	59	Joshua Martin	Aerial Gym	Diff: 5.200	4.000	4.400	5.600	4.200	0.000	
				Exec: 7.050	7.600	8.050	8.150	7.350	0.000	
				ND: _____	_____	_____	-0.100	_____	_____	
				Final: 12.250	11.600	12.450	13.650	11.550	0.000	61.500
				Place: 31	31	29T	26	35	39*	31
32	91	Taylor Seaton	Stanford	Diff: 6.100	0.000	5.300	5.600	0.000	5.800	
				Exec: 7.700	0.000	9.000	9.600	0.000	8.250	
				ND: _____	_____	_____	_____	_____	_____	
				Final: 13.800	0.000	14.300	15.200	0.000	14.050	57.350
				Place: 9T	39*	5	2	39*	3	32
33	93	Zach Liebler	Univ Minnesota	Diff: 5.900	0.000	5.500	5.600	0.000	5.200	
				Exec: 8.550	0.000	7.050	9.200	0.000	8.600	
				ND: -0.300	_____	_____	_____	_____	_____	
				Final: 14.150	0.000	12.550	14.800	0.000	13.800	55.300
				Place: 5	39*	27T	5	39*	7T	33
34	46	Timothy Wang	Air Force	Diff: 0.000	6.100	5.900	0.000	5.600	5.800	
				Exec: 0.000	8.550	7.450	0.000	7.400	8.050	
				ND: _____	_____	_____	_____	_____	_____	
				Final: 0.000	14.650	13.350	0.000	13.000	13.850	54.850
				Place: 37*	2	13T	38*	22	5T	34
35	84	Tristan Duverglas	Penn State	Diff: 5.400	0.000	6.300	6.000	5.800	0.000	
				Exec: 7.550	0.000	6.100	9.200	5.850	0.000	
				ND: -0.300	_____	_____	-0.100	_____	_____	
				Final: 12.650	0.000	12.400	15.100	11.650	0.000	51.800
				Place: 27T	39*	33	3	34	39*	35
36	53	Anton Vorona	TAG USA Gym	Diff: 0.000	4.500	4.500	0.000	4.400	3.900	
				Exec: 0.000	7.400	8.300	0.000	7.100	8.450	
				ND: _____	_____	_____	_____	_____	_____	
				Final: 0.000	11.900	12.800	0.000	11.500	12.350	48.550
				Place: 37*	25	22T	38*	36T	28*	36
37	47	Ellis Mannon	Univ Minnesota	Diff: 0.000	6.000	0.000	5.200	5.700	0.000	
				Exec: 0.000	8.700	0.000	9.550	7.600	0.000	
				ND: _____	_____	_____	_____	_____	_____	
				Final: 0.000	14.700	0.000	14.750	13.300	0.000	42.750
				Place: 37*	1	40*	6	15T	39*	37
38	83	Michael Deitz	William & Mary	Diff: 5.400	0.000	0.000	4.800	0.000	5.100	
				Exec: 8.550	0.000	0.000	9.600	0.000	9.000	
				ND: _____	_____	_____	_____	_____	_____	
				Final: 13.950	0.000	0.000	14.400	0.000	14.100	42.450
				Place: 6	39*	40*	11T	39*	2	38
39	35	Brian Knott	Stanford	Diff: 0.000	5.500	0.000	0.000	6.000	4.700	
				Exec: 0.000	7.650	0.000	0.000	7.100	8.100	
				ND: _____	_____	_____	_____	_____	_____	
				Final: 0.000	13.150	0.000	0.000	13.100	12.800	39.050
				Place: 37*	14T	40*	38*	21	20T	39
40	85	Alex Johnson	Ohio State	Diff: 5.500	0.000	0.000	0.000	5.700	5.700	
				Exec: 6.100	0.000	0.000	0.000	7.800	7.700	
				ND: _____	_____	_____	_____	_____	_____	
				Final: 11.600	0.000	0.000	0.000	13.500	13.400	38.500
				Place: 35	39*	40*	38*	12T	11	40







2016 Winter Cup Prelims

Meet Results

Feb 18, 2016

Page: 5
Printed: 2/18/2016 3:55 PM

Men / SR
Session: 1

Rank	Num	Name	Gym								AA
41	70	Addison Chung	New England Sports	Diff:	0.000	4.900	4.600	0.000	4.700	0.000	
				Exec:	0.000	7.450	7.250	0.000	8.650	0.000	
				ND:							
				Final:	0.000	12.350	11.850	0.000	13.350	0.000	37.550
				Place:	37*	24	37	38*	14	39*	41
42	69	Griffin Kehler	WOGA Gym	Diff:	0.000	4.200	4.800	4.000	0.000	0.000	
				Exec:	0.000	6.750	8.150	8.200	0.000	0.000	
				ND:				-0.300			
				Final:	0.000	10.950	12.950	11.900	0.000	0.000	35.800
				Place:	37*	34T	20T	36	39*	39*	42
43	92	Michael Wilner	Gymnastics Spot	Diff:	5.300	0.000	6.200	0.000	0.000	0.000	
				Exec:	7.450	0.000	8.200	0.000	0.000	0.000	
				ND:							
				Final:	12.750	0.000	14.400	0.000	0.000	0.000	27.150
				Place:	24T	39*	3	38*	39*	39*	43
44	88	Nolan Novak	Univ Michigan	Diff:	0.000	6.000	0.000	0.000	0.000	5.200	
				Exec:	0.000	7.500	0.000	0.000	0.000	7.300	
				ND:							
				Final:	0.000	13.500	0.000	0.000	0.000	12.500	26.000
				Place:	37*	11	40*	38*	39*	25*	44
45	89	Bryam De Los Santos	SoCal United	Diff:	0.000	0.000	4.700	0.000	0.000	0.000	
				Exec:	0.000	0.000	8.250	0.000	0.000	0.000	
				ND:							
				Final:	0.000	0.000	12.950	0.000	0.000	0.000	12.950
				Place:	37*	39*	20T	38*	39*	39*	45