









48th Artistic Gymnastics World Championships
Doha (QAT), 25 October - 3 November 2018



Men's Individual Qualifications

THU 25 OCT 2018

Intermediate Results After Subdivision 4

Rank	Bib	NOC Name					V1	V2	Avg			Total	A-A Rank
1 RUS - Russian Federation													
	330	BELYAVSKIY David	12.500	14.000	13.533	14.333				15.033	13.933	83.332	(3)
	331	DALALOYAN Artur	14.833	11.766	14.100	14.666	14.866	14.766		15.041	14.166	84.572	(2)
	332	KUKSENKOV Nikolai		12.966							13.300		
	333	LANKIN Dmitrii	13.900		14.300	14.366	14.300	14.333	14.733				
	334	NAGORNYIY Nikita	14.800	14.000	14.633	14.733	14.633	14.683	14.966	14.966	13.966	87.098	(1)
		Total	43.533 (1)	40.966 (1)	43.033 (1)	43.765 (1)				45.040 (1)	42.065 (1)	258.402	
2 NED - Netherlands													
	296	DEURLOO Bart	13.700	12.600	13.600	14.266					14.033		
	297	LOUWIJE Bram	13.000	12.600	11.800	13.666				13.866	12.866	77.798	(19)
	298	RIJKEN Frank	13.600	10.233	13.200	DNS				14.033	13.000	DNF	
	299	SCHMIDT Casimir	14.200	12.333	13.433	14.400				13.966			
	300	ZONDERLAND Epke								14.633	14.400		
		Total	41.500 (5)	37.533 (4)	40.233 (4)	42.332 (6)				42.632 (2)	41.433 (2)	245.663	
3 SUI - Switzerland													
	343	BAUMANN Christian		12.633	13.400					13.200	13.600		
	344	BRAEGGER Pablo	14.066	12.966	13.333	12.900				14.333	13.166	80.764	(5)
	345	GISCHARD Benjamin	14.233	11.900		14.400							
	346	HEGI Oliver	13.566	13.500	13.133	13.916				12.800	13.333	80.248	(6)
	348	YUSOF Eddy	13.133		13.400	13.508				14.066	13.733		
		Total	41.865 (2)	39.099 (3)	40.133 (5)	41.824 (9)				41.599 (3)	40.666 (3)	245.186	
4 FRA - France													
	199	BORELLO Antoine	13.100	11.633	12.533	12.800				12.200	12.933	75.199	(31)
	201	DEGOUY Paul	13.600		12.133	14.233				13.700	13.700		
	202	FRASCA Loris	14.200	10.100	13.433	14.833	13.300	14.066		13.633	12.700	78.899	(8)
	203	GOBAUX Julien	13.833	10.966	13.800	13.866				12.633	13.433	78.531	(11)
	204	TOMMASONE Cyril		14.241									
		Total	41.633 (4)	36.840 (5)	39.766 (6)	42.932 (2)				39.966 (7)	40.066 (4)	241.203	
5 KAZ - Kazakhstan													
	274	AZIZOV Ilyas	13.566	12.966	12.933	13.933				12.700	12.366	78.464	(12)
	275	JANTYKOV Yerbol	13.200	11.400	9.800	12.766				12.533	13.433	73.132	(37)
	276	KARIMI Milad	14.166		12.766	13.633					13.133		
	277	KURBANOV Nariman		14.466									
	278	MUSSAYEV Akim	13.333	12.866	12.766	13.966				13.766	11.700	78.397	(14)
		Total	41.065 (7)	40.298 (2)	38.465 (11)	41.532 (11)				38.999 (11)	38.932 (6)	239.291	











48th Artistic Gymnastics World Championships
Doha (QAT), 25 October - 3 November 2018



Men's Individual Qualifications

THU 25 OCT 2018

Intermediate Results After Subdivision 4

Rank	Bib	NOC Name					V1	V2	Avg			Total	A-A Rank
6 BEL - Belgium													
	129	GENTGES Maxime	13.733	12.658	12.866	13.400				13.525	11.900	78.082	(17)
	130	GOOSSENS Dennis			14.533								
	131	KUAVITA Noah	13.966	10.000	12.533	13.800				13.700	12.600	76.599	(24)
	132	van den KEYBUS Luka	11.966	9.266		13.600				13.133	12.833		
	134	VROLIX Jonathan	14.066	12.066	13.433	13.866				13.333	12.066	78.830	(10)
Total			41.765(3)	34.724(11)	40.832(2)	41.266(12)				40.558(5)	37.499(12)	236.644	
7 ROU - Romania													
	324	BATAGA Cristian Ioan		11.633	13.700					13.533	12.533		
	325	DRAGULESCU Marian	13.900			14.100	DNS	DNF					
	327	SZABO Rafael	12.200	6.633	13.233	13.933				12.900	11.666	70.565	(43)
	328	KOTRONG Adelin	13.500	8.233	DNS	14.366				DNS	12.266	DNF	
	329	MUNTEAN Andrei Vasile	13.500	10.800	13.858	14.433				14.400	13.233	80.224	(7)
Total			40.900(9)	30.666(19)	40.791(3)	42.899(3)				40.833(4)	38.032(7)	234.121	
8 NOR - Norway													
	301	HEGGEMSNES Sofus	13.333	12.366	12.533	14.500				13.000	12.433	78.165	(16)
	302	KALVOE Odin	13.600	10.333		13.800				13.033			
	303	SKJERAHAUG Stian	14.033	11.633	12.533	14.233				13.066	12.900	78.398	(13)
	304	STIANSEN Henrik			12.108						11.900		
	305	WIBYE Harald	12.466	12.100	12.600	13.833				12.933	11.933	75.865	(27)
Total			40.966(8)	36.099(7)	37.666(15)	42.566(4)				39.099(10)	37.266(13)	233.662	
9 FIN - Finland													
	193	CARD Franz	11.766	11.633	12.700	12.866				12.733	12.533	74.231	(33)
	194	KANERVA Juho		12.716									
	195	KIRMES Oskar	13.866	11.366	12.866	13.633				13.500	13.100	78.331	(15)
	196	KOSKI Elias	13.533	11.733	13.033	13.700				11.133	12.333	75.465	(30)
	198	SAARENKETO Heikki	13.900			14.400	14.000	14.200					
Total			41.299(6)	36.082(8)	38.599(9)	41.733(10)				37.366(15)	37.966(8)	233.045	
10 BLR - Belarus													
	135	ANTROPAU Raman	12.866	10.233	12.633	13.133				12.833	12.200	73.898	(35)
	136	LIKHOVITSKIY Andrey	13.000	12.533	12.600	13.200				14.100	13.433	78.866	(9)
	137	SANUVONH Dzianis	13.700	11.400	12.100	14.566				13.133	12.000	76.899	(23)
	138	SHARAMKOU Yahor	13.333	10.200		14.100	13.633	13.866		DNS			
	139	TSIARESHCHANKA Kiryl			13.366						12.066		
Total			40.033(10)	34.166(12)	38.599(9)	41.866(8)				40.066(6)	37.699(10)	232.429	





48th Artistic Gymnastics World Championships
Doha (QAT), 25 October - 3 November 2018



Men's Individual Qualifications

THU 25 OCT 2018

Intermediate Results After Subdivision 4

Rank	Bib	NOC Name							V1	V2	Avg			Total	A-A Rank
11 ISR - Israel															
	249	DOLGOPYAT Artem	14.400	11.741	11.966	13.700						13.166	12.766	77.739	(20)
	250	KORCHAK Ilan		11.900	12.033	13.500						DNS	11.966		
	251	MEDVEDEV Andrey	DNS		12.833	14.700	13.000	13.850							
	253	SHATILOV Alexander	12.966	10.066								13.500	12.700		
	254	SOROKINE Michael	12.033	11.266	12.200	13.666						13.300	12.366	74.831	(32)
Total			39.399(11)	34.907(10)	37.066(17)	42.066(7)						39.966(7)	37.832(9)	231.236	
12 PRK - Democratic People's Republic of Korea															
	317	HAN Jong Hyok		9.233	13.225							13.133	12.133		
	318	HAN Chung Hyo	9.266	11.566	11.966	11.900	DNS	DNF				12.200	11.800	68.698	(46)
	319	RI Se Gwang	12.566			14.900	15.033	14.966							
	320	RI Yong Min	13.200	11.266	12.766	13.833						13.766	12.200	77.031	(22)
	321	RI Wi Chol	11.333	9.700	13.033	13.766						12.600	11.166	71.598	(40)
Total			37.099(16)	32.532(16)	39.024(8)	42.499(5)						39.499(9)	36.133(14)	226.786	
13 AZE - Azerbaijan															
	124	AGHARZAYEV Murad	10.566	10.700	12.300	14.000						12.200	11.333	71.099	(42)
	125	BAIRAMOV Timur	10.433	5.500	11.166	12.933						12.341	10.366	62.739	(52)
	126	MOROZOV Dary	13.500	11.933		12.600									
	127	SIMONOV Nikita			14.633							12.900	11.666		
	128	TIKHONOV Ivan	13.708	11.166	12.466	14.200						13.533	12.900	77.973	(18)
Total			37.774(14)	33.799(13)	39.399(7)	41.133(13)						38.774(12)	35.899(15)	226.778	
14 CZE - Czech Republic															
	177	CERNY Frantisek	11.600		12.133	12.266	13.033	12.649				11.933	11.733		
	178	PONIZIL Daniel	13.500	11.166	11.966	13.900						12.333	4.266	67.131	(48)
	179	RADOVESNICKY Daniel	13.233	11.866	12.133	12.800						13.466	12.566	76.064	(26)
	180	SLIZ Radomir		11.933											
	181	SOLOVJEV Svjatoslav	12.633	10.950	10.666	13.500						12.200	11.300	71.249	(41)
Total			39.366(12)	34.965(9)	36.232(18)	40.200(15)						37.999(14)	35.599(16)	224.361	
15 AUT - Austria															
	118	HOECK Vinzenz		11.158	14.133	13.433						11.866	12.766		
	119	KRANZLMUELLER Lukas	11.666		12.100	12.866							12.300		
	120	KRANZLMUELLER Severin	12.733	11.200	12.066	12.900						13.200			
	121	SCHWAB Matthias	12.066	11.166	12.100	13.300						12.833	12.600	74.065	(34)
	122	SEREINIG Fabio	11.433	10.033								12.133	11.533		
Total			36.465(17)	33.524(15)	38.333(12)	39.633(16)						38.166(13)	37.666(11)	223.787	











48th Artistic Gymnastics World Championships
Doha (QAT), 25 October - 3 November 2018



Men's Individual Qualifications

THU 25 OCT 2018

Intermediate Results After Subdivision 4

Rank	Bib	NOC Name					V1	V2	Avg			Total	A-A Rank
16 UZB - Uzbekistan													
	383	ABDURAKHIMOV Rasuljon	13.400	11.633	12.800	12.666				13.466	11.633	75.598	(29)
	384	ABDUSAMATOV Khusniddin		9.700						12.100	11.500		
	385	AZIMOV Abdulla	12.533	12.266	12.133	13.033				11.466	11.466	72.897	(38)
	386	KHAMROKULOV Akobir	12.166	7.533	12.366	14.000							
	387	TOSHPULATOV Bobur	12.733		11.900	13.633				11.433	9.766		
Total			38.666 (13)	33.599 (14)	37.299 (16)	40.666 (14)				37.032 (16)	34.599 (18)	221.861	
17 JAM - Jamaica													
	261	BECKFORD Reiss	13.133	8.900	13.233	13.000				12.733	12.166	73.165	(36)
	262	FAULK Caleb	12.000	8.766	12.333	12.800				11.066	11.466	68.431	(47)
	263	LEWIS Stephen	12.500	9.966	12.266	13.800				12.200	11.450	72.182	(39)
Total			37.633 (15)	27.632 (20)	37.832 (13)	39.600 (17)				35.999 (17)	35.082 (17)	213.778	
18 CRO - Croatia													
	166	KOVACEVIC Anton	10.900		5.466	10.300					13.433		
	167	KUSAN Leonardo		11.300	6.133	10.066				7.033			
	168	SELIGMAN Robert		12.400		10.166				11.633			
	169	SRBIC Tin	11.466							10.900	14.300		
	170	UDE Filip	12.300	13.000	6.283						11.966		
Total			34.666 (18)	36.700 (6)	17.882 (20)	30.532 (18)				29.566 (18)	39.699 (5)	189.045	
19 LTU - Lithuania													
	285	GUSCINAS Rokas		10.166	13.066								
	286	KUZMICKAS Tomas	13.700	10.700	11.500	13.866	11.766	12.816	12.816	13.966	13.400	77.132	(21)
	287	TVOROGAL Robert	11.533	11.300	13.200	13.700	11.466	12.583	12.583	13.600	12.300	75.633	(28)
Total			25.233 (19)	32.166 (17)	37.766 (14)	27.566 (19)				27.566 (19)	25.700 (19)	175.997	

INDIVIDUALS

PHI - Philippines													
	313	YULO Carlos Edriel	14.766	12.166	13.700	14.666	14.333	14.499	14.499	14.366	11.566	81.230	(4)
SVK - Slovakia													
	349	MICHNAK Slavomir	13.300	13.333	12.200	13.233				11.633	12.633	76.332	(25)
BUL - Bulgaria													
	146	ALEKSANDROV Yordan	12.533	11.500	12.733	11.966				9.633	11.100	69.465	(44)
ISL - Iceland													
	248	REINHARDSSON Valgard	11.966	11.500	12.100	13.233	13.400	13.316	13.316	10.633	9.766	69.198	(45)
JOR - Jordan													
	267	NAGHOIJ Saleem	12.200	8.866	10.266	12.300				11.733	11.366	66.731	(49)





48th Artistic Gymnastics World Championships
Doha (QAT), 25 October - 3 November 2018



Men's Individual Qualifications

THU 25 OCT 2018

Intermediate Results After Subdivision 4

Rank	Bib	NOC Name					V1	V2	Avg			Total	A-A Rank
SGP - Singapore													
	336	TAY Wei An Terry	9.066	<u>9.666</u>	11.533	13.500				12.000	10.400	66.165	(50)
ISL - Iceland													
	246	BALDURSSON Eythor	<u>11.266</u>	10.633	11.000	13.300				8.566	11.266	66.031	(51)
DOM - Dominican Republic													
	185	NIN REYES Audrys				13.500	13.166	13.333					
ISL - Iceland													
	247	GUNNARSSON Jon	<u>DNS</u>	9.733	12.700	DNS				DNS	11.000		DNF
JOR - Jordan													
	265	ABU AL SOUD Ahmad		10.800									
	266	AL-HMOOD Majdi	DNS			<u>DNS</u>	DNS	DNS					
PER - Peru													
	311	AGUERO Daniel	<u>13.500</u>	3.766	12.100	14.200	13.566	13.883		12.700	DNS		DNF
	312	LEON PRADO Arian	<u>11.466</u>	9.233	10.266	12.733				DNS	11.583		DNF

Note:
Underlined totals indicate starting apparatus.
Italics indicate the low (discarded) score.

Legend:

A-A All-Around **Avg.** Average **DNF** Did Not Finish **DNS** Did Not Start **Vx** Vault Number (x=1-2)

Floor Exercise Pommel Horse Rings Vault Parallel Bars Horizontal Bar

LONGINES Official Results Provider

