









48th Artistic Gymnastics World Championships
Doha (QAT), 25 October - 3 November 2018



Women's Individual Qualifications

SAT 27 OCT 2018

Intermediate Results Team + Mixed After Day 1

Rank	Bib	NOC Name							Total	A-A Rank
			V1	V2	Avg					
1 USA - United States of America										
	756	BILES Simone	15.966	15.366	15.666	14.866	14.800	15.333	60.965	(1)
	757	EAKER Kara					14.466			
	758	HURD Morgan	14.600			14.466	13.466	13.933	56.465	(2)
	760	Mc CALLUM Grace	14.600	13.533	14.066	14.100		13.800		
	761	Mc CUSKER Riley	14.266			14.133	13.100	13.266	54.765	(5)
		Total	45.166 (1)			43.465 (1)	42.732 (1)	43.066 (1)	174.429	
2 JPN - Japan										
	645	HATAKEDA Hitomi	13.533			13.800	13.133	12.466	52.932	(7)
	646	KAJITA Nagi	13.333			13.550	11.866	12.400	51.149	(15)
	647	MURAKAMI Mai	14.433			13.666	13.433	14.100	55.632	(3)
	648	SUGIHARA Aiko								
	649	TERAMOTO Asuka	14.433			13.400	13.133	12.500	53.466	(6)
		Total	42.399 (2)			41.016 (3)	39.699 (3)	39.066 (4)	162.180	
3 GER - Germany										
	602	BUI Kim	13.500			14.066		13.133		
	603	GRIESSER Leah				13.400	13.033	11.733		
	605	SCHEDER Sophie	13.433			14.058	13.050			
	606	SEITZ Elisabeth	13.666			14.566	11.700	12.866	52.798	(9)
	607	VOSS Sarah	14.000				13.133	12.000		
		Total	41.166 (5)			42.690 (2)	39.216 (4)	37.999 (7)	161.071	
4 NED - Netherlands										
	671	POLDERMAN Kirsten	13.366					11.766		
	672	van POL Vera	13.766			13.000	11.066	12.500	50.332	(21)
	674	VISSER Naomi	13.300			13.433	12.966	13.133	52.832	(8)
	675	VOLLEMAN Tisha	0.000			12.833	12.766	13.433	39.032	(85)
	676	WEVERS Sanne				13.333	14.033			
		Total	40.432 (10)			39.766 (5)	39.765 (2)	39.066 (4)	159.029	
5 BEL - Belgium										
	521	BRASSART Maellyse	13.566				11.266	12.833		
	522	DERIKS Senna	13.533			11.466				
	523	DERWAELE Nina	13.466			15.066	13.766	13.266	55.564	(4)
	524	HERMANS Rune				13.000	11.866	12.533		
	525	KLINCKAERT Axelle	13.700			12.033	13.175	13.166	52.074	(12)
		Total	40.799 (8)			40.099 (4)	38.807 (5)	39.265 (3)	158.970	








48th Artistic Gymnastics World Championships
Doha (QAT), 25 October - 3 November 2018



Women's Individual Qualifications

SAT 27 OCT 2018

Intermediate Results Team + Mixed After Day 1

Rank	Bib	NOC Name				Total	A-A Rank			
			 V1	 V2	 Avg					
6 ITA - Italy										
	635	LANZA Irene	12.566		12.100	12.766	12.666	50.098	(22)	
	636	BASILE Martina	13.833			12.233	13.233			
	637	MORI Lara	13.366		12.633	12.800	13.400	52.199	(10)	
	638	RICCIARDI Sara	13.733		12.600	12.833	12.833	51.999	(14)	
	639	RIZZELLI Martina			12.800					
Total			40.932 (7)		38.033 (8)	38.399 (6)	39.466 (2)	156.830		
7 KOR - Republic of Korea										
	653	HAM Miju	13.300							
	654	KIM Jury	13.100		11.233	12.566	11.633	48.532	(36)	
	655	LEE Eun Ju			12.700	12.633	12.166			
	657	YEO Seojeong	14.566	14.400	14.483	11.908	12.600	12.966	52.040	(13)
	658	YUN Narae	13.366		12.366	11.533	12.100	49.365	(30)	
Total			41.232 (4)		36.974 (11)	37.799 (7)	37.232 (9)	153.237		
8 AUS - Australia										
	508	BROWN Georgia-Rose	13.466		13.400	11.133	12.366	50.365	(20)	
	509	EADE Alexandra	13.500				12.900			
	510	NEDOV Emma			12.333	11.933				
	512	MODARO Erin	13.400		12.400	12.633	12.600	51.033	(16)	
	513	WHITEHEAD Emily	12.666		12.900	11.566	12.533	49.665	(26)	
Total			40.366 (11)		38.700 (7)	36.132 (10)	38.033 (6)	153.231		
9 PRK - Democratic People's Republic of Korea										
	696	JON Jang Mi	13.300		13.566	11.800				
	697	KIM Won Yong			12.200	12.666	10.833			
	698	KIM Su Jong	14.233	13.133	13.683	12.666	11.500	11.533	49.932	(23)
	699	PYON Rye Yong	14.000	14.266	14.133	12.900	10.733	11.866	49.499	(28)
	700	RI Su Ryon	13.100				12.766			
Total			41.533 (3)		39.132 (6)	35.966 (12)	36.165 (14)	152.796		
10 HUN - Hungary										
	618	BOECZOEGO Dorina	13.466		12.366	10.800	12.766	49.398	(29)	
	619	PETER Sara	13.400				12.033			
	620	FEHER Nora	11.966		12.766	11.033	12.433	48.198	(40)	
	621	KOVACS Zsofia	13.633		12.833	13.066	12.633	52.165	(11)	
	622	MAKRA Noemi			12.266	12.000				
Total			40.499 (9)		37.965 (10)	36.099 (11)	37.832 (8)	152.395		








48th Artistic Gymnastics World Championships
Doha (QAT), 25 October - 3 November 2018



Women's Individual Qualifications

SAT 27 OCT 2018

Intermediate Results Team + Mixed After Day 1

Rank	Bib	NOC Name				Total	A-A Rank			
			 V1	 V2	 Avg					
11 UKR - Ukraine										
	750	FEDOROVA Yana	13.600			12.466	11.133	11.733	48.932	(34)
	751	OSIPOVA Valeriia	13.466			11.700	11.466	12.666	49.298	(32)
	752	RADIVILOVA Angelina	13.500			12.066	10.266	11.800	47.632	(43)
	754	TITARENKO Alona								
	755	VARINSKA Diana	13.966			10.533	13.300	12.666	50.465	(18)
Total			<u>41.066</u> (6)			36.232 (14)	35.899 (13)	37.132 (10)	150.329	
12 POL - Poland										
	688	JANIK Gabriela	13.233			12.766	11.866	12.000	49.865	(24)
	689	JURKOWSKA-KOWALSKA	13.400			11.841	12.366	12.000	49.607	(27)
	690	LOPUSZANSKA Wiktoria	12.600			11.666	10.100	11.466	45.832	(57)
	691	PIHAN-KULESZA Marta	11.500			11.633	13.100	12.833	49.066	(33)
Total			39.233 (14)			<u>36.273</u> (13)	37.332 (8)	36.833 (11)	149.671	
13 ARG - Argentina										
	503	DOMINICI Martina	13.466			13.033	12.166	12.333	50.998	(17)
	504	KLESA Camila				11.108				
	505	PISOS Agustina	13.066			8.066	11.433	12.066	44.631	(69)
	506	TARABINI Ayelen	13.100	12.833	12.966	12.133	13.133	10.500	48.866	(35)
	507	VAQUIE Mayra	13.366				11.666	12.033		
Total			39.932 (12)			36.274 (12)	36.965 (9)	36.432 (13)	149.603	
14 AUT - Austria										
	514	FRYSAK Bianca	12.500			11.266		11.900		
	515	HAEMMERLE Elisa				10.466	12.500			
	516	MADER Jasmin	13.200			12.100	10.400	11.766	47.466	(44)
	518	MEIXNER Christina	DNS			10.966	11.666	10.366	DNF	
	519	MOERZ Alissa	12.533				11.466	11.866		
Total			<u>38.233</u> (19)			34.332 (17)	35.632 (14)	35.532 (16)	143.729	
15 POR - Portugal										
	692	DIAS Beatriz	11.766			11.100	10.900	12.000	45.766	(60)
	693	MARIANITO Mariana	12.666			10.266	9.966	12.200	45.098	(64)
	694	MARTINS Filipa	13.400			13.066	11.400	12.500	50.366	(19)
	695	PITREZ Mariana	12.500			11.100	10.466	11.700	45.766	(59)
Total			38.566 (17)			35.266 (15)	<u>32.766</u> (19)	36.700 (12)	143.298	











48th Artistic Gymnastics World Championships
Doha (QAT), 25 October - 3 November 2018



Women's Individual Qualifications

SAT 27 OCT 2018

Intermediate Results Team + Mixed After Day 1

Rank	Bib	NOC Name							Total	A-A Rank	
			V1	V2	Avg						
16	COL - Colombia										
	552	ARDILA GARCIA Dayana	13.566			10.966	11.533	11.400	47.465	(45)	
	553	ESCOBAR BETANCUR Ginna	12.966			12.233	9.933	12.000	47.132	(48)	
	554	MESA Angelica	12.566					11.500			
	555	PARDO Valentina				11.900	11.366				
	556	VERA SANABRIA EM	12.866			10.900	10.566	DNS	DNF		
Total			39.398 (13)			35.099 (16)	33.465 (16)	34.900 (19)	142.862		
17	NOR - Norway										
	677	DAVIDSEN Sara	12.666				11.800				
	678	ERICHSEN Julie	13.400			11.266	11.966	11.466	48.098	(41)	
	679	FOSSE Edel				10.533		10.900			
	680	NYGAARD Thea Mille	12.666			10.733	9.066	12.266	44.731	(67)	
	681	SOEDERSTROEM Julie	12.700			11.233	9.033	12.200	45.166	(63)	
Total			38.766 (15)			33.232 (19)	32.832 (18)	35.932 (15)	140.762		
18	SVK - Slovakia										
	731	BUNCE Chiara	13.066			11.833	10.500	11.800	47.199	(47)	
	732	KUKLOVSKA Ema	12.133				10.900	10.833			
	733	TAKACOVA Karolina									
	734	VALASTIAKOVA Veronika	12.900			9.500	11.833	11.633	45.866	(56)	
	735	VYDUREKOVA Viktoria	12.733			11.766	9.400	11.300	45.199	(62)	
Total			38.699 (16)			33.099 (20)	33.233 (17)	34.733 (20)	139.764		
19	ISL - Iceland										
	627	ADALSTEINSDOTTIR T	12.100			11.100	10.366	11.766	45.332	(61)	
	628	BELANYI Dominiqua	12.600			9.066					
	629	KRISTINSDOTTIR ML					10.700	11.866			
	630	OLAFSDOTTIR SM	11.766			10.366	10.066	10.666	42.864	(78)	
	631	SUTO-TUUHA Agnes	13.133			10.833	11.166	11.633	46.765	(52)	
Total			37.833 (21)			32.299 (21)	32.232 (20)	35.265 (17)	137.629		
20	NZL - New Zealand										
	682	BRETT Isabella	13.166			8.233	11.133	11.700	44.232	(71)	
	683	FISHWICK Maia	11.833	DNS	DNF	11.800	12.166	11.200	46.999	(50)	
	684	RYAN Charlotte	13.400	12.916	13.158	9.400	10.333	11.400	44.533	(70)	
Total			38.399 (18)			29.433 (23)	33.632 (15)	34.300 (22)	135.764		
21	BLR - Belarus										
	527	LASTOUSKAYA Maryia	11.866			10.700	9.933	11.433	43.932	(73)	
	528	NETSIAZHENKA A	11.800			11.266	8.100	11.533	42.699	(79)	
	529	TRAUKOVA Hanna	12.933			12.100	11.133	12.066	48.232	(37)	
Total			36.599 (23)			34.066 (18)	29.166 (24)	35.032 (18)	134.863		











48th Artistic Gymnastics World Championships
Doha (QAT), 25 October - 3 November 2018



Women's Individual Qualifications

SAT 27 OCT 2018

Intermediate Results Team + Mixed After Day 1

Rank	Bib	NOC Name							Total	A-A Rank
			V1	V2	Avg					
22 CRC - Costa Rica										
	558	CASTANEDA Arianna	12.566			10.566	9.033	11.400	43.565	(75)
	559	MURILLO Mariangeles	11.933			8.500	10.300	11.533	42.266	(80)
	560	SALAS Heika del Sol	12.366			12.133	9.933	11.800	46.232	(53)
Total			36.865 (22)			31.199 (22)	<u>29.266</u> (23)	34.733 (20)	132.063	
23 JAM - Jamaica										
	640	FRANCIS Danusia	13.333			10.766	12.033	12.066	48.198	(39)
	641	RICHMON Kiara	12.566			8.566	7.466	10.033	38.631	(86)
	642	ROBINSON Mackenzie	12.100			9.800	11.566	11.200	44.666	(68)
Total			37.999 (20)			29.132 (24)	<u>31.065</u> (21)	33.299 (23)	131.495	

INDIVIDUALS

SWE - Sweden										
	737	CASTLES Jessica	12.825			<u>12.000</u>	12.233	12.800	49.858	(25)
CHI - Chile										
	545	CASTRO Simona	13.133			12.200	<u>11.766</u>	12.200	49.299	(31)
AZE - Azerbaijan										
	520	NEKRASOVA Marina	12.808	13.633	13.220	10.633	12.733	12.033	48.207	(38)
LAT - Latvia										
	661	VIHROVA Elina	<u>12.800</u>	12.633	12.716	11.900	11.166	11.800	47.666	(42)
VIE - Vietnam										
	764	NGUYEN Tienna Katelyn	13.400			11.733	11.133	<u>11.133</u>	47.399	(46)
PER - Peru										
	686	MENDEZ Ana Karina	13.200	12.833	13.016	11.133	<u>10.900</u>	11.800	47.033	(49)
IRL - Ireland										
	626	SMITH Meaghan	<u>12.700</u>			11.833	9.933	12.400	46.866	(51)
ALG - Algeria										
	501	MOUFFOK Janna	12.566			11.233	<u>11.300</u>	10.966	46.065	(54)
PHI - Philippines										
	687	BUNAGAN Corinne Leanne	13.266			10.991	<u>9.500</u>	12.133	45.890	(55)
SWE - Sweden										
	738	TORRES Marcela	13.333			<u>11.533</u>	9.666	11.266	45.798	(58)








48th Artistic Gymnastics World Championships
Doha (QAT), 25 October - 3 November 2018



Women's Individual Qualifications

SAT 27 OCT 2018

Intermediate Results Team + Mixed After Day 1

Rank	Bib	NOC Name						Total	A-A Rank	
			V1	V2	Avg					
KAZ - Kazakhstan										
	651	BAUYRZHANOVA Aida	<u>12.166</u>			9.300	11.933	11.633	45.032	(65)
JOR - Jordan										
	644	ALDAOUD Ruba	<u>12.825</u>	12.233	12.529	11.408	9.833	10.816	44.882	(66)
GUA - Guatemala										
	614	PALACIOS Ana Irene	12.966			8.266	<u>10.766</u>	11.966	43.964	(72)
LAT - Latvia										
	660	DUBOVA Anastasija	<u>11.700</u>			10.900	9.866	11.166	43.632	(74)
ISR - Israel										
	632	LAVY Meitar	12.433			<u>10.366</u>	8.800	11.733	43.332	(76)
CYP - Cyprus										
	562	THEOCHAROUS Anastasia	12.133	9.766	10.949	9.133	<u>10.900</u>	11.000	43.166	(77)
CAY - Cayman Islands										
	544	RUTTY Raegan	12.100			9.400	9.466	<u>11.166</u>	42.132	(81)
KAZ - Kazakhstan										
	652	CHUIKINA Yekaterina	<u>12.433</u>			7.700	9.833	11.566	41.532	(82)
UZB - Uzbekistan										
	763	TUROBOVA Sabina	12.066			8.666	8.533	11.066	40.331	(83)
BOL - Bolivia										
	530	VASQUEZ Diana	13.200			8.666	8.766	<u>9.400</u>	40.032	(84)
ALG - Algeria										
	502	TEMMAMI Chama	9.600			8.566	<u>10.533</u>	9.866	38.565	(87)
ISR - Israel										
	633	NETZER Ofir	13.233	13.033	13.133					
LAT - Latvia										
	659	CIRCENE Alina					9.233			
QAT - Qatar										
	701	ELKEY Jana	10.133				<u>8.800</u>	8.633		
SWE - Sweden										
	736	ADLERTEG Jonna				<u>14.433</u>				
SYR - Syrian Arab Republic										
	739	ALKHAYAT Areej	<u>10.525</u>							











48th Artistic Gymnastics World Championships
Doha (QAT), 25 October - 3 November 2018



Women's Individual Qualifications

SAT 27 OCT 2018

Intermediate Results Team + Mixed After Day 1

Rank	Bib	NOC Name	 V1	 V2	 Avg				Total	A-A Rank
UZB - Uzbekistan										
	762	CHUSOVITINA Oksana	14.300	14.100	14.200			12.266		

Note:
Underlined totals indicate starting apparatus.
Italics indicate the low (discarded) score.

Legend:
A-A All-Around **Avg.** Average **DNF** Did Not Finish **DNS** Did Not Start **Vx** Vault Number (x=1-2)

 Vault  Uneven Bars  Balance Beam  Floor Exercise

LONGINES Official Results Provider

