







48th Artistic Gymnastics World Championships
Doha (QAT), 25 October - 3 November 2018



Women's Individual Qualifications

SAT 27 OCT 2018

Intermediate Results Team + Mixed After Subdivision 10

Rank	Bib	NOC Name							Total	A-A Rank
			 V1	V2	Avg					
1 USA - United States of America										
	756	BILES Simone	15.966	15.366	15.666	14.866	14.800	15.333	60.965	(1)
	757	EAKER Kara					14.466			
	758	HURD Morgan	14.600			14.466	13.466	13.933	56.465	(2)
	760	Mc CALLUM Grace	14.600	13.533	14.066	14.100		13.800		
	761	Mc CUSKER Riley	14.266			14.133	13.100	13.266	54.765	(8)
Total			45.166 (1)			43.465 (1)	42.732 (1)	43.066 (1)	174.429	
2 RUS - Russian Federation										
	711	AKHAIMOVA Liliia	14.566	13.633	14.099			13.600		
	712	ALEKSEEVA Irina	13.500			13.833	13.133	13.066	53.532	(12)
	713	MELNIKOVA Angelina	14.266	13.758	14.012	14.300	12.866	14.033	55.465	(5)
	714	MUSTAFINA Aliia				14.433	13.233	13.200		
	715	SIMAKOVA Angelina	0.000			12.366	13.400			
Total			42.332 (6)			42.566 (4)	39.766 (4)	40.833 (2)	165.497	
3 CHN - People's Republic of China										
	546	CHEN Yile	13.433			14.300	12.900	12.866	53.499	(13)
	548	LIU Tingting				14.333	13.733			
	549	LIU Jinru	14.300	13.933	14.116			12.133		
	550	LUO Huan	13.466			14.466	13.266	12.933	54.131	(9)
	551	ZHANG Jin	14.233			10.733	14.100	13.200	52.266	(22)
Total			41.999 (7)			43.099 (2)	41.099 (2)	38.999 (10)	165.196	
4 CAN - Canada										
	538	BLACK Elisabeth	14.033	14.216	14.124	14.000	13.733	13.233	54.999	(6)
	540	MOORS Brooklyn	13.333	DNS	DNF	12.666	13.133	13.500	52.632	(21)
	541	OLSEN Shallon	14.700	14.400	14.550		12.833	12.733		
	542	MAROIS Sophie	14.200				DNS	12.900		
	543	PADURARIU Anne-Marie				13.833	13.966			
Total			42.933 (3)			40.499 (9)	40.832 (3)	39.633 (5)	163.897	
5 BRA - Brazil										
	531	ANDRADE Rebeca	14.566			14.333	12.633			
	532	BARBOSA Jade	14.500			13.333	11.700	13.200	52.733	(20)
	533	FIDELIS Thais	13.533					13.133		
	535	OLIVEIRA Lorraine				13.166	12.066	13.033		
	536	SARAIVA Flavia	14.466			12.400	13.233	13.900	53.999	(10)
Total			43.532 (2)			40.832 (7)	37.932 (12)	40.233 (3)	162.529	











48th Artistic Gymnastics World Championships
Doha (QAT), 25 October - 3 November 2018



Women's Individual Qualifications

SAT 27 OCT 2018

Intermediate Results Team + Mixed After Subdivision 10

Rank	Bib	NOC Name							Total	A-A Rank
			V1	V2	Avg					
6 JPN - Japan										
	645	HATAKEDA Hitomi	13.533			13.800	13.133	12.466	52.932	(16)
	646	KAJITA Nagi	13.333			13.550	11.866	12.400	51.149	(34)
	647	MURAKAMI Mai	14.433			13.666	13.433	14.100	55.632	(3)
	648	SUGIHARA Aiko								
	649	TERAMOTO Asuka	14.433			13.400	13.133	12.500	53.466	(14)
Total			42.399 (5)			41.016 (6)	39.699 (6)	39.066 (8)	162.180	
7 FRA - France										
	589	BOSSU Juliette				13.866				
	591	BOYER Marine	13.666				13.600	13.133		
	592	CHARPY Lorette	13.433			13.000	13.066	12.666	52.165	(25)
	593	de JESUS dos SANT.	14.466			13.866	12.566	13.900	54.798	(7)
	594	VANHILLE Louise	13.500			12.933	12.900	12.600	51.933	(31)
Total			41.632 (8)			40.732 (8)	39.566 (7)	39.699 (4)	161.629	
8 GER - Germany										
	602	BUI Kim	13.500			14.066		13.133		
	603	GRIESSER Leah				13.400	13.033	11.733		
	605	SCHEDER Sophie	13.433			14.058	13.050			
	606	SEITZ Elisabeth	13.666			14.566	11.700	12.866	52.798	(18)
	607	VOSS Sarah	14.000				13.133	12.000		
Total			41.166 (12)			42.690 (3)	39.216 (8)	37.999 (14)	161.071	
9 GBR - Great Britain										
	595	DOWNIE Rebecca				14.400				
	596	DOWNIE Elissa	14.366			13.466	12.500	13.200	53.532	(11)
	597	FENTON Georgia-Mae	13.400			13.200	12.900	12.433	51.933	(30)
	598	KINSELLA Alice	14.300				12.300	12.733		
	599	SIMM Kelly	13.900			13.800	12.333	13.066	53.099	(15)
Total			42.566 (4)			41.666 (5)	37.733 (14)	38.999 (10)	160.964	
10 NED - Netherlands										
	671	POLDERMAN Kirsten	13.366					11.766		
	672	van POL Vera	13.766			13.000	11.066	12.500	50.332	(40)
	674	VISSER Naomi	13.300			13.433	12.966	13.133	52.832	(17)
	675	VOLLEMAN Tisha	0.000			12.833	12.766	13.433	39.032	(132)
	676	WEVERS Sanne				13.333	14.033			
Total			40.432 (18)			39.766 (11)	39.765 (5)	39.066 (8)	159.029	









48th Artistic Gymnastics World Championships
Doha (QAT), 25 October - 3 November 2018



Women's Individual Qualifications

SAT 27 OCT 2018

Intermediate Results Team + Mixed After Subdivision 10

Rank	Bib	NOC Name		V2	Avg				Total	A-A Rank
			V1	V2	Avg					
11 BEL - Belgium										
	521	BRASSART Maellyse	13.566				11.266	12.833		
	522	DERIKS Senna	13.533			11.466				
	523	DERWAELE Nina	13.466			15.066	13.766	13.266	55.564	(4)
	524	HERMANS Rune				13.000	11.866	12.533		
	525	KLINCKAERT Axelle	13.700			12.033	13.175	13.166	52.074	(27)
Total			40.799 (16)			40.099 (10)	38.807 (9)	39.265 (7)	158.970	
12 ITA - Italy										
	635	LANZA Irene	12.566			12.100	12.766	12.666	50.098	(42)
	636	BASILE Martina	13.833				12.233	13.233		
	637	MORI Lara	13.366			12.633	12.800	13.400	52.199	(23)
	638	RICCIARDI Sara	13.733			12.600	12.833	12.833	51.999	(29)
	639	RIZZELLI Martina				12.800				
Total			40.932 (14)			38.033 (16)	38.399 (10)	39.466 (6)	156.830	
13 ROU - Romania										
	702	CRISAN Ioana	13.266			12.233	12.666	12.033	50.198	(41)
	704	GOLGOTA Denisa	14.266	13.566	13.916	12.366	12.733	13.400	52.765	(19)
	705	HOLBURA Maria				11.700		12.533		
	707	IVANUS Nica	13.333				12.666	12.400		
	703	GHICIUC Carmen	13.333			11.800	12.700			
Total			40.932 (14)			36.399 (21)	38.099 (11)	38.333 (12)	153.763	
14 KOR - Republic of Korea										
	653	HAM Miju	13.300							
	654	KIM Jury	13.100			11.233	12.566	11.633	48.532	(64)
	655	LEE Eun Ju				12.700	12.633	12.166		
	657	YEO Seojeong	14.566	14.400	14.483	11.908	12.600	12.966	52.040	(28)
	658	YUN Narae	13.366			12.366	11.533	12.100	49.365	(52)
Total			41.232 (11)			36.974 (19)	37.799 (13)	37.232 (17)	153.237	
15 AUS - Australia										
	508	BROWN Georgia-Rose	13.466			13.400	11.133	12.366	50.365	(39)
	509	EADE Alexandra	13.500					12.900		
	510	NEDOV Emma				12.333	11.933			
	512	MODARO Erin	13.400			12.400	12.633	12.600	51.033	(35)
	513	WHITEHEAD Emily	12.666			12.900	11.566	12.533	49.665	(47)
Total			40.366 (19)			38.700 (15)	36.132 (18)	38.033 (13)	153.231	









48th Artistic Gymnastics World Championships
Doha (QAT), 25 October - 3 November 2018



Women's Individual Qualifications

SAT 27 OCT 2018

Intermediate Results Team + Mixed After Subdivision 10

Rank	Bib	NOC Name							Total	A-A Rank
			 V1	V2	Avg					
16 PRK - Democratic People's Republic of Korea										
	696	JON Jang Mi	13.300			13.566	11.800			
	697	KIM Won Yong				12.200	12.666	10.833		
	698	KIM Su Jong	14.233	13.133	13.683	12.666	11.500	11.533	49.932	(44)
	699	PYON Rye Yong	14.000	14.266	14.133	12.900	10.733	11.866	49.499	(50)
	700	RI Su Ryon	13.100					12.766		
Total			41.533 (9)			39.132 (12)	35.966 (20)	36.165 (24)	152.796	
17 HUN - Hungary										
	618	BOECZOEKO Dorina	13.466			12.366	10.800	12.766	49.398	(51)
	619	PETER Sara	13.400					12.033		
	620	FEHER Nora	11.966			12.766	11.033	12.433	48.198	(69)
	621	KOVACS Zsofia	13.633			12.833	13.066	12.633	52.165	(24)
	622	MAKRA Noemi				12.266	12.000			
Total			40.499 (17)			37.965 (18)	36.099 (19)	37.832 (15)	152.395	
18 ESP - Spain										
	577	BECHDEJU Laura	13.400				11.233	12.066		
	578	BONILLA Helena	13.300			12.933	11.500	12.200	49.933	(43)
	580	PEREZ Ana	13.500			12.966	12.866	12.800	52.132	(26)
	581	RAYA Paula				12.333				
	582	RODRIGUEZ Cintia	13.133			13.066	10.700	12.600	49.499	(49)
Total			40.200 (20)			38.965 (13)	35.599 (24)	37.600 (16)	152.364	
19 MEX - Mexico										
	666	CAMPOS Paulina				11.266	10.800	11.933		
	667	CASTRO Nicolle	13.366			13.300	10.500			
	668	ESPARZA Frida	13.433			13.433	12.233	12.300	51.399	(32)
	669	MATA Victoria	13.400					11.966		
	670	MORENO Alexa	14.633	14.300	14.466	12.133	11.966	12.600	51.332	(33)
Total			41.466 (10)			38.866 (14)	34.999 (25)	36.866 (19)	152.197	
20 UKR - Ukraine										
	750	FEDOROVA Yana	13.600			12.466	11.133	11.733	48.932	(62)
	751	OSIPOVA Valeriia	13.466			11.700	11.466	12.666	49.298	(54)
	752	RADIVILOVA Angelina	13.500			12.066	10.266	11.800	47.632	(72)
	754	TITARENKO Alona								
	755	VARINSKA Diana	13.966			10.533	13.300	12.666	50.465	(37)
Total			41.066 (13)			36.232 (24)	35.899 (21)	37.132 (18)	150.329	








48th Artistic Gymnastics World Championships
Doha (QAT), 25 October - 3 November 2018



Women's Individual Qualifications

SAT 27 OCT 2018

Intermediate Results Team + Mixed After Subdivision 10

Rank	Bib	NOC Name				Total	A-A Rank			
			 V1	 V2	 Avg					
21 SUI - Switzerland										
	725	BARLOGGIO Caterina			12.266	12.200	12.200			
	726	KAESLIN Ilaria	13.233		12.133	12.600	11.300	49.266	(56)	
	727	MEIER Leonie	12.800		12.433	11.800	12.033	49.066	(60)	
	728	SIEGENTHALER Stefanie	12.466		12.200	12.500				
	730	WILDI Anina	13.400				12.000			
Total			39.433 (22)		36.899 (20)	37.300 (16)	36.233 (23)	149.865		
22 POL - Poland										
	688	JANIK Gabriela	13.233		12.766	11.866	12.000	49.865	(45)	
	689	JURKOWSKA-KOWALSKA	13.400		11.841	12.366	12.000	49.607	(48)	
	690	LOPUSZANSKA Wiktoria	12.600		11.666	10.100	11.466	45.832	(95)	
	691	PIHAN-KULESZA Marta	11.500		11.633	13.100	12.833	49.066	(59)	
Total			39.233 (26)		36.273 (23)	37.332 (15)	36.833 (20)	149.671		
23 ARG - Argentina										
	503	DOMINICI Martina	13.466		13.033	12.166	12.333	50.998	(36)	
	504	KLESA Camila			11.108					
	505	PISOS Agustina	13.066		8.066	11.433	12.066	44.631	(110)	
	506	TARABINI Ayelen	13.100	12.833	12.966	12.133	13.133	10.500	48.866	(63)
	507	VAQUIE Mayra	13.366			11.666	12.033			
Total			39.932 (21)		36.274 (22)	36.965 (17)	36.432 (22)	149.603		
24 EGY - Egypt										
	573	HUSSEIN Farah	12.566		11.700	11.966	12.133	48.365	(65)	
	574	MOHAMED Mandy	13.366		11.533	12.233	11.900	49.032	(61)	
	575	SALEM Farah	12.566		11.800	11.600	11.500	47.466	(74)	
	576	TAMAN Nancy Taman	13.433		11.500	9.833	11.933	46.699	(87)	
Total			39.365 (25)		35.033 (28)	35.799 (22)	35.966 (26)	146.163		
25 AUT - Austria										
	514	FRYSAK Bianca	12.500		11.266		11.900			
	515	HAEMMERLE Elisa			10.466	12.500				
	516	MADER Jasmin	13.200		12.100	10.400	11.766	47.466	(73)	
	518	MEIXNER Christina	DNS		10.966	11.666	10.366	DNF		
	519	MOERZ Alissa	12.533			11.466	11.866			
Total			38.233 (34)		34.332 (30)	35.632 (23)	35.532 (28)	143.729		
26 POR - Portugal										
	692	DIAS Beatriz	11.766		11.100	10.900	12.000	45.766	(98)	
	693	MARIANITO Mariana	12.666		10.266	9.966	12.200	45.098	(103)	
	694	MARTINS Filipa	13.400		13.066	11.400	12.500	50.366	(38)	
	695	PITREZ Mariana	12.500		11.100	10.466	11.700	45.766	(97)	
Total			38.566 (32)		35.266 (25)	32.766 (32)	36.700 (21)	143.298		








48th Artistic Gymnastics World Championships
Doha (QAT), 25 October - 3 November 2018



Women's Individual Qualifications

SAT 27 OCT 2018

Intermediate Results Team + Mixed After Subdivision 10

Rank	Bib	NOC Name				Total	A-A Rank			
			 V1	 V2	 Avg					
27 COL - Colombia										
	552	ARDILA GARCIA Dayana	13.566		10.966	11.533	11.400	47.465	(75)	
	553	ESCOBAR BETANCUR Ginna	12.966		12.233	9.933	12.000	47.132	(79)	
	554	MESA Angelica	12.566				11.500			
	555	PARDO Valentina			11.900	11.366				
	556	VERA SANABRIA EM	12.866		10.900	10.566	DNS		DNF	
Total			39.398 (24)		35.099 (27)	33.465 (29)	<u>34.900</u> (33)	142.862		
28 TUR - Turkey										
	746	MUTLU Demet	13.066		11.850	10.800	10.866	46.582	(88)	
	747	SAHIN Ilayda	12.633		10.266	11.266	11.700	45.865	(94)	
	748	UCTAS SANLI Goksu	13.266			10.766	10.600			
	749	YILMAZ Tutya	13.100		11.533	12.000	12.533	49.166	(58)	
Total			39.432 (23)		<u>33.649</u> (32)	34.066 (26)	35.099 (30)	142.246		
29 FIN - Finland										
	583	KETTUNEN Enni	12.633	12.566	12.599	10.100	10.800	12.133	45.666	(99)
	584	LEINONEN Maija	12.766			11.766	11.100	11.733	47.365	(77)
	585	MAEKELAE Sani	13.766	13.433	13.599		9.333	12.133		
	587	OJALA Rosanna				12.200				
	588	SAUKKONEN Siiri	12.600			10.566	8.333	11.833	43.332	(119)
Total			39.165 (27)			<u>34.532</u> (29)	31.233 (36)	36.099 (25)	141.029	
30 NOR - Norway										
	677	DAVIDSEN Sara	12.666				11.800			
	678	ERICHSEN Julie	13.400			11.266	11.966	11.466	48.098	(70)
	679	FOSSE Edel				10.533		10.900		
	680	NYGAARD Thea Mille	12.666			10.733	9.066	12.266	44.731	(108)
	681	SOEDERSTROEM Julie	12.700			11.233	9.033	12.200	45.166	(102)
Total			38.766 (29)			<u>33.232</u> (33)	32.832 (31)	35.932 (27)	140.762	
31 SVK - Slovakia										
	731	BUNCE Chiara	13.066			11.833	10.500	11.800	47.199	(78)
	732	KUKLOVSKA Ema	12.133				10.900	10.833		
	733	TAKACOVA Karolina								
	734	VALASTIAKOVA Veronika	12.900			9.500	11.833	11.633	45.866	(93)
	735	VYDUREKOVA Viktoria	12.733			11.766	9.400	11.300	45.199	(101)
Total			38.699 (30)			33.099 (34)	33.233 (30)	<u>34.733</u> (35)	139.764	








48th Artistic Gymnastics World Championships
Doha (QAT), 25 October - 3 November 2018



Women's Individual Qualifications

SAT 27 OCT 2018

Intermediate Results Team + Mixed After Subdivision 10

Rank	Bib	NOC Name				Total	A-A Rank			
			 V1	 V2	 Avg					
32 ISL - Iceland										
	627	ADALSTEINSDOTTIR T	12.100		11.100	10.366	11.766	45.332	(100)	
	628	BELANYI Dominiqua	12.600		9.066					
	629	KRISTINSDOTTIR ML				10.700	11.866			
	630	OLAFSDOTTIR SM	11.766		10.366	10.066	10.666	42.864	(122)	
	631	SUTO-TUUHA Agnes	13.133		10.833	11.166	11.633	46.765	(85)	
Total			37.833 (36)		32.299 (35)	32.232 (34)	35.265 (29)	137.629		
33 MAS - Malaysia										
	663	ABDUL HADI Farah Ann	12.966		9.966	11.866	12.033	46.831	(84)	
	664	TAN ING Yueh	13.200		10.633	8.966	12.200	44.999	(105)	
	665	TRACIE Ang	12.733		10.233	11.433	10.433	44.832	(107)	
Total			38.899 (28)		30.832 (37)	32.265 (33)	34.666 (37)	136.662		
34 NZL - New Zealand										
	682	BRETT Isabella	13.166		8.233	11.133	11.700	44.232	(112)	
	683	FISHWICK Maia	11.833	DNS	DNF	11.800	12.166	11.200	46.999	(81)
	684	RYAN Charlotte	13.400	12.916	13.158	9.400	10.333	11.400	44.533	(111)
Total			38.399 (33)		29.433 (39)	33.632 (28)	34.300 (38)	135.764		
35 BLR - Belarus										
	527	LASTOUSKAYA Maryia	11.866		10.700	9.933	11.433	43.932	(116)	
	528	NETSIAZHENKA A	11.800		11.266	8.100	11.533	42.699	(123)	
	529	TRAUKOVA Hanna	12.933		12.100	11.133	12.066	48.232	(66)	
Total			36.599 (40)		34.066 (31)	29.166 (41)	35.032 (31)	134.863		
36 DEN - Denmark										
	569	BJOERNHOLDT Sofia	12.600		9.900	11.333	DNS	DNF		
	570	HULGAARD Mette	12.500		11.133	8.500	11.866	43.999	(114)	
	571	KAJOE Victoria	DNS		9.033	10.966	11.600	DNF		
	572	WINTHER Emilie	12.466		8.533	9.733	11.400	42.132	(125)	
Total			37.566 (37)		30.066 (38)	32.032 (35)	34.866 (34)	134.530		
37 CRC - Costa Rica										
	558	CASTANEDA Arianna	12.566		10.566	9.033	11.400	43.565	(118)	
	559	MURILLO Mariangeles	11.933		8.500	10.300	11.533	42.266	(124)	
	560	SALAS Heika del Sol	12.366		12.133	9.933	11.800	46.232	(89)	
Total			36.865 (39)		31.199 (36)	29.266 (40)	34.733 (35)	132.063		
38 JAM - Jamaica										
	640	FRANCIS Danusia	13.333		10.766	12.033	12.066	48.198	(68)	
	641	RICHMON Kiara	12.566		8.566	7.466	10.033	38.631	(133)	
	642	ROBINSON Mackenzie	12.100		9.800	11.566	11.200	44.666	(109)	
Total			37.999 (35)		29.132 (40)	31.065 (37)	33.299 (39)	131.495		











48th Artistic Gymnastics World Championships
Doha (QAT), 25 October - 3 November 2018



Women's Individual Qualifications

SAT 27 OCT 2018

Intermediate Results Team + Mixed After Subdivision 10

Rank	Bib	NOC Name							Total	A-A Rank
			V1	V2	Avg					

INDIVIDUALS

SWE - Sweden										
737	CASTLES	Jessica	12.825			<u>12.000</u>	12.233	12.800	49.858	(46)
CHI - Chile										
545	CASTRO	Simona	13.133			12.200	<u>11.766</u>	12.200	49.299	(53)
INA - Indonesia										
623	IRFANALUTHFI	Rifda	<u>13.433</u>			10.600	12.700	12.533	49.266	(55)
RSA - South Africa										
710	ROOSKRANTZ	Caitlin	<u>13.133</u>			12.466	11.933	11.666	49.198	(57)
AZE - Azerbaijan										
520	NEKRASOVA	Marina	12.808	13.633	13.220	10.633	12.733	12.033	48.207	(67)
LAT - Latvia										
661	VIHROVA	Elina	<u>12.800</u>	12.633	12.716	11.900	11.166	11.800	47.666	(71)
VIE - Vietnam										
764	NGUYEN	Tienna Katelyn	13.400			11.733	11.133	<u>11.133</u>	47.399	(76)
PER - Peru										
686	MENDEZ	Ana Karina	13.200	12.833	13.016	11.133	<u>10.900</u>	11.800	47.033	(80)
IRL - Ireland										
626	SMITH	Meaghan	<u>12.700</u>			11.833	9.933	12.400	46.866	(82)
RSA - South Africa										
709	MAGUIRE	Angela	<u>12.333</u>			11.300	11.600	11.633	46.866	(83)
708	DARIES	Naveen	<u>13.133</u>			11.466	10.500	11.633	46.732	(86)
SGP - Singapore										
717	NATHAN	Nadine Joy	<u>13.166</u>			10.933	12.233	9.800	46.132	(90)
ALG - Algeria										
501	MOUFFOK	Janna	12.566			11.233	<u>11.300</u>	10.966	46.065	(91)
PHI - Philippines										
687	BUNAGAN	Corinne Leanne	13.266			10.991	<u>9.500</u>	12.133	45.890	(92)
SWE - Sweden										
738	TORRES	Marcela	13.333			<u>11.533</u>	9.666	11.266	45.798	(96)








48th Artistic Gymnastics World Championships
Doha (QAT), 25 October - 3 November 2018



Women's Individual Qualifications

SAT 27 OCT 2018

Intermediate Results Team + Mixed After Subdivision 10

Rank	Bib	NOC Name							Total	A-A Rank
			V1	V2	Avg					
KAZ - Kazakhstan										
651	BAUYRZHANOVA Aida		<u>12.166</u>			9.300	11.933	11.633	45.032	(104)
JOR - Jordan										
644	ALDAOUD Ruba		<u>12.825</u>	12.233	12.529	11.408	9.833	10.816	44.882	(106)
SRB - Serbia										
723	RAJCIC Aleksandra		12.133			11.300	<u>10.500</u>	10.100	44.033	(113)
GUA - Guatemala										
614	PALACIOS Ana Irene		12.966			8.266	<u>10.766</u>	11.966	43.964	(115)
LAT - Latvia										
660	DUBOVA Anastasija		<u>11.700</u>			10.900	9.866	11.166	43.632	(117)
ISR - Israel										
632	LAVY Meitar		12.433			<u>10.366</u>	8.800	11.733	43.332	(120)
CYP - Cyprus										
562	THEOCHAROUS Anastasia		12.133	9.766	10.949	9.133	<u>10.900</u>	11.000	43.166	(121)
CAY - Cayman Islands										
544	RUTTY Raegan		12.100			9.400	9.466	<u>11.166</u>	42.132	(126)
KAZ - Kazakhstan										
652	CHUIKINA Yekaterina		<u>12.433</u>			7.700	9.833	11.566	41.532	(127)
SRB - Serbia										
724	STAMENKOVIC Jelena		12.633			7.766	<u>9.566</u>	11.466	41.431	(128)
722	DURDEVIC Andela		12.100			8.400	<u>10.866</u>	9.900	41.266	(129)
UZB - Uzbekistan										
763	TUROBOVA Sabina		12.066			8.666	8.533	11.066	40.331	(130)
BOL - Bolivia										
530	VASQUEZ Diana		13.200			8.666	8.766	<u>9.400</u>	40.032	(131)
ALG - Algeria										
502	TEMMAMI Chama		9.600			8.566	<u>10.533</u>	9.866	38.565	(134)
HKG - Hong Kong, China										
615	CHAN Tsz Sum Elizabeth		13.233	0.000	6.616					
616	NG Yan Yin						<u>10.666</u>			
ISR - Israel										
633	NETZER Ofir		13.233	13.033	13.133					









48th Artistic Gymnastics World Championships
Doha (QAT), 25 October - 3 November 2018



Women's Individual Qualifications

SAT 27 OCT 2018

Intermediate Results Team + Mixed After Subdivision 10

Rank	Bib	NOC Name	 V1	V2	Avg				Total	A-A Rank
LAT - Latvia										
	659	CIRCENE Alina						9.233		
QAT - Qatar										
	701	ELKEY Jana	10.133				<u>8.800</u>	8.633		
SWE - Sweden										
	736	ADLERTEG Jonna			<u>14.433</u>					
SYR - Syrian Arab Republic										
	739	ALKHAYAT Areej	<u>10.525</u>							
UZB - Uzbekistan										
	762	CHUSOVITINA Oksana	14.300	14.100	14.200			12.266		

Note:
Underlined totals indicate starting apparatus.
Italics indicate the low (discarded) score.

Legend:
A-A All-Around **Avg.** Average **DNF** Did Not Finish **DNS** Did Not Start **Vx** Vault Number (x=1-2)

 Vault  Uneven Bars  Balance Beam  Floor Exercise

LONGINES Official Results Provider

