






48th Artistic Gymnastics World Championships  
Doha (QAT), 25 October - 3 November 2018



Women's Individual Qualifications

SAT 27 OCT 2018

Intermediate Results Team + Mixed After Subdivision 2

Rank	Bib	NOC Name				Total	A-A Rank			
			 V1	 V2	 Avg					
<b>1 JPN - Japan</b>										
	645	HATAKEDA Hitomi	13.533		13.800	13.133	12.466	52.932	(4)	
	646	KAJITA Nagi	13.333		13.550	11.866	12.400	51.149	(7)	
	647	MURAKAMI Mai	14.433		13.666	13.433	14.100	55.632	(1)	
	648	SUGIHARA Aiko								
	649	TERAMOTO Asuka	14.433		13.400	13.133	12.500	53.466	(3)	
<b>Total</b>			<u>42.399</u> (1)		41.016 (1)	39.699 (1)	39.066 (2)	<b>162.180</b>		
<b>2 BEL - Belgium</b>										
	521	BRASSART Maellyse	13.566			11.266	12.833			
	522	DERIKS Senna	13.533		11.466					
	523	DERWAELE Nina	13.466		15.066	13.766	13.266	55.564	(2)	
	524	HERMANS Rune			13.000	11.866	12.533			
	525	KLINCKAERT Axelle	13.700		12.033	13.175	13.166	52.074	(5)	
<b>Total</b>			40.799 (3)		40.099 (2)	38.807 (2)	<u>39.265</u> (1)	<b>158.970</b>		
<b>3 KOR - Republic of Korea</b>										
	653	HAM Miju	13.300							
	654	KIM Jury	13.100		11.233	12.566	11.633	48.532	(17)	
	655	LEE Eun Ju			12.700	12.633	12.166			
	657	YEO Seojeong	14.566	14.400	14.483	11.908	12.600	12.966	52.040	(6)
	658	YUN Narae	13.366		12.366	11.533	12.100	49.365	(14)	
<b>Total</b>			41.232 (2)		<u>36.974</u> (4)	37.799 (3)	37.232 (4)	<b>153.237</b>		
<b>4 AUS - Australia</b>										
	508	BROWN Georgia-Rose	13.466		13.400	11.133	12.366	50.365	(10)	
	509	EADE Alexandra	13.500				12.900			
	510	NEDOV Emma			12.333	11.933				
	512	MODARO Erin	13.400		12.400	12.633	12.600	51.033	(8)	
	513	WHITEHEAD Emily	12.666		12.900	11.566	12.533	49.665	(12)	
<b>Total</b>			40.366 (4)		38.700 (3)	36.132 (6)	<u>38.033</u> (3)	<b>153.231</b>		
<b>5 POL - Poland</b>										
	688	JANIK Gabriela	13.233		12.766	11.866	12.000	49.865	(11)	
	689	JURKOWSKA-KOWALSKA	13.400		11.841	12.366	12.000	49.607	(13)	
	690	LOPUSZANSKA Wiktoria	12.600		11.666	10.100	11.466	45.832	(23)	
	691	PIHAN-KULESZA Marta	11.500		11.633	13.100	12.833	49.066	(15)	
<b>Total</b>			39.233 (6)		<u>36.273</u> (6)	37.332 (4)	36.833 (5)	<b>149.671</b>		











48th Artistic Gymnastics World Championships  
Doha (QAT), 25 October - 3 November 2018



Women's Individual Qualifications

SAT 27 OCT 2018

Intermediate Results Team + Mixed After Subdivision 2

Rank	Bib	NOC Name							Total	A-A Rank
										
			V1	V2	Avg					
<b>6 ARG - Argentina</b>										
	503	DOMINICI Martina	13.466			13.033	12.166	12.333	50.998	(9)
	504	KLESA Camila				11.108				
	505	PISOS Agustina	<u>13.066</u>			<u>8.066</u>	<u>11.433</u>	12.066	44.631	(25)
	506	TARABINI Ayelen	13.100	12.833	12.966	12.133	13.133	<u>10.500</u>	48.866	(16)
	507	VAQUIE Mayra	13.366				11.666	12.033		
<b>Total</b>			39.932 (5)			36.274 (5)	36.965 (5)	36.432 (6)	<b>149.603</b>	
<b>7 CRC - Costa Rica</b>										
	558	CASTANEDA Arianna	12.566			10.566	9.033	11.400	43.565	(28)
	559	MURILLO Mariangeles	11.933			8.500	10.300	11.533	42.266	(29)
	560	SALAS Heika del Sol	12.366			12.133	9.933	11.800	46.232	(20)
<b>Total</b>			36.865 (7)			31.199 (7)	<u>29.266</u> (8)	34.733 (7)	<b>132.063</b>	

INDIVIDUALS

<b>AZE - Azerbaijan</b>										
	520	NEKRASOVA Marina	12.808	13.633	13.220	10.633	12.733	12.033	48.207	(18)
<b>LAT - Latvia</b>										
	661	VIHROVA Elina	<u>12.800</u>	12.633	12.716	11.900	11.166	11.800	47.666	(19)
<b>ALG - Algeria</b>										
	501	MOUFFOK Janna	12.566			11.233	<u>11.300</u>	10.966	46.065	(21)
<b>PHI - Philippines</b>										
	687	BUNAGAN Corinne Leanne	13.266			10.991	<u>9.500</u>	12.133	45.890	(22)
<b>JOR - Jordan</b>										
	644	ALDAOUD Ruba	<u>12.825</u>	12.233	12.529	11.408	9.833	10.816	44.882	(24)
<b>GUA - Guatemala</b>										
	614	PALACIOS Ana Irene	12.966			8.266	<u>10.766</u>	11.966	43.964	(26)
<b>LAT - Latvia</b>										
	660	DUBOVA Anastasija	<u>11.700</u>			10.900	9.866	11.166	43.632	(27)
<b>UZB - Uzbekistan</b>										
	763	TUROBOVA Sabina	12.066			8.666	8.533	11.066	40.331	(30)
<b>ALG - Algeria</b>										
	502	TEMMAMI Chama	9.600			8.566	<u>10.533</u>	9.866	38.565	(31)
<b>LAT - Latvia</b>										
	659	CIRCENE Alina					9.233			









48th Artistic Gymnastics World Championships  
Doha (QAT), 25 October - 3 November 2018



Women's Individual Qualifications


SAT 27 OCT 2018

Intermediate Results Team + Mixed After Subdivision 2

Rank	Bib	NOC Name	 V1	V2	Avg				Total	A-A Rank
<b>SYR - Syrian Arab Republic</b>										
	739	ALKHAYAT Areej	<u>10.525</u>							
<b>UZB - Uzbekistan</b>										
	762	CHUSOVITINA Oksana	14.300	14.100	14.200			12.266		

**Note:**  
Underlined totals indicate starting apparatus.  
*Italics* indicate the low (discarded) score.

**Legend:**  
**A-A** All-Around      **Avg.** Average      **Vx** Vault Number (x=1-2)

 Vault       Uneven Bars       Balance Beam       Floor Exercise

LONGINES Official Results Provider

