







48th Artistic Gymnastics World Championships  
Doha (QAT), 25 October - 3 November 2018



Women's Individual Qualifications

SAT 27 OCT 2018

Intermediate Results Team + Mixed After Subdivision 9

Rank	Bib	NOC Name							Total	A-A Rank
			 V1	V2	Avg					
<b>1 USA - United States of America</b>										
	756	BILES Simone	15.966	15.366	15.666	14.866	14.800	15.333	60.965	(1)
	757	EAKER Kara					14.466			
	758	HURD Morgan	14.600			14.466	13.466	13.933	56.465	(2)
	760	Mc CALLUM Grace	14.600	13.533	14.066	14.100		13.800		
	761	Mc CUSKER Riley	14.266			14.133	13.100	13.266	54.765	(8)
<b>Total</b>			45.166 (1)			43.465 (1)	42.732 (1)	43.066 (1)	<b>174.429</b>	
<b>2 RUS - Russian Federation</b>										
	711	AKHAIMOVA Liliia	14.566	13.633	14.099			13.600		
	712	ALEKSEEVA Irina	13.500			13.833	13.133	13.066	53.532	(12)
	713	MELNIKOVA Angelina	14.266	13.758	14.012	14.300	12.866	14.033	55.465	(5)
	714	MUSTAFINA Aliia				14.433	13.233	13.200		
	715	SIMAKOVA Angelina	0.000			12.366	13.400			
<b>Total</b>			42.332 (6)			42.566 (4)	39.766 (4)	40.833 (2)	<b>165.497</b>	
<b>3 CHN - People's Republic of China</b>										
	546	CHEN Yile	13.433			14.300	12.900	12.866	53.499	(13)
	548	LIU Tingting				14.333	13.733			
	549	LIU Jinru	14.300	13.933	14.116			12.133		
	550	LUO Huan	13.466			14.466	13.266	12.933	54.131	(9)
	551	ZHANG Jin	14.233			10.733	14.100	13.200	52.266	(22)
<b>Total</b>			41.999 (7)			43.099 (2)	41.099 (2)	38.999 (10)	<b>165.196</b>	
<b>4 CAN - Canada</b>										
	538	BLACK Elisabeth	14.033	14.216	14.124	14.000	13.733	13.233	54.999	(6)
	540	MOORS Brooklyn	13.333	DNS	DNF	12.666	13.133	13.500	52.632	(21)
	541	OLSEN Shallon	14.700	14.400	14.550		12.833	12.733		
	542	MAROIS Sophie	14.200				DNS	12.900		
	543	PADURARIU Anne-Marie				13.833	13.966			
<b>Total</b>			42.933 (3)			40.499 (9)	40.832 (3)	39.633 (5)	<b>163.897</b>	
<b>5 BRA - Brazil</b>										
	531	ANDRADE Rebeca	14.566			14.333	12.633			
	532	BARBOSA Jade	14.500			13.333	11.700	13.200	52.733	(20)
	533	FIDELIS Thais	13.533					13.133		
	535	OLIVEIRA Lorraine				13.166	12.066	13.033		
	536	SARAIVA Flavia	14.466			12.400	13.233	13.900	53.999	(10)
<b>Total</b>			43.532 (2)			40.832 (7)	37.932 (12)	40.233 (3)	<b>162.529</b>	






48th Artistic Gymnastics World Championships  
Doha (QAT), 25 October - 3 November 2018



Women's Individual Qualifications

SAT 27 OCT 2018

Intermediate Results Team + Mixed After Subdivision 9

Rank	Bib	NOC Name				Total	A-A Rank		
			 V1	V2	Avg				
<b>6 JPN - Japan</b>									
	645	HATAKEDA Hitomi	13.533		13.800	13.133	12.466	52.932	(16)
	646	KAJITA Nagi	13.333		13.550	11.866	12.400	51.149	(31)
	647	MURAKAMI Mai	14.433		13.666	13.433	14.100	55.632	(3)
	648	SUGIHARA Aiko							
	649	TERAMOTO Asuka	14.433		13.400	13.133	12.500	53.466	(14)
<b>Total</b>			<u>42.399</u> (5)		41.016 (6)	39.699 (6)	39.066 (8)	<b>162.180</b>	
<b>7 FRA - France</b>									
	589	BOSSU Juliette			13.866				
	591	BOYER Marine	13.666			13.600	13.133		
	592	CHARPY Lorette	13.433		13.000	13.066	12.666	52.165	(25)
	593	de JESUS dos SANT.	14.466		13.866	12.566	13.900	54.798	(7)
	594	VANHILLE Louise	13.500		12.933	12.900	12.600	51.933	(30)
<b>Total</b>			41.632 (8)		40.732 (8)	39.566 (7)	<u>39.699</u> (4)	<b>161.629</b>	
<b>8 GER - Germany</b>									
	602	BUI Kim	13.500		14.066		13.133		
	603	GRIESSER Leah			13.400	13.033	11.733		
	605	SCHEDER Sophie	13.433		14.058	13.050			
	606	SEITZ Elisabeth	13.666		14.566	11.700	12.866	52.798	(18)
	607	VOSS Sarah	14.000			13.133	12.000		
<b>Total</b>			41.166 (11)		<u>42.690</u> (3)	39.216 (8)	37.999 (14)	<b>161.071</b>	
<b>9 GBR - Great Britain</b>									
	595	DOWNIE Rebecca			14.400				
	596	DOWNIE Elissa	14.366		13.466	12.500	13.200	53.532	(11)
	597	FENTON Georgia-Mae	13.400		13.200	12.900	12.433	51.933	(29)
	598	KINSELLA Alice	14.300			12.300	12.733		
	599	SIMM Kelly	13.900		13.800	12.333	13.066	53.099	(15)
<b>Total</b>			42.566 (4)		41.666 (5)	37.733 (14)	38.999 (10)	<b>160.964</b>	
<b>10 NED - Netherlands</b>									
	671	POLDERMAN Kirsten	13.366				11.766		
	672	van POL Vera	13.766		13.000	11.066	12.500	50.332	(37)
	674	VISSER Naomi	13.300		13.433	12.966	13.133	52.832	(17)
	675	VOLLEMAN Tisha	0.000		12.833	12.766	13.433	39.032	(118)
	676	WEVERS Sanne			13.333	14.033			
<b>Total</b>			40.432 (17)		39.766 (11)	39.765 (5)	39.066 (8)	<b>159.029</b>	






48th Artistic Gymnastics World Championships  
Doha (QAT), 25 October - 3 November 2018



Women's Individual Qualifications

SAT 27 OCT 2018

Intermediate Results Team + Mixed After Subdivision 9

Rank	Bib	NOC Name				Total	A-A Rank
			 V1	V2	Avg		
<b>11 BEL - Belgium</b>							
	521	BRASSART Maellyse	13.566			11.266 12.833	
	522	DERIKS Senna	13.533		11.466		
	523	DERWAELE Nina	13.466		15.066	13.766 13.266	55.564 (4)
	524	HERMANS Rune			13.000	11.866 12.533	
	525	KLINCKAERT Axelle	13.700		12.033	13.175 13.166	52.074 (26)
<b>Total</b>			40.799 (15)		40.099 (10)	38.807 (9) 39.265 (7)	<b>158.970</b>
<b>12 ITA - Italy</b>							
	635	LANZA Irene	12.566		12.100	12.766 12.666	50.098 (39)
	636	BASILE Martina	13.833			12.233 13.233	
	637	MORI Lara	13.366		12.633	12.800 13.400	52.199 (23)
	638	RICCIARDI Sara	13.733		12.600	12.833 12.833	51.999 (28)
	639	RIZZELLI Martina			12.800		
<b>Total</b>			40.932 (13)		38.033 (14)	38.399 (10) 39.466 (6)	<b>156.830</b>
<b>13 ROU - Romania</b>							
	702	CRISAN Ioana	13.266		12.233	12.666 12.033	50.198 (38)
	704	GOLGOTA Denisa	14.266	13.566	13.916	12.366 12.733	13.400 52.765 (19)
	705	HOLBURA Maria			11.700	12.533	
	707	IVANUS Nica	13.333			12.666 12.400	
	703	GHICIUC Carmen	13.333		11.800	12.700	
<b>Total</b>			40.932 (13)		36.399 (18)	38.099 (11) 38.333 (12)	<b>153.763</b>
<b>14 KOR - Republic of Korea</b>							
	653	HAM Miju	13.300				
	654	KIM Jury	13.100		11.233	12.566 11.633	48.532 (56)
	655	LEE Eun Ju			12.700	12.633 12.166	
	657	YEO Seojeong	14.566	14.400	14.483	11.908 12.600	12.966 52.040 (27)
	658	YUN Narae	13.366		12.366	11.533 12.100	49.365 (47)
<b>Total</b>			41.232 (10)		36.974 (17)	37.799 (13) 37.232 (16)	<b>153.237</b>
<b>15 AUS - Australia</b>							
	508	BROWN Georgia-Rose	13.466		13.400	11.133 12.366	50.365 (36)
	509	EADE Alexandra	13.500			12.900	
	510	NEDOV Emma			12.333	11.933	
	512	MODARO Erin	13.400		12.400	12.633 12.600	51.033 (32)
	513	WHITEHEAD Emily	12.666		12.900	11.566 12.533	49.665 (43)
<b>Total</b>			40.366 (18)		38.700 (13)	36.132 (17) 38.033 (13)	<b>153.231</b>









48th Artistic Gymnastics World Championships  
Doha (QAT), 25 October - 3 November 2018



Women's Individual Qualifications

SAT 27 OCT 2018

Intermediate Results Team + Mixed After Subdivision 9

Rank	Bib	NOC Name							Total	A-A Rank
			 V1	V2	Avg					
<b>16 PRK - Democratic People's Republic of Korea</b>										
	696	JON Jang Mi	13.300			13.566	11.800			
	697	KIM Won Yong				12.200	12.666	10.833		
	698	KIM Su Jong	14.233	13.133	13.683	12.666	11.500	11.533	49.932	(40)
	699	PYON Rye Yong	14.000	14.266	14.133	12.900	10.733	11.866	49.499	(45)
	700	RI Su Ryon	13.100					12.766		
<b>Total</b>			41.533 (9)			39.132 (12)	35.966 (19)	36.165 (21)	<b>152.796</b>	
<b>17 HUN - Hungary</b>										
	618	BOECZOEKO Dorina	13.466			12.366	10.800	12.766	49.398	(46)
	619	PETER Sara	13.400					12.033		
	620	FEHER Nora	11.966			12.766	11.033	12.433	48.198	(60)
	621	KOVACS Zsofia	13.633			12.833	13.066	12.633	52.165	(24)
	622	MAKRA Noemi				12.266	12.000			
<b>Total</b>			40.499 (16)			37.965 (16)	36.099 (18)	37.832 (15)	<b>152.395</b>	
<b>18 UKR - Ukraine</b>										
	750	FEDOROVA Yana	13.600			12.466	11.133	11.733	48.932	(54)
	751	OSIPOVA Valeriia	13.466			11.700	11.466	12.666	49.298	(49)
	752	RADIVILOVA Angelina	13.500			12.066	10.266	11.800	47.632	(63)
	754	TITARENKO Alona								
	755	VARINSKA Diana	13.966			10.533	13.300	12.666	50.465	(34)
<b>Total</b>			41.066 (12)			36.232 (21)	35.899 (20)	37.132 (17)	<b>150.329</b>	
<b>19 POL - Poland</b>										
	688	JANIK Gabriela	13.233			12.766	11.866	12.000	49.865	(41)
	689	JURKOWSKA-KOWALSKA	13.400			11.841	12.366	12.000	49.607	(44)
	690	LOPUSZANSKA Wiktoria	12.600			11.666	10.100	11.466	45.832	(84)
	691	PIHAN-KULESZA Marta	11.500			11.633	13.100	12.833	49.066	(53)
<b>Total</b>			39.233 (22)			36.273 (20)	37.332 (15)	36.833 (18)	<b>149.671</b>	
<b>20 ARG - Argentina</b>										
	503	DOMINICI Martina	13.466			13.033	12.166	12.333	50.998	(33)
	504	KLESA Camila				11.108				
	505	PISOS Agustina	13.066			8.066	11.433	12.066	44.631	(99)
	506	TARABINI Ayelen	13.100	12.833	12.966	12.133	13.133	10.500	48.866	(55)
	507	VAQUIE Mayra	13.366				11.666	12.033		
<b>Total</b>			39.932 (19)			36.274 (19)	36.965 (16)	36.432 (20)	<b>149.603</b>	








48th Artistic Gymnastics World Championships  
Doha (QAT), 25 October - 3 November 2018



Women's Individual Qualifications

SAT 27 OCT 2018

Intermediate Results Team + Mixed After Subdivision 9

Rank	Bib	NOC Name				Total	A-A Rank		
			 V1	 V2	 Avg				
<b>21 AUT - Austria</b>									
	514	FRYSAK Bianca	12.500		11.266	11.900			
	515	HAEMMERLE Elisa			10.466	12.500			
	516	MADER Jasmin	13.200		12.100	10.400	11.766		
	518	MEIXNER Christina	DNS		10.966	11.666	10.366		
	519	MOERZ Alissa	12.533			11.466	11.866		
<b>Total</b>			<b>38.233 (30)</b>		<b>34.332 (26)</b>	<b>35.632 (21)</b>	<b>35.532 (24)</b>	<b>143.729</b>	
<b>22 POR - Portugal</b>									
	692	DIAS Beatriz	11.766		11.100	10.900	12.000	45.766 (87)	
	693	MARIANITO Mariana	12.666		10.266	9.966	12.200	45.098 (92)	
	694	MARTINS Filipa	13.400		13.066	11.400	12.500	50.366 (35)	
	695	PITREZ Mariana	12.500		11.100	10.466	11.700	45.766 (86)	
<b>Total</b>			<b>38.566 (28)</b>		<b>35.266 (22)</b>	<b>32.766 (28)</b>	<b>36.700 (19)</b>	<b>143.298</b>	
<b>23 COL - Colombia</b>									
	552	ARDILA GARCIA Dayana	13.566		10.966	11.533	11.400	47.465 (65)	
	553	ESCOBAR BETANCUR Ginna	12.966		12.233	9.933	12.000	47.132 (69)	
	554	MESA Angelica	12.566				11.500		
	555	PARDO Valentina			11.900	11.366			
	556	VERA SANABRIA EM	12.866		10.900	10.566	DNS	DNF	
<b>Total</b>			<b>39.398 (21)</b>		<b>35.099 (24)</b>	<b>33.465 (25)</b>	<b>34.900 (29)</b>	<b>142.862</b>	
<b>24 TUR - Turkey</b>									
	746	MUTLU Demet	13.066		11.850	10.800	10.866	46.582 (77)	
	747	SAHIN Ilayda	12.633		10.266	11.266	11.700	45.865 (83)	
	748	UCTAS SANLI Goksu	13.266			10.766	10.600		
	749	YILMAZ Tutya	13.100		11.533	12.000	12.533	49.166 (52)	
<b>Total</b>			<b>39.432 (20)</b>		<b>33.649 (28)</b>	<b>34.066 (22)</b>	<b>35.099 (26)</b>	<b>142.246</b>	
<b>25 FIN - Finland</b>									
	583	KETTUNEN Enni	12.633	12.566	12.599	10.100	10.800	12.133	45.666 (88)
	584	LEINONEN Maija	12.766			11.766	11.100	11.733	47.365 (67)
	585	MAEKELAE Sani	13.766	13.433	13.599		9.333	12.133	
	587	OJALA Rosanna				12.200			
	588	SAUKKONEN Siiri	12.600			10.566	8.333	11.833	43.332 (107)
<b>Total</b>			<b>39.165 (23)</b>		<b>34.532 (25)</b>	<b>31.233 (32)</b>	<b>36.099 (22)</b>	<b>141.029</b>	









48th Artistic Gymnastics World Championships  
Doha (QAT), 25 October - 3 November 2018



Women's Individual Qualifications

SAT 27 OCT 2018

Intermediate Results Team + Mixed After Subdivision 9

Rank	Bib	NOC Name		V2	Avg				Total	A-A Rank
<b>26 NOR - Norway</b>										
	677	DAVIDSEN Sara	12.666				11.800			
	678	ERICHSEN Julie	13.400			11.266	11.966	11.466	48.098	(61)
	679	FOSSE Edel				10.533		10.900		
	680	NYGAARD Thea Mille	12.666			10.733	9.066	12.266	44.731	(97)
	681	SOEDERSTROEM Julie	12.700			11.233	9.033	12.200	45.166	(91)
		<b>Total</b>	38.766 (25)			33.232 (29)	32.832 (27)	35.932 (23)	<b>140.762</b>	
<b>27 SVK - Slovakia</b>										
	731	BUNCE Chiara	13.066			11.833	10.500	11.800	47.199	(68)
	732	KUKLOVSKA Ema	12.133				10.900	10.833		
	733	TAKACOVA Karolina								
	734	VALASTIAKOVA Veronika	12.900			9.500	11.833	11.633	45.866	(82)
	735	VYDUREKOVA Viktoria	12.733			11.766	9.400	11.300	45.199	(90)
		<b>Total</b>	38.699 (26)			33.099 (30)	33.233 (26)	34.733 (31)	<b>139.764</b>	
<b>28 ISL - Iceland</b>										
	627	ADALSTEINSDOTTIR T	12.100			11.100	10.366	11.766	45.332	(89)
	628	BELANYI Dominiqua	12.600			9.066				
	629	KRISTINSDOTTIR ML					10.700	11.866		
	630	OLAFSDOTTIR SM	11.766			10.366	10.066	10.666	42.864	(110)
	631	SUTO-TUUHA Agnes	13.133			10.833	11.166	11.633	46.765	(75)
		<b>Total</b>	37.833 (32)			32.299 (31)	32.232 (30)	35.265 (25)	<b>137.629</b>	
<b>29 MAS - Malaysia</b>										
	663	ABDUL HADI Farah Ann	12.966			9.966	11.866	12.033	46.831	(74)
	664	TAN ING Yueh	13.200			10.633	8.966	12.200	44.999	(94)
	665	TRACIE Ang	12.733			10.233	11.433	10.433	44.832	(96)
		<b>Total</b>	38.899 (24)			30.832 (33)	32.265 (29)	34.666 (33)	<b>136.662</b>	
<b>30 NZL - New Zealand</b>										
	682	BRETT Isabella	13.166			8.233	11.133	11.700	44.232	(101)
	683	FISHWICK Maia	11.833	DNS	DNF	11.800	12.166	11.200	46.999	(71)
	684	RYAN Charlotte	13.400	12.916	13.158	9.400	10.333	11.400	44.533	(100)
		<b>Total</b>	38.399 (29)			29.433 (35)	33.632 (24)	34.300 (34)	<b>135.764</b>	
<b>31 BLR - Belarus</b>										
	527	LASTOUSKAYA Maryia	11.866			10.700	9.933	11.433	43.932	(104)
	528	NETSIAZHENKA A	11.800			11.266	8.100	11.533	42.699	(111)
	529	TRAUKOVA Hanna	12.933			12.100	11.133	12.066	48.232	(57)
		<b>Total</b>	36.599 (35)			34.066 (27)	29.166 (36)	35.032 (27)	<b>134.863</b>	











48th Artistic Gymnastics World Championships  
Doha (QAT), 25 October - 3 November 2018



Women's Individual Qualifications

SAT 27 OCT 2018

Intermediate Results Team + Mixed After Subdivision 9

Rank	Bib	NOC Name							Total	A-A Rank
			V1	V2	Avg					
<b>32 DEN - Denmark</b>										
	569	BJOERNHOLDT Sofia	12.600			9.900	11.333	DNS	DNF	
	570	HULGAARD Mette	12.500			11.133	8.500	11.866	43.999	(102)
	571	KAJOE Victoria	DNS			9.033	10.966	11.600	DNF	
	572	WINTHER Emilie	12.466			8.533	9.733	11.400	42.132	(113)
<b>Total</b>			37.566 (33)			30.066 (34)	<u>32.032</u> (31)	34.866 (30)	<b>134.530</b>	
<b>33 CRC - Costa Rica</b>										
	558	CASTANEDA Arianna	12.566			10.566	9.033	11.400	43.565	(106)
	559	MURILLO Mariangeles	11.933			8.500	10.300	11.533	42.266	(112)
	560	SALAS Heika del Sol	12.366			12.133	9.933	11.800	46.232	(78)
<b>Total</b>			36.865 (34)			31.199 (32)	<u>29.266</u> (35)	34.733 (31)	<b>132.063</b>	
<b>34 JAM - Jamaica</b>										
	640	FRANCIS Danusia	13.333			10.766	12.033	12.066	48.198	(59)
	641	RICHMON Kiara	12.566			8.566	7.466	10.033	38.631	(119)
	642	ROBINSON Mackenzie	12.100			9.800	11.566	11.200	44.666	(98)
<b>Total</b>			37.999 (31)			29.132 (36)	<u>31.065</u> (33)	33.299 (35)	<b>131.495</b>	

INDIVIDUALS

<b>SWE - Sweden</b>										
	737	CASTLES Jessica	12.825			<u>12.000</u>	12.233	12.800	49.858	(42)
<b>CHI - Chile</b>										
	545	CASTRO Simona	13.133			12.200	<u>11.766</u>	12.200	49.299	(48)
<b>INA - Indonesia</b>										
	623	IRFANALUTHFI Rifda	<u>13.433</u>			10.600	12.700	12.533	49.266	(50)
<b>RSA - South Africa</b>										
	710	ROOSKRANTZ Caitlin	<u>13.133</u>			12.466	11.933	11.666	49.198	(51)
<b>AZE - Azerbaijan</b>										
	520	NEKRASOVA Marina	12.808	13.633	13.220	10.633	12.733	12.033	48.207	(58)
<b>LAT - Latvia</b>										
	661	VIHROVA Elina	<u>12.800</u>	12.633	12.716	11.900	11.166	11.800	47.666	(62)
<b>VIE - Vietnam</b>										
	764	NGUYEN Tienna Katelyn	13.400			11.733	11.133	<u>11.133</u>	47.399	(66)
<b>PER - Peru</b>										
	686	MENDEZ Ana Karina	13.200	12.833	13.016	11.133	<u>10.900</u>	11.800	47.033	(70)











48th Artistic Gymnastics World Championships  
Doha (QAT), 25 October - 3 November 2018



Women's Individual Qualifications

SAT 27 OCT 2018

Intermediate Results Team + Mixed After Subdivision 9

Rank	Bib	NOC Name							Total	A-A Rank
			V1	V2	Avg					
<b>IRL - Ireland</b>										
626	SMITH Meaghan		<u>12.700</u>			11.833	9.933	12.400	46.866	(72)
<b>RSA - South Africa</b>										
709	MAGUIRE Angela		<u>12.333</u>			11.300	11.600	11.633	46.866	(73)
708	DARIES Naveen		<u>13.133</u>			11.466	10.500	11.633	46.732	(76)
<b>SGP - Singapore</b>										
717	NATHAN Nadine Joy		<u>13.166</u>			10.933	12.233	9.800	46.132	(79)
<b>ALG - Algeria</b>										
501	MOUFFOK Janna		12.566			11.233	<u>11.300</u>	10.966	46.065	(80)
<b>PHI - Philippines</b>										
687	BUNAGAN Corinne Leanne		13.266			10.991	<u>9.500</u>	12.133	45.890	(81)
<b>SWE - Sweden</b>										
738	TORRES Marcela		13.333			<u>11.533</u>	9.666	11.266	45.798	(85)
<b>KAZ - Kazakhstan</b>										
651	BAUYRZHANOVA Aida		<u>12.166</u>			9.300	11.933	11.633	45.032	(93)
<b>JOR - Jordan</b>										
644	ALDAOUD Ruba		<u>12.825</u>	12.233	12.529	11.408	9.833	10.816	44.882	(95)
<b>GUA - Guatemala</b>										
614	PALACIOS Ana Irene		12.966			8.266	<u>10.766</u>	11.966	43.964	(103)
<b>LAT - Latvia</b>										
660	DUBOVA Anastasija		<u>11.700</u>			10.900	9.866	11.166	43.632	(105)
<b>ISR - Israel</b>										
632	LAVY Meitar		12.433			<u>10.366</u>	8.800	11.733	43.332	(108)
<b>CYP - Cyprus</b>										
562	THEOCHAROUS Anastasia		12.133	9.766	10.949	9.133	<u>10.900</u>	11.000	43.166	(109)
<b>CAY - Cayman Islands</b>										
544	RUTTY Raegan		12.100			9.400	9.466	<u>11.166</u>	42.132	(114)
<b>KAZ - Kazakhstan</b>										
652	CHUIKINA Yekaterina		<u>12.433</u>			7.700	9.833	11.566	41.532	(115)
<b>UZB - Uzbekistan</b>										
763	TUROBOVA Sabina		12.066			8.666	8.533	11.066	40.331	(116)












48th Artistic Gymnastics World Championships  
Doha (QAT), 25 October - 3 November 2018



Women's Individual Qualifications

SAT 27 OCT 2018


Intermediate Results Team + Mixed After Subdivision 9

Rank	Bib	NOC Name	 V1	 V2	Avg				Total	A-A Rank
<b>BOL - Bolivia</b>										
	530	VASQUEZ Diana	13.200			8.666	8.766	<u>9.400</u>	40.032	(117)
<b>ALG - Algeria</b>										
	502	TEMMAMI Chama	9.600			8.566	<u>10.533</u>	9.866	38.565	(120)
<b>HKG - Hong Kong, China</b>										
	615	CHAN Tsz Sum Elizabeth	13.233	0.000	6.616					
	616	NG Yan Yin					<u>10.666</u>			
<b>ISR - Israel</b>										
	633	NETZER Ofir	13.233	13.033	13.133					
<b>LAT - Latvia</b>										
	659	CIRCENE Alina					9.233			
<b>QAT - Qatar</b>										
	701	ELKEY Jana	10.133				<u>8.800</u>	8.633		
<b>SWE - Sweden</b>										
	736	ADLERTEG Jonna				<u>14.433</u>				
<b>SYR - Syrian Arab Republic</b>										
	739	ALKHAYAT Areej	<u>10.525</u>							
<b>UZB - Uzbekistan</b>										
	762	CHUSOVITINA Oksana	14.300	14.100	14.200			12.266		

**Note:**  
Underlined totals indicate starting apparatus.  
*Italics* indicate the low (discarded) score.

**Legend:**

**A-A** All-Around    **Avg.** Average    **DNF** Did Not Finish    **DNS** Did Not Start    **Vx** Vault Number (x=1-2)



LONGINES Official Results Provider

