

2021 U.S. Championships - Men Day 2

Meet Results - Multi







Jun 5, 2021

Page: 1
Printed: 6/5/2021 5:36:39 PM

Men / J7 / 17-18

Session: 3M

Judge's Signatures

| Rank | Num | Name/Gym | |  |  |  |  |  |  | AA | |
|------|-----|-------------------------------------|---------|---|---|---|---|---|---|----------------|--|
| 1 | 71 | Fred Richard Massachusetts Elite | Prelims | Final: 13.050 | 12.050 | 13.200 | 14.150 | 11.600 | 12.550 | 76.600 | |
| | | | | D/E: 5.1 / 7.950 | 4.9 / 7.150 | 4.7 / 8.500 | 5.2 / 8.950 | 5.2 / 6.700 | 5.0 / 7.850 | | |
| | | | | ND: | | | | -0.3 | -0.3 | | |
| | | | Finals | Final: 13.350 | 12.150 | 13.050 | 14.200 | 13.050 | 13.400 | 79.200 | |
| | | | | D/E: 5.2 / 8.150 | 5.6 / 6.550 | 4.7 / 8.350 | 5.2 / 9.100 | 5.0 / 8.050 | 4.6 / 8.800 | | |
| | | | | ND: | | | -0.1 | | | | |
| | | | | Combined Total: | | | | | | 155.800 | |
| 2 | 92 | Toby Liang Roswell Gymnastics | Prelims | Final: 13.350 | 12.100 | 12.350 | 13.400 | 12.400 | 12.650 | 76.250 | |
| | | | | D/E: 4.8 / 8.550 | 4.1 / 8.000 | 4.0 / 8.350 | 4.4 / 9.000 | 3.8 / 8.600 | 4.1 / 8.550 | | |
| | | | | ND: | | | | | | | |
| | | | Finals | Final: 12.600 | 12.650 | 12.750 | 13.750 | 12.200 | 12.850 | 76.800 | |
| | | | | D/E: 4.8 / 8.100 | 4.1 / 8.550 | 4.0 / 8.750 | 4.4 / 9.350 | 3.8 / 8.400 | 4.1 / 8.750 | | |
| | | | | ND: | -0.3 | | | | | | |
| | | | | Combined Total: | | | | | | 153.050 | |
| 3 | 62 | Joseph Pepe North Valley Gym | Prelims | Final: 11.250 | 12.150 | 12.850 | 13.900 | 12.900 | 12.600 | 75.650 | |
| | | | | D/E: 4.2 / 7.050 | 3.7 / 8.450 | 4.3 / 8.550 | 4.8 / 9.100 | 4.6 / 8.300 | 4.2 / 8.400 | | |
| | | | | ND: | | | | | | | |
| | | | Finals | Final: 12.550 | 10.750 | 12.800 | 13.900 | 12.850 | 12.950 | 75.800 | |
| | | | | D/E: 4.2 / 8.350 | 3.7 / 7.050 | 4.3 / 8.500 | 4.8 / 9.100 | 4.6 / 8.250 | 4.2 / 8.750 | | |
| | | | | ND: | | | | | | | |
| | | | | Combined Total: | | | | | | 151.450 | |
| 4 | 73 | Dallas Hale WOGA | Prelims | Final: 12.750 | 10.500 | 13.350 | 13.200 | 13.150 | 11.750 | 74.700 | |
| | | | | D/E: 5.2 / 7.550 | 5.1 / 5.400 | 4.5 / 8.850 | 5.2 / 8.100 | 5.1 / 8.050 | 4.5 / 7.250 | | |
| | | | | ND: | | | -0.1 | | | | |
| | | | Finals | Final: 12.900 | 11.400 | 13.100 | 14.550 | 13.100 | 11.450 | 76.500 | |
| | | | | D/E: 5.2 / 7.700 | 4.9 / 6.500 | 4.5 / 8.600 | 5.2 / 9.350 | 5.1 / 8.000 | 4.5 / 6.950 | | |
| | | | | ND: | | | | | | | |
| | | | | Combined Total: | | | | | | 151.200 | |
| 5 | 70 | Rithik Puri Lakeshore Academy | Prelims | Final: 11.750 | 12.650 | 12.650 | 13.500 | 12.750 | 11.650 | 74.950 | |
| | | | | D/E: 4.7 / 7.350 | 4.8 / 7.850 | 4.3 / 8.350 | 4.8 / 8.700 | 4.2 / 8.550 | 4.2 / 7.450 | | |
| | | | | ND: | -0.3 | | | | | | |
| | | | Finals | Final: 11.650 | 12.700 | 12.700 | 12.950 | 12.950 | 12.400 | 75.350 | |
| | | | | D/E: 4.7 / 7.550 | 4.8 / 7.900 | 4.3 / 8.400 | 4.8 / 8.450 | 4.2 / 8.750 | 4.2 / 8.200 | | |
| | | | | ND: | -0.6 | | -0.3 | | | | |
| | | | | Combined Total: | | | | | | 150.300 | |
| 6 | 87 | Ignacio Yockers Pride Gymnastics | Prelims | Final: 12.550 | 12.350 | 12.350 | 12.800 | 12.250 | 11.950 | 74.250 | |
| | | | | D/E: 4.5 / 8.050 | 4.8 / 7.550 | 4.1 / 8.250 | 4.0 / 8.800 | 3.6 / 8.650 | 3.8 / 8.150 | | |
| | | | | ND: | | | | | | | |
| | | | Finals | Final: 13.000 | 12.900 | 12.500 | 12.850 | 12.150 | 12.200 | 75.600 | |
| | | | | D/E: 4.5 / 8.500 | 4.8 / 8.100 | 4.1 / 8.400 | 4.0 / 8.850 | 3.6 / 8.550 | 3.8 / 8.400 | | |
| | | | | ND: | | | | | | | |
| | | | | Combined Total: | | | | | | 149.850 | |
| 7 | 90 | Nathan York Premier West | Prelims | Final: 12.650 | 12.650 | 12.200 | 13.050 | 12.200 | 12.300 | 75.050 | |
| | | | | D/E: 4.2 / 8.450 | 4.5 / 8.150 | 4.2 / 8.000 | 4.8 / 8.250 | 4.0 / 8.200 | 3.8 / 8.500 | | |
| | | | | ND: | | | | | | | |
| | | | Finals | Final: 13.000 | 12.450 | 12.000 | 12.300 | 12.300 | 12.700 | 74.750 | |
| | | | | D/E: 4.2 / 8.800 | 4.5 / 7.950 | 4.2 / 7.800 | 4.8 / 7.500 | 3.8 / 8.500 | 3.8 / 8.900 | | |
| | | | | ND: | | | | | | | |
| | | | | Combined Total: | | | | | | 149.800 | |







2021 U.S. Championships - Men Day 2

Meet Results - Multi

Jun 5, 2021

Page: 2
Printed: 6/5/2021 5:36:39 PM

Men / J7 / 17-18
Session: 3M

| Rank | Num | Name/Gym | |  |  |  |  |  |  | AA |
|--------------------------------|-----|---------------------------------------|---------|---|---|---|---|---|---|--------|
| 8 | 76 | Vishal Mandava Cypress Academy | Prelims | Final: 12.900 | 12.200 | 12.700 | 12.850 | 12.750 | 12.450 | 75.850 |
| | | | | D/E: 4.5 / 8.400 | 4.5 / 7.700 | 4.3 / 8.400 | 4.0 / 8.850 | 4.5 / 8.250 | 4.2 / 8.250 | |
| | | | ND: | | | | | | | |
| | | | Finals | Final: 13.300 | 11.300 | 12.950 | 12.800 | 11.550 | 12.000 | 73.900 |
| | | | | D/E: 4.5 / 8.800 | 4.5 / 6.800 | 4.3 / 8.650 | 4.0 / 8.800 | 4.1 / 7.450 | 4.2 / 7.800 | |
| | | | | ND: | | | | | | |
| Combined Total: 149.750 | | | | | | | | | | |
| 9 | 85 | Tai Gopaul Lakeshore Academy | Prelims | Final: 12.450 | 12.000 | 12.600 | 13.000 | 12.000 | 12.150 | 74.200 |
| | | | | D/E: 4.6 / 7.850 | 5.0 / 7.000 | 4.1 / 8.500 | 4.0 / 9.000 | 4.3 / 7.700 | 4.3 / 7.850 | |
| | | | | ND: | | | | | | |
| | | | Finals | Final: 12.550 | 12.000 | 12.300 | 13.200 | 12.350 | 12.750 | 75.150 |
| | | | | D/E: 4.6 / 7.950 | 5.0 / 7.000 | 4.1 / 8.200 | 4.0 / 9.200 | 4.3 / 8.050 | 4.3 / 8.450 | |
| | | | | ND: | | | | | | |
| Combined Total: 149.350 | | | | | | | | | | |
| 10 | 53 | Asher Cohen 5280 Gymnastics | Prelims | Final: 12.900 | 12.350 | 12.750 | 13.050 | 11.450 | 10.800 | 73.300 |
| | | | | D/E: 4.0 / 8.900 | 4.1 / 8.250 | 4.5 / 8.250 | 4.0 / 9.050 | 4.2 / 7.250 | 3.7 / 7.100 | |
| | | | | ND: | | | | | | |
| | | | Finals | Final: 12.850 | 12.700 | 12.200 | 13.200 | 12.800 | 11.900 | 75.650 |
| | | | | D/E: 4.0 / 8.850 | 4.0 / 8.700 | 4.5 / 7.700 | 4.0 / 9.200 | 4.2 / 8.600 | 3.7 / 8.200 | |
| | | | | ND: | | | | | | |
| Combined Total: 148.950 | | | | | | | | | | |
| 11 | 77 | Dave Wolma Cypress Academy | Prelims | Final: 13.000 | 10.950 | 12.500 | 14.350 | 12.300 | 12.100 | 75.200 |
| | | | | D/E: 4.6 / 8.400 | 3.7 / 7.250 | 4.1 / 8.400 | 5.2 / 9.150 | 4.5 / 7.800 | 3.9 / 8.200 | |
| | | | | ND: | | | | | | |
| | | | Finals | Final: 12.600 | 10.900 | 12.300 | 13.850 | 11.850 | 11.600 | 73.100 |
| | | | | D/E: 4.6 / 8.000 | 3.7 / 7.200 | 4.1 / 8.200 | 5.2 / 8.650 | 4.5 / 7.350 | 3.9 / 7.700 | |
| | | | | ND: | | | | | | |
| Combined Total: 148.300 | | | | | | | | | | |
| 12 | 89 | Ryan Vanichtheeranont Premier West | Prelims | Final: 11.500 | 9.750 | 11.900 | 13.200 | 12.900 | 12.600 | 71.850 |
| | | | | D/E: 4.0 / 7.500 | 3.6 / 6.150 | 4.0 / 7.900 | 4.8 / 8.700 | 4.2 / 8.700 | 4.0 / 8.600 | |
| | | | | ND: | | | -0.3 | | | |
| | | | Finals | Final: 12.500 | 12.500 | 12.250 | 12.600 | 13.050 | 12.400 | 75.300 |
| | | | | D/E: 4.0 / 8.600 | 4.0 / 8.500 | 4.0 / 8.250 | 4.0 / 8.900 | 4.2 / 8.850 | 4.0 / 8.400 | |
| | | | | ND: | -0.1 | | -0.3 | | | |
| Combined Total: 147.150 | | | | | | | | | | |
| 13 | 64 | Cailen Walker Head Over Heels | Prelims | Final: 12.750 | 12.450 | 12.400 | 12.550 | 11.300 | 10.950 | 72.400 |
| | | | | D/E: 4.5 / 8.250 | 4.6 / 7.850 | 3.7 / 8.700 | 5.2 / 7.650 | 3.8 / 7.500 | 4.3 / 6.650 | |
| | | | | ND: | | | -0.3 | | | |
| | | | Finals | Final: 12.350 | 12.150 | 12.700 | 13.300 | 11.850 | 12.400 | 74.750 |
| | | | | D/E: 4.5 / 8.150 | 4.6 / 7.550 | 3.7 / 9.000 | 5.2 / 8.400 | 4.1 / 7.750 | 4.3 / 8.100 | |
| | | | | ND: | -0.3 | | -0.3 | | | |
| Combined Total: 147.150 | | | | | | | | | | |
| 14 | 75 | Cameron Lee WOGA | Prelims | Final: 12.500 | 9.150 | 12.500 | 13.400 | 12.900 | 12.050 | 72.500 |
| | | | | D/E: 4.5 / 8.000 | 4.6 / 4.550 | 4.4 / 8.100 | 4.8 / 8.700 | 4.7 / 8.200 | 4.1 / 7.950 | |
| | | | | ND: | | | -0.1 | | | |
| | | | Finals | Final: 12.100 | 12.400 | 12.600 | 13.350 | 12.950 | 11.150 | 74.550 |
| | | | | D/E: 4.4 / 7.700 | 4.8 / 7.600 | 4.4 / 8.200 | 4.8 / 8.650 | 4.7 / 8.250 | 4.1 / 7.050 | |
| | | | | ND: | | | -0.1 | | | |
| Combined Total: 147.050 | | | | | | | | | | |

2021 U.S. Championships - Men Day 2

Meet Results - Multi







Jun 5, 2021

Page: 3

Printed: 6/5/2021 5:36:39 PM

Men / J7 / 17-18

Session: 3M

| Rank | Num | Name/Gym | |  |  |  |  |  |  | AA |
|------|-----|-------------------------------------|---------|---|---|---|---|---|---|----------|
| 15 | 59 | Denis Irimiea Florida GTC | Prelims | Final: 11.650 | 11.700 | 12.350 | 13.200 | 12.050 | 11.900 | 72.850 |
| | | | | D/E: 4.2 / 7.450 | 3.7 / 8.000 | 4.0 / 8.350 | 4.8 / 8.700 | 3.9 / 8.150 | 3.5 / 8.400 | ND: -0.3 |
| | | | Finals | Final: 12.150 | 11.950 | 12.150 | 13.250 | 12.450 | 11.700 | 73.650 |
| | | | | D/E: 4.2 / 7.950 | 3.7 / 8.250 | 4.0 / 8.150 | 4.8 / 8.550 | 3.9 / 8.550 | 3.5 / 8.200 | ND: -0.1 |
| | | | | Combined Total: 146.500 | | | | | | |
| 16 | 93 | Logan McKeown Crenshaw Athl Club | Prelims | Final: 12.500 | 11.250 | 11.150 | 12.900 | 12.550 | 12.050 | 72.400 |
| | | | | D/E: 3.8 / 8.700 | 4.5 / 6.750 | 4.1 / 7.050 | 4.0 / 8.900 | 4.5 / 8.050 | 4.1 / 7.950 | ND: |
| | | | Finals | Final: 12.550 | 12.450 | 10.150 | 13.150 | 12.200 | 12.300 | 72.800 |
| | | | | D/E: 3.8 / 8.750 | 4.9 / 7.550 | 4.1 / 6.050 | 4.0 / 9.150 | 4.5 / 7.700 | 4.1 / 8.200 | ND: |
| | | | | Combined Total: 145.200 | | | | | | |
| 17 | 83 | Erich Upton Iron Cross Gym | Prelims | Final: 12.400 | 10.400 | 12.200 | 13.250 | 10.150 | 12.100 | 70.500 |
| | | | | D/E: 4.6 / 7.800 | 4.2 / 6.200 | 4.3 / 7.900 | 4.8 / 8.450 | 4.5 / 5.650 | 3.9 / 8.200 | ND: |
| | | | Finals | Final: 12.150 | 10.250 | 10.800 | 13.350 | 11.050 | 12.100 | 69.700 |
| | | | | D/E: 4.6 / 7.550 | 3.8 / 6.450 | 4.2 / 6.600 | 4.8 / 8.650 | 4.2 / 6.850 | 3.9 / 8.200 | ND: -0.1 |
| | | | | Combined Total: 140.200 | | | | | | |
| 18 | 82 | Aaron Stein Houston Gym Center | Prelims | Final: 10.450 | 8.800 | 12.600 | 13.600 | 11.500 | 10.550 | 67.500 |
| | | | | D/E: 4.6 / 5.850 | 3.5 / 5.300 | 4.1 / 8.500 | 4.8 / 8.800 | 3.9 / 7.600 | 3.6 / 6.950 | ND: |
| | | | Finals | Final: 10.900 | 11.300 | 12.350 | 13.050 | 11.550 | 11.400 | 70.550 |
| | | | | D/E: 4.6 / 6.300 | 3.8 / 7.500 | 4.1 / 8.250 | 4.8 / 8.550 | 3.9 / 7.650 | 3.9 / 7.500 | ND: -0.3 |
| | | | | Combined Total: 138.050 | | | | | | |
| 19 | 86 | Bryan Woffinden Thornton's Gym | Prelims | Final: 12.200 | 11.150 | 11.750 | 13.750 | 11.000 | 11.800 | 71.650 |
| | | | | D/E: 4.0 / 8.200 | 4.5 / 6.650 | 4.4 / 7.350 | 4.8 / 8.950 | 4.0 / 7.000 | 3.9 / 7.900 | ND: |
| | | | Finals | Final: 0.000 | 0.000 | 11.450 | 13.800 | 9.000 | 0.000 | 34.250 |
| | | | | D/E: 0.0 / 0.000 | 0.0 / 0.000 | 4.4 / 7.050 | 4.8 / 9.000 | 4.0 / 5.000 | 0.0 / 0.000 | ND: |
| | | | | Combined Total: 105.900 | | | | | | |