



















Team Results

Rank	Name	NAT							SJ Pen.	Total
			D Total Rk. E Pen.	D Total Rk. E Pen.	D Total Rk. E Pen.	D Total Rk. E Pen.	D Total Rk. E Pen.	D Total Rk. E Pen.		
1	Great Britain	GBR	42.365	41.666	42.532	44.599	43.865	40.800		255.827 Q
	HALL James			5.9 13.933 10 8.033	5.2 13.533 29 8.333		5.8 14.133 16 8.333	5.5 13.900 7 8.400		55.499
	FRASER Joe		5.6 13.633 29 8.033	6.1 14.600 1 8.500	5.6 14.266 9 8.666		6.5 15.066 1 8.566	5.5 13.700 15 8.200		71.265
	JARMAN Jake		6.3 14.466 4 8.166			5.6 14.833 4 9.233		4.6 13.200 41 8.600		42.499
	TULLOCH Courtney				6.1 14.733 4 8.633	5.6 14.800 7 9.200				29.533
	REGINI-MORAN Giarnni		5.9 14.266 8 8.366	5.4 13.133 39 7.733		5.6 14.966 3 9.366	6.1 14.666 6 8.566			57.031







Team Results

Rank	Name	NAT							SJ Pen.	Total
			D Total Rk. E Pen.	D Total Rk. E Pen.	D Total Rk. E Pen.	D Total Rk. E Pen.	D Total Rk. E Pen.	D Total Rk. E Pen.		
2	Turkey	TUR	41.032	41.100	43.066	44.166	43.499	39.999		252.862 Q
	ARICAN Ferhat			5.8 14.300 7 8.500		5.2 14.433 21 9.233	6.5 14.700 5 8.200	4.7 13.133 43 8.433		56.566
	SENER Kerem									0.000
	ONDER Ahmet		5.8 14.266 5 8.566	5.5 13.500 24 8.000	5.8 13.933 15 8.133	5.2 14.533 13 9.333	6.6 14.666 7 8.066	5.9 14.233 2 8.333		85.131
	ASIL Adem		5.8 14.266 7 8.466	5.0 13.300 27 8.300	6.3 14.933 2 8.633	6.0 15.200 1 9.200	5.6 14.133 15 8.533	4.7 12.633 60 7.933		84.465
	KOSAK Mehmet Ayberk		5.5 12.500 83 7.000		6.1 14.200 10 8.100					26.700







Team Results

Rank	Name	NAT							SJ Pen.	Total
			D Total Rk. E Pen.	D Total Rk. E Pen.	D Total Rk. E Pen.	D Total Rk. E Pen.	D Total Rk. E Pen.	D Total Rk. E Pen.		
3	Spain	ESP	42.266	40.332	41.132	44.066	43.133	41.200		252.129 Q
	ZAPATA Rayderley		6.0 14.233 9 8.233		5.5 14.033 12 8.533	5.6 14.600 10 9.000				42.866
	PLATA Joel		6.0 14.033 12 8.033	5.4 13.566 22 8.166	5.0 13.433 32 8.433	5.6 14.766 8 9.166		5.9 14.000 5 8.100		69.798
	ABAD Nestor				5.3 13.666 23 8.366		5.8 14.400 9 8.600	5.3 13.800 10 8.500		41.866
	MIR Nicolau		5.7 14.000 14 8.300	4.8 13.000 44 8.200		5.2 14.700 9 9.500	5.9 14.633 8 8.733	4.9 13.400 26 8.500		69.733
	DIALLO Thierno			5.8 13.766 14 7.966			5.9 14.100 19 8.200			27.866







Team Results

Rank	Name	NAT							SJ Pen.	Total
			D Total Rk. E Pen.	D Total Rk. E Pen.	D Total Rk. E Pen.	D Total Rk. E Pen.	D Total Rk. E Pen.	D Total Rk. E Pen.		
4	Italy	ITA	42.533	39.265	40.699	42.699	42.599	40.699		248.494 Q
	BARTOLINI Nicola		5.9 14.500 1 8.600	5.2 13.566 20 8.366		5.2 14.300 26 9.200 0.100	5.0 13.633 39 8.633			55.999
	CASALI Lorenzo Minh		6.0 14.200 10 8.200	4.8 12.833 51 8.033	5.1 13.500 31 8.400	5.6 14.466 19 8.966 0.100	5.6 14.166 14 8.566	5.1 13.366 31 8.266		82.531
	CINGOLANI Andrea				6.0 14.066 11 8.066					14.066
	LEVANTESI Matteo			5.0 12.866 50 7.866	4.7 13.133 47 8.433	5.2 13.933 51 9.033 0.300	5.6 14.800 2 9.200	5.1 13.533 21 8.433		68.265
	ABBADINI Yumin		5.4 13.833 19 8.433					5.6 13.800 11 8.200		27.633







Team Results

Rank	Name	NAT													SJ Pen.	Total
			D Total Rk. E Pen.	D Total Rk. E Pen.	D Total Rk. E Pen.	D Total Rk. E Pen.	D Total Rk. E Pen.	D Total Rk. E Pen.	D Total Rk. E Pen.	D Total Rk. E Pen.						
5	France	FRA	40.965		40.932		40.000		43.066		42.198		39.732			246.893 Q
	OSBERGER Benjamin		5.6 13.866 17 8.366 0.100	5.7 14.366 5 8.666	4.3 13.100 50 8.800								41.332			
	SALADINO Leo		5.6 13.366 38 7.766	5.1 13.066 41 7.966	5.1 13.700 22 8.600	5.6 14.600 10 9.000	5.7 13.866 28 8.166	5.0 13.033 45 8.033					81.631			
	DEGOUY Paul		5.3 13.733 25 8.433			4.7 13.200 43 8.500	5.2 14.400 22 9.300 0.100	5.5 14.066 21 8.566	5.3 13.833 8 8.533					69.232		
	BERNARD Cameron-Lie								6.3 14.266 11 7.966					14.266		
	SALEUR Julien				5.1 13.500 23 8.400			4.8 14.066 37 9.266			4.7 12.866 50 8.166					40.432







Team Results

Rank	Name	NAT													SJ Pen.	Total	
			D Total Rk. E Pen.		D Total Rk. E Pen.		D Total Rk. E Pen.		D Total Rk. E Pen.		D Total Rk. E Pen.		D Total Rk. E Pen.				
6	Switzerland	SUI	41.799		39.366		39.999		41.865		41.399		41.532			245.960 Q	
	SEIFERT Noe		5.8 13.933 16 8.133	5.7 13.666 15 7.966	5.0 13.600 25 8.600	4.8 14.066 37 9.266	5.9 13.633 41 7.733	5.7 14.133 3 8.433									83.031
	FREY Andrin		6.0 14.033 12 8.033			5.0 14.233 30 9.233											28.266
	KRATTER Moreno		5.9 13.833 21 7.933								5.5 13.566 20 8.066						27.399
	PFYL Marco			4.4 12.500 62 8.100	4.8 13.066 52 8.266	4.8 13.566 70 9.066	0.300	6.1 13.700 35 7.600	5.6 13.833 9 8.233								66.665
	TAMSEL Dominic			5.1 13.200 36 8.100	4.5 13.333 36 8.833			5.5 14.066 21 8.566									40.599







Team Results

Rank	Name	NAT							SJ Pen.	Total
			D Total Rk. E Pen.	D Total Rk. E Pen.	D Total Rk. E Pen.	D Total Rk. E Pen.	D Total Rk. E Pen.	D Total Rk. E Pen.		
7	Germany	GER	40.799	41.898	40.699	41.599	41.098	39.566		245.659 Q
	DAUSER Lukas		5.3 13.766 23 8.466		5.2 13.333 37 8.133	4.8 13.633 68 8.933 0.100	6.4 14.766 4 8.366	5.3 13.500 22 8.200		68.998
	DUNKEL Nils			6.1 14.366 6 8.266	5.3 13.400 34 8.100		5.6 13.566 42 7.966			41.332
	TREBING Glenn		5.5 13.800 22 8.300	5.8 13.666 16 7.866		4.8 13.766 65 8.966		4.9 12.333 77 7.433		53.565
	TOBA Andreas			5.6 13.866 11 8.266	5.5 13.966 14 8.466		5.0 12.766 69 7.766			40.598
	KOCHAN Lucas		5.4 13.233 48 7.833			5.2 14.200 32 9.300 0.300		5.2 13.733 13 8.533		41.166







Team Results

Rank	Name	NAT													SJ Pen.	Total
			D Total Rk. E Pen.		D Total Rk. E Pen.		D Total Rk. E Pen.		D Total Rk. E Pen.		D Total Rk. E Pen.		D Total Rk. E Pen.			
8	Hungary	HUN	40.832		39.332		39.999		42.233		41.865		40.666			244.927 Q
	MESZAROS Krisztofer		6.0 8.500	14.500 2	5.7 7.533	13.233 35	4.4 8.633	13.033 53	5.2 9.300	14.400 22	5.9 8.333	14.233 12	5.5 8.100	13.600 18		82.999
	BALAZS Krisztian		5.4 7.666	12.966 62							5.8 8.166	13.966 26	5.6 8.133	13.733 14		40.665
	TOMCSANYI Benedek				5.8 7.133	12.933 47	5.1 8.266	13.366 35	4.8 9.133	13.933 50						40.232
	KARDOS Botond		5.4 7.966	13.366 37					4.8 9.100	13.900 53	5.2 8.466	13.666 37	5.0 8.333	13.333 33		54.265
	KISS Balazs				5.4 7.766	13.166 38	5.1 8.500	13.600 26								26.766







Team Results

Rank	Name	NAT													SJ Pen.	Total	
			D Total Rk. E Pen.		D Total Rk. E Pen.		D Total Rk. E Pen.		D Total Rk. E Pen.		D Total Rk. E Pen.		D Total Rk. E Pen.				
9	Ukraine	UKR	40.032		39.266		40.766		43.699		41.199		38.499			243.461	
	KOVTUN Illia		6.1 14.466 3 8.366	6.3 13.366 26 7.066			5.2 14.400 22 9.300	0.100	6.3 14.766 3 8.466	5.3 12.433 73 7.133						69.431	
	PAKHNIUK Petro		5.4 12.600 81 7.200		4.4 12.733 77 8.333	5.2 14.466 16 9.266	6.0 13.000 61 7.000	5.0 13.333 33 8.333									66.132
	KOLODII Pantely			5.3 13.100 40 7.800	5.0 13.633 24 8.633					4.5 12.733 56 8.233						39.466	
	RADIVILOV Igor		5.2 12.966 61 8.066	0.300	6.0 14.400 8 8.400	5.6 14.833 4 9.233										42.199	
	MELNYKOV Mykyta			5.6 12.800 54 7.200				6.0 13.433 47 7.433								26.233	







Team Results

Rank	Name	NAT													SJ Pen.	Total
			D Total Rk. E Pen.		D Total Rk. E Pen.		D Total Rk. E Pen.		D Total Rk. E Pen.		D Total Rk. E Pen.		D Total Rk. E Pen.			
10	Romania	ROU	39.333		37.566		41.532		42.799		41.366		39.233			241.829
	BURTANETE Gabriel		5.6 7.500	13.100 59	4.4 8.300	12.700 56	4.9 8.833	13.733 19	5.6 9.233	14.833 4		4.2 8.633	12.833 52		67.199	
	MUNTEAN Andrei Vasile		5.3 8.000	13.300 42			5.3 8.533	13.833 17			5.9 8.233	14.133 17			41.266	
	BURTANETE Robert		5.2 7.833	12.933 63	4.1 8.366	12.466 63			5.2 9.066	13.966 49	4.9 8.633	13.533 43			52.898	
	MARC Razvan-Denis				4.3 8.100	12.400 64	5.3 8.666	13.966 13	4.8 9.200	14.000 44	5.2 8.500	13.700 34	4.9 8.500	13.400 26		67.466
	MODOIANU-ZSEDER Toma Roland											4.9 8.100	13.000 47		13.000	







Team Results

Rank	Name	NAT							SJ Pen.	Total
			D Total Rk. E Pen.	D Total Rk. E Pen.	D Total Rk. E Pen.	D Total Rk. E Pen.	D Total Rk. E Pen.	D Total Rk. E Pen.		
11	Netherlands	NED	39.766	38.132	38.799	42.300	41.599	40.298		240.894
	DE MUNCK Loran			6.3 14.566 2 8.266	4.6 13.133 46 8.533		5.6 13.800 31 8.200			41.499
	HAGENAAR Jordi		5.1 13.033 60 7.933	4.2 11.566 88 7.366	4.4 12.800 71 8.400	4.8 13.900 53 9.100	5.0 13.633 39 8.633	5.2 13.566 19 8.366		78.498
	DE VEER Martijn		5.2 13.633 28 8.433			4.8 14.100 35 9.300		4.9 13.266 37 8.366		40.999
	GRUENBERG Jermain			4.3 12.000 74 7.700	4.2 12.866 65 8.666		5.5 14.166 13 8.666	4.6 13.466 23 8.866		52.498
	RAMSAHAI Yazz		5.6 13.100 58 7.900			5.2 14.300 26 9.200			0.100	27.400







Team Results

Rank	Name	NAT													SJ Pen.	Total
			D Total Rk. E Pen.		D Total Rk. E Pen.		D Total Rk. E Pen.		D Total Rk. E Pen.		D Total Rk. E Pen.		D Total Rk. E Pen.			
12	Belgium	BEL	39.099		37.299		39.232		42.799		41.033		41.265			240.727
	VAN DEN KEYBUS Luka		5.6 12.500 84 6.900		4.3 12.766 75 8.466	5.2 14.066 39 9.166 0.300		4.8 13.500 46 8.700	5.4 13.466 24 8.066							66.298
	ONOSHIMA Takumi		5.7 13.866 18 8.166	3.8 11.166 95 7.366	4.4 13.133 45 8.733		5.3 13.533 44 8.233	4.9 13.733 12 8.833								65.431
	CUYLE Glen				5.7 13.333 38 7.633	5.2 14.233 31 9.133 0.100										27.566
	CUYLE Nicola		5.5 12.733 71 7.333 0.100	5.1 12.900 48 7.800												25.633
	KUAVITA Noah			5.2 13.233 33 8.033		5.2 14.500 14 9.300	5.9 14.000 24 8.100	5.8 14.066 4 8.266								55.799







Team Results

Rank	Name	NAT							SJ Pen.	Total
			D Total Rk. E Pen.	D Total Rk. E Pen.	D Total Rk. E Pen.	D Total Rk. E Pen.	D Total Rk. E Pen.	D Total Rk. E Pen.		
13	Austria	AUT	39.033	39.332	40.732	41.433	38.666	39.299		238.495
	HOECK Vinzenz				6.2 14.866 3 8.666			4.5 13.300 35 8.800		28.166
	BENDA Alexander		5.6 13.500 33 7.900		4.3 12.866 66 8.566	4.8 13.800 61 9.000	4.7 13.166 54 8.466	5.1 13.366 31 8.266		66.698
	ARNOLD Manuel Helmut		4.5 12.833 65 8.333	5.3 13.566 21 8.266	4.9 13.000 58 8.100		4.2 12.700 73 8.500			52.099
	RUDY Ricardo			4.8 13.233 31 8.433		4.8 13.833 58 9.133 0.100				27.066
	MATIEV Askhab		5.1 12.700 75 7.600	4.3 12.533 60 8.233		4.8 13.800 61 9.000	4.2 12.800 67 8.600	4.1 12.633 59 8.533		64.466







Team Results

Rank	Name	NAT							SJ Pen.	Total
			D Total Rk. E Pen.	D Total Rk. E Pen.	D Total Rk. E Pen.	D Total Rk. E Pen.	D Total Rk. E Pen.	D Total Rk. E Pen.		
14	Finland	FIN	41.166	38.899	38.932	40.099	39.566	39.532		238.194
	KANERVA Tarmo					4.4 13.466 73			9.066	13.466
	KIRMES Oskar			4.7 12.400 65	4.6 12.700 79		5.0 13.233 52	4.7 12.866 50		51.199
	KIRMES Robert		5.6 13.833 20	5.2 13.266 29	4.7 13.266 40	4.0 13.000 90	4.9 12.933 63	4.9 13.400 26		79.698
	KOSKI Elias		8.233	8.066	8.566	9.000	8.033	8.500		
	SORAVUO Emil		5.1 13.200 49	4.7 13.233 30	4.7 12.966 60	4.8 13.633 69	5.1 13.400 48	4.9 13.266 37		79.698
			8.100	8.533	8.266	8.833	8.300	8.366		
			5.5 14.133 11							14.133
			8.633							







Team Results

Rank	Name	NAT													SJ Pen.	Total
			D Total Rk. E Pen.		D Total Rk. E Pen.		D Total Rk. E Pen.		D Total Rk. E Pen.		D Total Rk. E Pen.		D Total Rk. E Pen.			
15	Norway	NOR	39.899		36.765		39.899		42.633		40.132		38.832			238.160
	HEGGENSNES Sofus		5.0 8.333	13.333 39	5.1 7.866	12.966 46	4.6 8.700	13.300 39	5.2 9.300	14.500 14	5.2 8.466	13.666 37	5.2 8.466	13.666 16		81.431
	WIBYE Harald				3.9 8.033	11.933 77					5.1 8.866	13.966 25	4.5 8.066	12.566 66		38.465
	KARLSEN Jacob		4.5 8.800	13.300 40			5.3 8.433	13.733 20	4.8 9.333	14.133 34			3.8 8.800	12.600 62		53.766
	SKOGVANG Peder		5.4 7.966	13.266 43	4.0 7.866	11.866 81			4.8 9.200	14.000 44						39.132
	AMBLIE Joar						4.3 8.566	12.866 66			3.7 8.800	12.500 82				25.366







Team Results

Rank	Name	NAT													SJ Pen.	Total
			D Total Rk. E Pen.		D Total Rk. E Pen.		D Total Rk. E Pen.		D Total Rk. E Pen.		D Total Rk. E Pen.		D Total Rk. E Pen.			
16	Israel	ISR	40.498		39.099		39.366		41.133		39.732		38.266			238.094
	DOLGOPYAT Artem		6.1 14.266 6 8.466 0.300				5.2 14.433 20 9.333 0.100	5.3 13.833 29 8.533	4.7 12.833 55 8.133							55.365
	PYATOV Ron				4.2 12.800 69 8.600											12.800
	MYAKININ Alexander			5.5 13.233 34 7.733						5.8 13.400 30 7.600					26.633	
	GULIDOV Pavel		5.2 12.466 85 7.466 0.200	4.6 12.633 58 8.033	5.4 13.566 27 8.166	5.2 14.200 33 9.100 0.100	5.2 13.166 55 7.966									66.031
	ZEIDEL Uri		5.5 13.766 24 8.266	5.0 13.233 32 8.233	4.3 13.000 56 8.700	4.8 12.500 103 8.000 0.300	4.6 12.733 71 8.133	4.3 12.033 90 7.733								77.265







Team Results

Rank	Name	NAT							SJ Pen.	Total
			D Total Rk. E Pen.	D Total Rk. E Pen.	D Total Rk. E Pen.	D Total Rk. E Pen.	D Total Rk. E Pen.	D Total Rk. E Pen.		
17	Sweden	SWE	39.066	37.799	38.266	41.166	40.666	38.399		235.362
	IDESJOE Karl		5.0 12.600 80 7.700 0.100		4.5 13.233 42 8.733	4.8 13.733 66 8.933	5.3 14.066 20 8.766	4.8 12.966 49 8.166		66.598
	LENBERG Joakim		4.7 13.233 47 8.533	4.4 11.633 87 7.233	3.7 12.400 87 8.700	4.8 13.400 75 8.700 0.100	4.4 12.800 68 8.400			63.466
	RUMBUTIS David		4.6 13.233 45 8.633	5.1 12.766 55 7.666	4.0 12.633 80 8.633	4.8 14.033 41 9.233	5.0 13.800 30 8.800	4.9 13.100 44 8.200		79.565
	SUNDELL William			5.2 13.400 25 8.200						13.400
	VANSTROEM Kim						4.0 12.333 75 8.333			12.333







Team Results

Rank	Name	NAT							SJ Pen.	Total
			D Total Rk. E Pen.	D Total Rk. E Pen.	D Total Rk. E Pen.	D Total Rk. E Pen.	D Total Rk. E Pen.	D Total Rk. E Pen.		
18	Bulgaria	BUL	36.432	39.199	38.532	42.565	39.266	38.966		234.960
	ALEKSANDROV Yordan		5.1 11.633 102 6.733 0.200		4.8 13.166 44 8.366	4.8 13.833 59 9.033	5.5 12.200 87 6.700	5.2 13.633 17 8.433		64.465
	HUDDLESTON David		5.6 11.666 101 6.066	5.1 13.633 17 8.533	5.3 13.133 49 7.833	5.2 14.266 29 9.166 0.100	5.7 14.333 10 8.633	4.4 12.833 54 8.433		79.864
	DIMITROV Dimitar				4.7 12.233 93 7.533	5.2 14.466 16 9.266				26.699
	TRIFONOV Teodor		5.5 13.133 55 7.633	4.6 12.266 67 7.666			4.3 12.733 70 8.433	4.2 12.500 69 8.300		50.632
	RADKOV Rayan			5.0 13.300 27 8.300						13.300







Team Results

Rank	Name	NAT							SJ Pen.	Total
			D Total Rk. E Pen.	D Total Rk. E Pen.	D Total Rk. E Pen.	D Total Rk. E Pen.	D Total Rk. E Pen.	D Total Rk. E Pen.		
19	Ireland	IRL	39.199	38.733	38.632	42.232	38.265	37.332		234.393
	MC CLENAGHAN Rhys			5.9 14.200 9 8.300						14.200
	CUNNINGHAM Dominick		5.7 13.966 15 8.266		5.1 12.966 61 7.866	5.2 14.466 16 9.266	5.1 13.233 53 8.133	4.7 13.166 42 8.466		67.797
	FOX Daniel			4.6 12.800 53 8.200	5.7 13.733 21 8.033	4.0 13.200 79 9.200	5.0 12.866 66 7.866	3.5 11.966 92 8.466		64.565
	MONTGOMERY Eamon		5.8 12.833 69 7.033							12.833
	MC ATEER Ewan		5.1 12.400 89 7.300	4.0 11.733 83 7.733	3.9 11.933 101 8.033	5.2 14.566 12 9.366	4.2 12.166 88 7.966	4.0 12.200 84 8.200		74.998







Team Results

Rank	Name	NAT							SJ Pen.	Total
			D Total Rk. E Pen.	D Total Rk. E Pen.	D Total Rk. E Pen.	D Total Rk. E Pen.	D Total Rk. E Pen.	D Total Rk. E Pen.		
20	Cyprus	CYP	39.332	35.099	38.232	40.033	37.566	39.599		229.861
	GEORGIU Marios		5.5 13.533 32 8.033	6.2 12.033 72 5.833				5.8 14.233 1 8.433		39.799
	GEORGIU Ilias									0.000
	ANGONAS Georgios		4.8 12.666 77 7.866	3.9 12.000 73 8.100	4.0 12.166 95 8.166	4.8 13.200 81 0.300	5.1 13.666 36 8.566	4.8 13.233 39 8.433		76.931
	PILAKOURIS Sokratis				5.9 13.933 16 8.033	4.0 12.933 93 9.033	3.6 11.200 100 0.100	7.600		38.066
	CHARI Michalis		5.5 13.133 54 7.733	3.6 11.066 96 0.100	4.3 12.133 96 7.466	4.8 13.900 53 9.100	4.2 12.700 73 8.500	3.8 12.133 89 8.333		75.065







Team Results

Rank	Name	NAT							SJ Pen.	Total
			D Total Rk. E Pen.	D Total Rk. E Pen.	D Total Rk. E Pen.	D Total Rk. E Pen.	D Total Rk. E Pen.	D Total Rk. E Pen.		
21	Greece	GRE	37.032	34.733	41.000	39.666	38.365	37.366		228.162
	PETROUNIAS Eleftherios				6.2 15.100 1 8.900					15.100
	KELESIDIS Georgios			5.2 12.200 71 7.000			4.4 12.333 86 7.933			24.533
	GKINIS Stavros		5.0 12.666 78 7.766 0.100		5.1 13.100 51 8.000	4.0 12.833 98 8.933 0.100	4.5 13.066 59 8.566	4.0 12.500 68 8.500		64.165
	KANELLOS Apostolos		4.5 12.566 82 8.066	5.3 11.733 85 6.433		4.0 12.933 94 8.933	4.1 12.966 62 8.866	4.7 12.633 60 7.933		62.831
	KRANITIS Nikolaos		4.8 11.800 97 7.100 0.100	3.7 10.800 101 7.100	4.2 12.800 69 8.600	4.8 13.900 53 9.100		4.1 12.233 80 8.133		61.533







Team Results

Rank	Name	NAT													SJ Pen.	Total
			D Total Rk. E Pen.		D Total Rk. E Pen.		D Total Rk. E Pen.		D Total Rk. E Pen.		D Total Rk. E Pen.		D Total Rk. E Pen.			
22	Lithuania	LTU	38.633		36.566		34.632		38.765		39.099		39.232			226.927
	TVOROGAL Robert												5.6 8.366	13.966 6		13.966
	CHASAZYROVAS Gytis		5.8 7.900	13.100 57 0.600	6.0 7.633	13.633 18 7.633	4.7 6.300	11.000 108 6.300	5.2 7.966	13.066 87 0.100	5.0 8.300	13.300 51 8.300	3.9 8.400	12.300 78 8.400		76.399
	KUZMICKAS Tomas		5.0 8.133	13.133 52 7.700	4.5 12.200	70 7.700	4.1 8.166	12.266 91 8.166	4.8 8.266	13.066 86 8.266	4.8 8.533	13.333 49 8.533	4.7 8.266	12.966 48 8.266		76.964
	LIASKINAS Ernestas				4.0 6.733	10.733 103 6.733			4.8 7.833	12.633 102 7.833						23.366
	KUZMICKAS Titas		4.0 8.400	12.400 88 8.400			3.5 7.866	11.366 105 7.866			3.7 8.766	12.466 83 8.766				36.232







Team Results

Rank	Name	NAT							SJ Pen.	Total
			D Total Rk. E Pen.	D Total Rk. E Pen.	D Total Rk. E Pen.	D Total Rk. E Pen.	D Total Rk. E Pen.	D Total Rk. E Pen.		
23	Portugal	POR	40.300	35.265	37.100	41.032	35.432	37.898	1.0	226.027
	ALMEIDA Filipe					5.2 13.066 87 7.966 0.100		3.9 12.666 57 8.766		25.732
	CAMPOS Guilherme		5.4 13.300 41 8.000 0.100	3.4 10.933 97 7.533	4.2 12.500 85 8.300	5.2 14.066 40 8.966 0.100	4.1 11.666 95 7.566	4.0 12.566 65 8.566		75.031
	CATARINO Joel				4.4 12.000 100 7.600		3.9 11.200 101 7.300	4.3 12.666 58 8.366		35.866
	MARQUES Marcelo		5.4 13.600 30 8.200	5.2 11.766 82 6.566						25.366
	NOGUEIRA Jose		5.3 13.400 36 8.200 0.100	3.9 12.566 59 8.666	4.2 12.600 82 8.400	4.8 13.900 53 9.100	4.1 12.566 79 8.466			65.032

Team Results

Rank	Name	NAT													SJ Pen.	Total
			D Total Rk. E Pen.		D Total Rk. E Pen.		D Total Rk. E Pen.		D Total Rk. E Pen.		D Total Rk. E Pen.		D Total Rk. E Pen.			
24	Azerbaijan	AZE	38.833		30.399		40.499		40.332		38.100		37.799		225.962	
	GAHRAMANOV Aghamurad		5.5 12.433 87 6.933	3.6 9.300 110 5.700	4.0 12.066 97 8.066	4.8 13.533 72 8.833 0.100	4.6 12.600 78 8.000	4.5 11.566 96 7.066							71.498	
	SAFAROV Mansum		5.0 12.800 70 7.800	3.9 8.866 112 4.966		4.0 12.466 104 8.766 0.300	3.7 11.700 94 8.000								45.832	
	SIMONOV Nikita				6.0 14.600 7 8.600					4.2 12.833 52 8.633					27.433	
	TIKHONOV Ivan		5.6 13.600 31 8.100 0.100	5.7 12.233 69 6.533	5.7 13.833 18 8.133	5.2 14.333 25 9.233 0.100	5.6 13.800 31 8.200	5.1 13.400 29 8.300							81.199	

Team Results

Rank	Name	NAT							SJ Pen.	Total
			D Total Rk. E Pen.	D Total Rk. E Pen.	D Total Rk. E Pen.	D Total Rk. E Pen.	D Total Rk. E Pen.	D Total Rk. E Pen.		
25	Georgia	GEO	38.366	35.566	39.466	40.266	37.032	34.132		224.828
	ABESADZE Saba			3.8 11.500 89 7.700	4.7 13.033 55 8.333		6.0 13.166 56 7.166	3.8 11.066 101 7.266		48.765
	DUDUCHAVA Valiko		4.7 11.833 96 7.133		5.2 13.033 89 7.933 0.100					24.866
	JIMSHELEISHVILI Ioane		5.6 13.700 26 8.100		4.3 12.933 62 8.633	4.8 14.000 44 9.200				40.633
	SITCHINAVA Bidzina		5.1 12.833 67 7.733	4.3 11.366 92 7.066		4.0 13.233 78 9.233	4.6 12.633 77 8.033	4.2 10.633 106 6.433		60.698
	SKHILADZE Levan			5.2 12.700 57 7.500	4.8 13.500 30 8.700		5.0 11.233 99 6.233	4.2 12.433 72 8.233		49.866

Team Results

Rank	Name	NAT													SJ Pen.	Total
			D Total Rk. E Pen.	D Total Rk. E Pen.	D Total Rk. E Pen.	D Total Rk. E Pen.	D Total Rk. E Pen.	D Total Rk. E Pen.	D Total Rk. E Pen.	D Total Rk. E Pen.						
26	Iceland	ISL	39.299		34.199		36.899		40.532		34.266		37.066			222.261
	GUDMUNDSSON Martin		4.6 13.233 45 8.633	3.6 10.766 102 7.166	4.0 12.033 98 8.033						4.3 12.600 63 8.300					48.632
	GUNNARSSON Jon				4.7 12.233 93 7.533											12.233
	THORISSON Jonas Ingi		5.0 12.633 79 7.733 0.100			4.8 13.666 67 8.866	3.9 12.533 81 8.633	3.5 12.133 87 8.633								50.965
	VALGEIRSSON Atli Snaer			4.2 11.500 90 7.300		4.0 12.833 98 8.933 0.100	3.5 9.000 107 8.500 3.000									33.333
	REINHARDSSON Valgard		5.4 13.433 35 8.033	3.6 11.933 76 8.333	4.3 12.633 81 8.333	4.8 14.033 41 9.233	4.8 12.733 72 7.933	4.3 12.333 76 8.033								77.098

LEGEND	Horizontal bar	Parallel bars	Vault	Rings	Pommel horse	Floor exercise
E Execution		D Difficulty	Rk. Ranking	Pen. Penalty		