

2023 U.S. Championships - Men Day 2

Meet Results - Multi







Aug 26, 2023

Page: 1
Printed: 8/26/2023 12:50:53 PM

Men / J6 / Junior 16

Session: 3M

Judge's Signatures







Rank	Num	Name/Gym								AA
1	89	Nathan Roman Agility	Prelims	Final: 13.561	12.100	13.088	13.800	13.711	12.604	78.864
				D/E: 5.0 / 7.950	4.5 / 7.600	4.4 / 8.350	4.8 / 9.000	4.9 / 8.200	4.0 / 8.500	
				B/ND: 0.611/_	0.000/_	0.338/_	0.100/-0.1	0.611/_	0.104/_	
			Finals	Final: 13.811	12.050	13.238	13.500	13.761	12.754	79.114
				D/E: 5.0 / 8.200	4.5 / 7.550	4.4 / 8.500	4.8 / 8.700	4.9 / 8.250	4.0 / 8.650	
				B/ND: 0.611/_	0.000/_	0.338/_	0.100/-0.1	0.611/_	0.104/_	
				Combined Total:						157.978
2	74	Danila Leykin EVO Gym	Prelims	Final: 12.104	12.717	12.604	13.450	13.469	14.026	78.370
				D/E: 4.6 / 7.400	4.7 / 7.800	4.2 / 8.300	4.4 / 9.050	4.8 / 8.200	4.6 / 8.500	
				B/ND: 0.104/_	0.217/_	0.104/_	0.000/_	0.469/_	0.926/_	
			Finals	Final: 12.917	12.417	12.704	12.750	13.519	14.076	78.383
				D/E: 4.7 / 8.300	4.7 / 7.500	4.2 / 8.400	4.0 / 8.750	4.8 / 8.250	4.6 / 8.550	
				B/ND: 0.217/-0.3	0.217/_	0.104/_	0.000/_	0.469/_	0.926/_	
				Combined Total:						156.753
3	81	Ty Roderiques GymTek	Prelims	Final: 12.754	11.500	11.950	14.305	12.700	11.750	74.959
				D/E: 4.6 / 8.050	3.5 / 8.000	3.7 / 8.250	5.2 / 8.600	3.7 / 9.000	3.3 / 8.450	
				B/ND: 0.104/_	0.000/_	0.000/_	0.505/_	0.000/_	0.000/_	
			Finals	Final: 11.704	11.250	12.450	14.555	12.600	11.750	74.309
				D/E: 4.6 / 7.300	3.2 / 8.050	3.7 / 8.750	5.2 / 8.850	3.7 / 8.900	3.3 / 8.450	
				B/ND: 0.104/-0.3	0.000/_	0.000/_	0.505/_	0.000/_	0.000/_	
				Combined Total:						149.268
4	63	Grant Bowers Hayden's	Prelims	Final: 12.150	11.150	12.850	12.400	12.700	11.904	73.154
				D/E: 4.2 / 7.950	3.8 / 7.350	4.1 / 8.750	4.0 / 8.400	4.3 / 8.400	4.0 / 7.800	
				B/ND: 0.000/_	0.000/_	0.000/_	0.000/_	0.000/_	0.104/_	
			Finals	Final: 12.350	11.300	12.550	12.700	12.900	12.554	74.354
				D/E: 4.0 / 8.350	3.7 / 7.600	4.1 / 8.450	4.0 / 8.700	4.3 / 8.600	4.0 / 8.450	
				B/ND: 0.000/_	0.000/_	0.000/_	0.000/_	0.000/_	0.104/_	
				Combined Total:						147.508
5	79	Justin Park Agility	Prelims	Final: 12.000	9.800	13.217	12.750	12.800	12.788	73.355
				D/E: 4.4 / 7.600	3.9 / 5.900	4.3 / 8.700	4.0 / 8.750	4.4 / 8.400	4.2 / 8.250	
				B/ND: 0.000/_	0.000/_	0.217/_	0.000/_	0.000/_	0.338/_	
			Finals	Final: 12.800	10.200	13.167	13.150	11.850	12.667	73.834
				D/E: 4.3 / 8.500	3.8 / 6.400	4.3 / 8.650	4.0 / 9.150	4.4 / 7.450	4.1 / 8.350	
				B/ND: 0.000/_	0.000/_	0.217/_	0.000/_	0.000/_	0.217/_	
				Combined Total:						147.189
6	80	Oleksandr Shybitov Lakeshore	Prelims	Final: 13.469	11.550	12.100	12.900	12.150	11.950	74.119
				D/E: 4.9 / 8.200	3.6 / 7.950	3.7 / 8.400	4.4 / 8.600	4.2 / 7.950	3.9 / 8.050	
				B/ND: 0.469/-0.1	0.000/_	0.000/_	0.000/-0.1	0.000/_	0.000/_	
			Finals	Final: 13.338	11.500	12.100	13.300	11.850	10.900	72.988
				D/E: 4.8 / 8.300	3.6 / 7.900	3.7 / 8.400	4.4 / 8.900	3.7 / 8.150	3.9 / 7.000	
				B/ND: 0.338/-0.1	0.000/_	0.000/_	0.000/_	0.000/_	0.000/_	
				Combined Total:						147.107
7	87	Dante Reive Army	Prelims	Final: 13.217	10.550	11.900	13.750	10.950	11.900	72.267
				D/E: 4.7 / 8.600	3.0 / 7.550	3.7 / 8.200	4.8 / 8.850	3.7 / 7.250	3.9 / 8.000	
				B/ND: 0.217/-0.3	0.000/_	0.000/_	0.100/_	0.000/_	0.000/_	
			Finals	Final: 13.367	11.350	12.850	13.700	11.150	12.000	74.417
				D/E: 4.7 / 8.450	2.9 / 8.450	3.7 / 9.150	4.8 / 8.800	3.7 / 7.450	3.8 / 8.200	
				B/ND: 0.217/_	0.000/_	0.000/_	0.100/_	0.000/_	0.000/_	
				Combined Total:						146.684

2023 U.S. Championships - Men Day 2

Meet Results - Multi

Aug 26, 2023

Page: 2
 Printed: 8/26/2023 12:50:54 PM
 Men / J6 / Junior 16
 Session: 3M

Rank	Num	Name/Gym								AA
8	75	Gage Kalley Roswell	Prelims	Final: 12.617	12.000	10.800	12.850	11.150	12.650	72.067
				D/E: 4.7 / 7.700	3.6 / 8.400	3.8 / 7.000	4.0 / 8.850	3.8 / 7.350	3.7 / 8.950	
				B/ND: 0.217 / _ _	0.000 / _ _	0.000 / _ _	0.000 / _ _	0.000 / _ _	0.000 / _ _	
			Finals	Final: 13.067	11.750	12.400	13.400	12.100	11.850	74.567
				D/E: 4.7 / 8.150	3.6 / 8.150	3.8 / 8.600	4.0 / 9.400	4.1 / 8.000	3.2 / 8.650	
				B/ND: 0.217 / _ _	0.000 / _ _	0.000 / _ _	0.000 / _ _	0.000 / _ _	0.000 / _ _	
				Combined Total:						146.634
9	61	Divier Ramos Interstate	Prelims	Final: 13.254	11.150	11.500	13.300	12.750	12.350	74.304
				D/E: 4.6 / 8.550	3.3 / 7.850	3.9 / 7.600	4.0 / 9.300	3.6 / 9.150	3.4 / 8.950	
				B/ND: 0.104 / _ _	0.000 / _ _	0.000 / _ _	0.000 / _ _	0.000 / _ _	0.000 / _ _	
			Finals	Final: 10.700	12.400	11.750	13.250	12.250	11.550	71.900
				D/E: 4.0 / 7.000	3.8 / 8.600	3.9 / 7.850	4.0 / 9.250	3.4 / 8.850	3.4 / 8.150	
				B/ND: 0.000 / -0.3	0.000 / _ _	0.000 / _ _	0.000 / _ _	0.000 / _ _	0.000 / _ _	
				Combined Total:						146.204
10	57	Wyatt Reynolds Gymnastics Olympica	Prelims	Final: 12.100	11.150	11.150	12.900	12.700	11.950	71.950
				D/E: 4.3 / 7.800	4.2 / 6.950	3.1 / 8.350	4.0 / 8.900	3.9 / 8.800	3.5 / 8.450	
				B/ND: 0.000 / _ _	0.000 / _ _	0.000 / -0.3	0.000 / _ _	0.000 / _ _	0.000 / _ _	
			Finals	Final: 12.450	12.150	12.000	12.750	12.750	12.150	74.250
				D/E: 4.3 / 8.150	4.5 / 7.650	3.3 / 8.700	4.0 / 8.750	3.9 / 8.850	3.4 / 8.750	
				B/ND: 0.000 / _ _	0.000 / _ _	0.000 / _ _	0.000 / _ _	0.000 / _ _	0.000 / _ _	
				Combined Total:						146.200
11	68	Joshua Hanny Cypress Academy	Prelims	Final: 12.969	10.350	12.250	12.500	12.800	11.350	72.219
				D/E: 4.9 / 7.700	3.8 / 6.550	4.1 / 8.150	4.0 / 8.500	4.2 / 8.600	3.8 / 7.550	
				B/ND: 0.469 / -0.1	0.000 / _ _	0.000 / _ _	0.000 / _ _	0.000 / _ _	0.000 / _ _	
			Finals	Final: 13.569	10.850	12.000	12.550	12.800	11.200	72.969
				D/E: 4.9 / 8.200	3.8 / 7.050	4.1 / 7.900	4.0 / 8.550	4.2 / 8.600	3.8 / 7.400	
				B/ND: 0.469 / _ _	0.000 / _ _	0.000 / _ _	0.000 / _ _	0.000 / _ _	0.000 / _ _	
				Combined Total:						145.188
12	53	Isaac Koo Lone Star	Prelims	Final: 13.538	11.050	9.200	13.550	11.300	12.600	71.238
				D/E: 4.8 / 8.400	4.2 / 6.850	2.4 / 7.100	4.8 / 8.650	3.7 / 7.600	3.8 / 8.800	
				B/ND: 0.338 / _ _	0.000 / _ _	0.000 / -0.3	0.100 / _ _	0.000 / _ _	0.000 / _ _	
			Finals	Final: 13.038	11.650	11.050	13.900	11.200	11.500	72.338
				D/E: 4.8 / 8.200	4.1 / 7.550	2.6 / 8.750	4.8 / 9.000	3.8 / 7.400	3.6 / 7.900	
				B/ND: 0.338 / -0.3	0.000 / _ _	0.000 / -0.3	0.100 / _ _	0.000 / _ _	0.000 / _ _	
				Combined Total:						143.576
13	76	Zac Myers EVO Gym	Prelims	Final: 12.550	12.100	11.950	11.850	13.000	8.250	69.700
				D/E: 4.1 / 8.450	4.1 / 8.000	3.7 / 8.250	4.0 / 7.850	4.1 / 8.900	1.8 / 6.450	
				B/ND: 0.000 / _ _	0.000 / _ _	0.000 / _ _	0.000 / _ _	0.000 / _ _	0.000 / _ _	
			Finals	Final: 13.200	11.300	12.000	12.600	12.650	12.050	73.800
				D/E: 4.1 / 9.100	4.1 / 7.200	3.7 / 8.300	4.0 / 8.600	4.1 / 8.550	3.4 / 8.650	
				B/ND: 0.000 / _ _	0.000 / _ _	0.000 / _ _	0.000 / _ _	0.000 / _ _	0.000 / _ _	
				Combined Total:						143.500
14	64	Nartey Brady Eagle Ridge	Prelims	Final: 12.538	9.350	10.350	13.950	10.650	11.850	68.688
				D/E: 4.8 / 7.400	2.9 / 6.450	3.9 / 6.450	4.8 / 9.150	3.6 / 7.050	3.9 / 7.950	
				B/ND: 0.338 / _ _	0.000 / _ _	0.000 / _ _	0.100 / -0.1	0.000 / _ _	0.000 / _ _	
			Finals	Final: 11.838	10.350	13.069	14.350	11.600	12.350	73.557
				D/E: 4.8 / 7.000	3.7 / 6.650	4.5 / 8.100	4.8 / 9.450	4.1 / 7.500	3.8 / 8.550	
				B/ND: 0.338 / -0.3	0.000 / _ _	0.469 / _ _	0.100 / _ _	0.000 / _ _	0.000 / _ _	
				Combined Total:						142.245

2023 U.S. Championships - Men Day 2

Meet Results - Multi







Aug 26, 2023

Page: 3

Printed: 8/26/2023 12:50:54 PM

Men / J6 / Junior 16

Session: 3M

Rank	Num	Name/Gym								AA	
15	86	Nick Deng Gymnastics Olympica	Prelims	Final:	11.800	9.500	11.550	12.650	11.850	11.700	69.050
				D/E:	4.1 / 7.800	2.8 / 6.700	3.6 / 7.950	4.0 / 8.750	3.6 / 8.250	3.4 / 8.300	
				B/ND:	0.000/-0.1	0.000/_._	0.000/_._	0.000/-0.1	0.000/_._	0.000/_._	
			Finals	Final:	12.450	11.150	12.050	12.750	12.350	11.200	71.950
				D/E:	4.1 / 8.450	3.5 / 7.650	3.6 / 8.450	4.0 / 8.750	3.6 / 8.750	3.4 / 7.800	
				B/ND:	0.000/-0.1	0.000/_._	0.000/_._	0.000/_._	0.000/_._	0.000/_._	
Combined Total:										141.000	
16	69	Mason Heath Cypress Academy	Prelims	Final:	11.650	9.600	12.450	12.550	12.750	12.004	71.004
				D/E:	4.3 / 7.650	3.8 / 5.800	4.1 / 8.350	4.0 / 8.550	4.3 / 8.450	4.0 / 7.900	
				B/ND:	0.000/-0.3	0.000/_._	0.000/_._	0.000/_._	0.000/_._	0.104/_._	
			Finals	Final:	12.250	8.600	12.650	12.000	12.150	12.154	69.804
				D/E:	4.4 / 8.150	3.8 / 4.800	4.1 / 8.550	4.0 / 8.100	4.1 / 8.050	4.0 / 8.050	
				B/ND:	0.000/-0.3	0.000/_._	0.000/_._	0.000/-0.1	0.000/_._	0.104/_._	
Combined Total:										140.808	
17	91	John Kronmiller Cypress Academy	Prelims	Final:	10.900	12.300	11.550	11.950	10.500	11.450	68.650
				D/E:	4.3 / 7.200	4.3 / 8.000	4.1 / 7.450	4.8 / 7.350	3.6 / 6.900	3.9 / 7.550	
				B/ND:	0.000/-0.6	0.000/_._	0.000/_._	0.100/-0.3	0.000/_._	0.000/_._	
			Finals	Final:	12.050	11.800	11.550	13.000	12.950	10.800	72.150
				D/E:	4.3 / 7.850	4.3 / 7.500	4.0 / 7.550	4.8 / 8.200	4.4 / 8.550	3.7 / 7.100	
				B/ND:	0.000/-0.1	0.000/_._	0.000/_._	0.100/-0.1	0.000/_._	0.000/_._	
Combined Total:										140.800	
18	73	Dylan Kramer Centre Elite	Prelims	Final:	12.700	6.150	11.150	14.000	12.500	12.100	68.600
				D/E:	4.4 / 8.400	2.2 / 6.950	3.3 / 8.150	4.8 / 9.100	3.4 / 9.100	3.5 / 8.600	
				B/ND:	0.000/-0.1	0.000/-3.0	0.000/-0.3	0.100/_._	0.000/_._	0.000/_._	
			Finals	Final:	11.950	10.450	11.000	13.450	12.300	11.550	70.700
				D/E:	4.3 / 7.650	2.4 / 8.050	3.4 / 7.900	4.8 / 8.550	3.4 / 8.900	3.5 / 8.050	
				B/ND:	0.000/_._	0.000/_._	0.000/-0.3	0.100/_._	0.000/_._	0.000/_._	
Combined Total:										139.300	
19	84	Bode Ticknor Great Northern	Prelims	Final:	12.050	9.050	12.000	12.700	11.550	11.600	68.950
				D/E:	4.0 / 8.050	2.8 / 6.250	3.9 / 8.100	4.0 / 8.700	3.9 / 7.650	3.6 / 8.000	
				B/ND:	0.000/_._	0.000/_._	0.000/_._	0.000/_._	0.000/_._	0.000/_._	
			Finals	Final:	12.250	9.500	11.950	12.400	12.300	11.850	70.250
				D/E:	4.1 / 8.450	2.9 / 6.600	3.9 / 8.050	4.0 / 8.500	3.9 / 8.400	3.6 / 8.250	
				B/ND:	0.000/-0.3	0.000/_._	0.000/_._	0.000/-0.1	0.000/_._	0.000/_._	
Combined Total:										139.200	