

2023 Elite Team Cup

Meet Results







Feb 25, 2023

Page: 1
Printed: 2/25/2023 9:20 PM

Men / JR / Junior

Session: ETC

Judge's Signatures

Rank	Num	Name	Gym							AA
1	91	Kai Uemura	Region 5	Diff: 5.200	4.600	4.400	4.800	4.800	4.900	
				Exec: 7.100	7.500	8.400	8.800	7.450	8.050	
				Bonus: 0.926	0.104	0.338	0.100	0.469	1.492	
				ND: -0.200						
				Final: 13.026	12.204	13.138	13.700	12.719	14.442	79.229
				Place: 12	10	5=	12=	14	1	1
2	108	Garrett Schooley	Region 8	Diff: 5.200	4.400	4.400	5.600	4.000	3.800	
				Exec: 8.150	8.250	8.100	8.650	8.250	8.500	
				Bonus: 0.926	0.000	0.338	0.916	0.000	0.000	
				ND: -0.800			-0.100			
				Final: 13.476	12.650	12.838	15.066	12.250	12.300	78.580
				Place: 3	4	9=	1	30	17	2
3	63	Zach Green	Region 1	Diff: 4.700	4.300	4.100	4.800	4.500	4.700	
				Exec: 8.550	6.600	8.600	8.300	8.800	8.200	
				Bonus: 0.217	0.000	0.000	0.100	0.104	1.102	
				ND: -0.100						
				Final: 13.367	10.900	12.700	13.200	13.404	14.002	77.573
				Place: 6	29	15	23=	4	2	3
4	80	Solen Chiodi	Region 4	Diff: 5.000	4.000	4.200	5.200	5.000	4.300	
				Exec: 7.800	7.300	8.200	7.700	8.250	7.800	
				Bonus: 0.611	0.000	0.104	0.505	0.763	0.469	
				ND: -0.300						
				Final: 13.411	11.300	12.504	13.105	14.013	12.569	76.902
				Place: 5	23	21=	26	1	13	4
5	67	Maxwell Odden	Region 1	Diff: 4.500	4.100	4.400	4.800	4.400	4.300	
				Exec: 9.350	7.400	7.850	7.550	8.850	8.400	
				Bonus: 0.000	0.000	0.338	0.100	0.000	0.469	
				ND: -0.100						
				Final: 13.850	11.500	12.588	12.350	13.250	13.169	76.707
				Place: 1	19=	19	45	8	6	5
6	61	Colin Flores	Region 1	Diff: 4.700	4.100	4.400	5.200	4.600	4.300	
				Exec: 8.000	8.200	8.100	8.200	6.850	8.550	
				Bonus: 0.217	0.000	0.338	0.505	0.217	0.469	
				ND: -0.300						
				Final: 12.617	12.300	12.838	13.805	11.667	13.319	76.546
				Place: 19	8	9=	11	42	4	6
7	94	Jake Islam	Region 6	Diff: 4.700	4.300	4.300	5.200	3.800	3.900	
				Exec: 8.100	7.650	8.350	8.750	8.800	7.900	
				Bonus: 0.217	0.000	0.217	0.505	0.000	0.000	
				ND: -0.100						
				Final: 12.917	11.950	12.867	14.355	12.600	11.800	76.489
				Place: 14	13	8	5	21	32	7
8	74	Caden Clinton	Region 3	Diff: 4.700	4.200	4.300	4.800	4.700	4.400	
				Exec: 6.800	6.850	8.650	8.250	8.900	8.200	
				Bonus: 0.217	0.000	0.217	0.100	0.338	0.611	
				ND: -0.100						
				Final: 11.717	11.050	13.167	13.050	13.938	13.211	76.133
				Place: 41	27	4	30	2	5	8

2023 Elite Team Cup

Meet Results







Feb 25, 2023

Page: 2

Printed: 2/25/2023 9:20 PM

Men / JR / Junior

Session: ETC

Rank	Num	Name	Gym							AA	
9	77	Kiran Mandava	Region 3	Diff:	4.700	5.200	4.100	4.800	4.900	4.300	76.123 9
				Exec:	7.600	6.050	9.250	7.900	7.150	8.050	
				Bonus:	0.217	0.926	0.000	0.100	0.611	0.469	
				ND:	-0.100			-0.100			
				Final:	12.417	12.176	13.350	12.700	12.661	12.819	
Place:	24	11	3	39	16	9					
10	115	Gavin Zborowski	Region 9	Diff:	4.700	4.600	4.400	4.800	3.700	4.400	76.120 10
				Exec:	7.650	7.650	8.400	7.750	8.850	7.850	
				Bonus:	0.217	0.104	0.338	0.100	0.000	0.611	
				ND:							
				Final:	12.567	12.354	13.138	12.650	12.550	12.861	
Place:	20	7	5=	40	24	8					
11	90	Cooper Kim	Region 5	Diff:	4.900	4.400	4.200	4.800	4.200	4.100	75.740 11
				Exec:	8.350	7.250	8.200	9.200	7.750	7.600	
				Bonus:	0.469	0.000	0.104	0.100	0.000	0.217	
				ND:	-0.100						
				Final:	13.619	11.650	12.504	14.100	11.950	11.917	
Place:	2	18	21=	9	38	24					
12	98	Hasan Aydogdu	Region 7	Diff:	4.000	4.200	4.000	4.800	4.500	4.300	75.723 12
				Exec:	8.000	7.500	8.750	8.800	8.000	8.200	
				Bonus:	0.000	0.000	0.000	0.100	0.104	0.469	
				ND:							
				Final:	12.000	11.700	12.750	13.700	12.604	12.969	
Place:	34	17	12	12=	18	7					
13	66	Nathan Roman	Region 1	Diff:	4.500	4.100	4.400	4.000	5.000	4.000	75.255 13
				Exec:	8.850	7.400	7.800	8.900	7.950	7.250	
				Bonus:	0.000	0.000	0.338	0.000	0.763	0.104	
				ND:				-0.100			
				Final:	13.350	11.500	12.538	12.800	13.713	11.354	
Place:	7	19=	20	34	3	38					
14	86	Sasha Bogonosiuik	Region 5	Diff:	5.000	3.800	3.900	4.400	4.500	3.600	75.165 14
				Exec:	7.650	8.800	8.600	8.550	8.450	7.300	
				Bonus:	0.611	0.000	0.000	0.000	0.104	0.000	
				ND:	-0.100						
				Final:	13.161	12.600	12.500	12.950	13.054	10.900	
Place:	9	5	24	33	10	44					
15	107	Jake Prabhakaran	Region 8	Diff:	3.800	3.800	4.000	4.000	3.200	3.700	75.050 15
				Exec:	8.550	8.900	8.700	9.300	9.400	8.100	
				Bonus:	0.000	0.000	0.000	0.000	0.000	0.000	
				ND:	-0.300			-0.100			
				Final:	12.050	12.700	12.700	13.200	12.600	11.800	
Place:	32	2	14	21	19	30=					
16	65	Toma Murakawa	Region 1	Diff:	4.800	4.000	4.600	5.200	4.300	4.100	74.921 16
				Exec:	8.300	5.800	8.350	8.800	6.900	8.200	
				Bonus:	0.338	0.000	0.611	0.505	0.000	0.217	
				ND:				-0.100			
				Final:	13.438	9.800	13.561	14.405	11.200	12.517	
Place:	4	38	2	4	49	14					

2023 Elite Team Cup

Meet Results







Feb 25, 2023

Page: 3

Printed: 2/25/2023 9:20 PM

Men / JR / Junior

Session: ETC

Rank	Num	Name	Gym							AA	
17	109	Dylan Shepard	Region 8	Diff:	4.300	3.100	4.100	4.800	4.000	3.700	74.500
				Exec:	8.850	7.400	8.550	9.300	9.400	6.900	
				Bonus:	0.000	0.000	0.000	0.100	0.000	0.000	
				ND:							
				Final:	13.150	10.500	12.650	14.200	13.400	10.600	
				Place:	10	31	17	7=	5	48	
18	105	Alex Karadzhov	Region 8	Diff:	3.900	3.800	4.200	4.000	4.000	3.700	74.454
				Exec:	8.450	8.450	7.150	9.350	9.100	8.550	
				Bonus:	0.000	0.000	0.104	0.000	0.000	0.000	
				ND:	-0.300						
				Final:	12.050	12.250	11.454	13.350	13.100	12.250	
				Place:	33	9	45	17=	9	18	
19	104	Jaden Blank	Region 8	Diff:	4.700	3.700	4.000	4.800	4.000	3.800	74.017
				Exec:	7.800	8.450	8.000	8.650	7.750	8.050	
				Bonus:	0.217	0.000	0.000	0.100	0.000	0.000	
				ND:							
				Final:	12.717	12.150	12.000	13.550	11.750	11.850	
				Place:	15	12	32	14	40	28	
20	112	Ty Jordan	Region 9	Diff:	4.300	3.400	4.800	4.400	3.900	3.100	73.976
				Exec:	7.700	7.200	8.200	8.600	8.700	8.750	
				Bonus:	0.000	0.000	0.926	0.000	0.000	0.000	
				ND:							
				Final:	12.000	10.600	13.926	13.000	12.600	11.850	
				Place:	35	30	1	31	22	27	
21	81	Maksim Kan	Region 4	Diff:	4.600	4.100	3.900	4.800	4.100	3.700	73.704
				Exec:	8.250	7.800	8.000	8.350	8.100	8.100	
				Bonus:	0.104	0.000	0.000	0.100	0.000	0.000	
				ND:	-0.300						
				Final:	12.654	11.900	11.900	13.250	12.200	11.800	
				Place:	17	14	33	20	32	30=	
22	100	Adam Lakomy	Region 7	Diff:	4.600	3.900	4.400	4.800	4.200	3.900	73.392
				Exec:	7.500	7.100	8.150	8.400	7.350	8.550	
				Bonus:	0.104	0.000	0.338	0.100	0.000	0.000	
				ND:							
				Final:	12.204	11.000	12.888	13.300	11.550	12.450	
				Place:	28	28	7	19	43	15	
23	88	Carson Eshleman	Region 5	Diff:	4.400	3.700	4.600	5.200	4.400	3.900	73.316
				Exec:	7.750	7.750	6.850	8.650	7.900	7.200	
				Bonus:	0.000	0.000	0.611	0.505	0.000	0.000	
				ND:				-0.100			
				Final:	12.150	11.450	12.061	14.255	12.300	11.100	
				Place:	29	21	30	6	28	43	
24	84	Sasha Malinkine	Region 4	Diff:	4.400	4.500	4.200	4.800	3.600	3.500	73.204
				Exec:	7.500	8.000	7.900	8.300	7.600	8.800	
				Bonus:	0.000	0.000	0.104	0.100	0.000	0.000	
				ND:	-0.100						
				Final:	11.800	12.500	12.204	13.200	11.200	12.300	
				Place:	38	6	28	23=	47	16	

2023 Elite Team Cup

Meet Results







Feb 25, 2023

Page: 4

Printed: 2/25/2023 9:20 PM

Men / JR / Junior







Session: ETC

Rank	Num	Name	Gym							AA
25	82	Gage Kile	Region 4	Diff: 4.600	3.000	4.000	5.200	4.500	3.300	
				Exec: 6.900	8.850	7.800	9.100	8.650	6.600	
				Bonus: 0.104	0.000	0.000	0.505	0.104	0.000	
				ND: -0.100			-0.300			
				Final: 11.504	11.850	11.800	14.505	13.254	9.900	72.813
				Place: 45	15	37	3	6	51	25
26	73	Jax Washburn	Region 2	Diff: 4.800	3.900	4.200	4.000	4.500	4.400	
				Exec: 7.400	6.600	8.100	9.050	7.350	7.650	
				Bonus: 0.338	0.000	0.104	0.000	0.104	0.611	
				ND: -0.300						
				Final: 12.238	10.500	12.404	13.050	11.954	12.661	72.807
				Place: 27	32	25	28=	37	12	26
27	79	Kaleb Palacio	Region 3	Diff: 4.900	3.000	4.300	5.200	4.000	4.100	
				Exec: 7.800	5.650	7.650	8.150	8.100	8.450	
				Bonus: 0.469	0.000	0.217	0.505	0.000	0.217	
				ND: -0.100						
				Final: 13.069	8.650	12.167	13.855	12.100	12.767	72.608
				Place: 11	45	29	10	34	10	27
28	62	Tyler Flores	Region 1	Diff: 4.400	4.000	4.200	4.800	4.400	4.300	
				Exec: 7.950	7.050	8.050	9.300	6.400	6.950	
				Bonus: 0.000	0.000	0.104	0.100	0.000	0.469	
				ND:						
				Final: 12.350	11.050	12.354	14.200	10.800	11.719	72.473
				Place: 25	26	26	7=	52	34	28
29	114	Dante Reive	Region 9	Diff: 4.800	3.500	4.100	4.800	4.000	3.700	
				Exec: 7.800	4.950	8.700	8.250	8.600	8.400	
				Bonus: 0.338	0.000	0.000	0.100	0.000	0.000	
				ND: -0.300						
				Final: 12.638	8.450	12.800	13.150	12.600	12.100	71.738
				Place: 18	47	11	25	23	22	29
30	96	Divier Ramos	Region 6	Diff: 4.600	3.400	3.900	4.000	3.700	3.400	
				Exec: 6.950	7.700	7.550	9.350	8.900	8.400	
				Bonus: 0.104	0.000	0.000	0.000	0.000	0.000	
				ND: -0.300						
				Final: 11.354	11.100	11.450	13.350	12.600	11.800	71.654
				Place: 47	25	46	17=	20	29	30
31	76	Xander Hong	Region 3	Diff: 4.600	4.700	4.400	4.800	4.700	4.300	
				Exec: 6.200	6.400	6.950	7.250	7.900	7.450	
				Bonus: 0.104	0.217	0.338	0.100	0.338	0.469	
				ND:			-0.100			
				Final: 10.904	11.317	11.688	12.050	12.938	12.219	71.116
				Place: 50	22	42	48	12	19	31
32	75	Mason Heath	Region 3	Diff: 4.400	4.800	3.600	3.600	4.400	4.100	
				Exec: 7.100	7.550	6.850	8.300	8.450	7.800	
				Bonus: 0.000	0.338	0.000	0.000	0.000	0.217	
				ND: -0.500			-0.100			
				Final: 11.000	12.688	10.450	11.800	12.850	12.117	70.905
				Place: 49	3	51	50	13	21	32

2023 Elite Team Cup

Meet Results

Feb 25, 2023

Rank	Num	Name	Gym							AA
33	97	Brian Solomon	Region 6	Diff: 4.800	4.600	4.100	4.800	4.200	3.700	
				Exec: 7.050	6.450	7.200	8.600	6.550	8.200	
				Bonus: 0.338	0.104	0.000	0.100	0.000	0.000	
				ND: -0.100						
				Final: 12.088	11.154	11.300	13.500	10.750	11.900	70.692
				Place: 31	24	47	16	53	26	33
34	71	Luke Tully	Region 2	Diff: 4.600	3.600	4.000	4.000	3.900	3.600	
				Exec: 7.050	6.450	8.350	9.200	9.150	6.650	
				Bonus: 0.104	0.000	0.000	0.000	0.000	0.000	
				ND:						
				Final: 11.754	10.050	12.350	13.200	13.050	10.250	70.654
				Place: 39	37	27	22	11	50	34
35	102	Jake Smith	Region 7	Diff: 3.800	2.700	4.000	4.400	3.500	3.600	
				Exec: 8.300	6.850	7.650	8.700	8.750	7.750	
				Bonus: 0.000	0.000	0.000	0.000	0.000	0.000	
				ND:						
				Final: 12.100	9.550	11.650	13.100	12.250	11.350	70.000
				Place: 30	41	44	27	29	40	35
36	111	Ethan Cox	Region 9	Diff: 4.800	4.200	4.100	4.800	4.300	4.200	
				Exec: 7.300	6.200	7.600	7.900	7.750	6.300	
				Bonus: 0.338	0.000	0.000	0.100	0.000	0.338	
				ND:			-0.300			
				Final: 12.438	10.400	11.700	12.500	12.050	10.838	69.926
				Place: 23	33	41	44	35	46	36
37	113	Joey Nieves	Region 9	Diff: 4.200	3.400	4.200	4.000	4.100	3.900	
				Exec: 6.900	6.800	8.350	8.300	8.200	7.650	
				Bonus: 0.000	0.000	0.104	0.000	0.000	0.000	
				ND: -0.300						
				Final: 10.800	10.200	12.654	12.300	12.300	11.550	69.804
				Place: 51	34	16	46	27	37	37
38	78	Chase Mondl	Region 3	Diff: 4.800	2.200	3.600	5.200	3.900	3.700	
				Exec: 7.400	7.050	8.050	8.950	8.300	8.450	
				Bonus: 0.338	0.000	0.000	0.505	0.000	0.000	
				ND:	-3.000					
				Final: 12.538	6.250	11.650	14.655	12.200	12.150	69.443
				Place: 21	51	43	2	31	20	38
39	69	Jonah Soltz	Region 2	Diff: 4.200	4.200	4.000	4.000	4.400	3.500	
				Exec: 7.200	6.000	7.850	8.800	7.500	7.550	
				Bonus: 0.000	0.000	0.000	0.000	0.000	0.000	
				ND:					-0.300	
				Final: 11.400	10.200	11.850	12.800	11.900	10.750	68.900
				Place: 46	35	34=	35	39	47	39
40	101	David Moroney	Region 7	Diff: 4.100	3.000	3.900	4.000	3.600	3.500	
				Exec: 7.650	6.650	7.850	9.050	7.900	7.850	
				Bonus: 0.000	0.000	0.000	0.000	0.000	0.000	
				ND:	-0.300					
				Final: 11.750	9.350	11.750	13.050	11.500	11.350	68.750
				Place: 40	42	38=	28=	45	39	40

2023 Elite Team Cup

Meet Results







Feb 25, 2023

Page: 6

Printed: 2/25/2023 9:20 PM

Men / JR / Junior

Session: ETC

Rank	Num	Name	Gym							AA
41	87	Noah Copeland	Region 5	Diff: 4.900	2.800	4.200	4.400	4.400	3.900	
				Exec: 7.650	4.300	8.400	8.600	7.150	7.700	
				Bonus: 0.469	0.000	0.104	0.000	0.000	0.000	
				ND: _____	_____	_____	-0.300	_____	_____	
				Final: 13.019	7.100	12.704	12.700	11.550	11.600	68.673
				Place: 13	49	13	38	44	36	41
42	99	Carson Crooks	Region 7	Diff: 3.600	2.900	3.900	3.200	3.300	3.800	
				Exec: 7.750	6.750	7.850	8.550	9.050	8.150	
				Bonus: 0.000	0.000	0.000	0.000	0.000	0.000	
				ND: -0.300	_____	_____	_____	_____	_____	
				Final: 11.050	9.650	11.750	11.750	12.350	11.950	68.500
				Place: 48	39	38=	51	25	23	42
43	68	Carson Higley	Region 2	Diff: 4.100	3.400	4.200	4.000	3.900	3.500	
				Exec: 8.150	3.650	8.200	8.550	8.450	7.700	
				Bonus: 0.000	0.000	0.104	0.000	0.000	0.000	
				ND: _____	_____	_____	_____	_____	_____	
				Final: 12.250	7.050	12.504	12.550	12.350	11.200	67.904
				Place: 26	50	21=	42	26	42	43
44	110	Nartey Brady	Region 9	Diff: 4.400	3.700	4.200	5.200	3.900	3.500	
				Exec: 7.150	5.500	7.700	6.900	7.300	7.350	
				Bonus: 0.000	0.000	0.104	0.505	0.000	0.000	
				ND: _____	_____	_____	-0.100	_____	_____	
				Final: 11.550	9.200	12.004	12.505	11.200	10.850	67.309
				Place: 44	44	31	43	48	45	44
45	72	Boone Washburn	Region 2	Diff: 3.800	3.100	4.000	4.000	3.900	3.900	
				Exec: 7.850	3.150	7.850	8.600	8.250	8.800	
				Bonus: 0.000	0.000	0.000	0.000	0.000	0.000	
				ND: _____	_____	_____	_____	_____	_____	
				Final: 11.650	6.250	11.850	12.600	12.150	12.700	67.200
				Place: 43	52	34=	41	33	11	45
46	70	Cole Miller	Region 2	Diff: 4.000	2.600	2.800	4.800	3.500	2.900	
				Exec: 8.550	6.700	7.650	8.100	7.500	8.350	
				Bonus: 0.000	0.000	0.000	0.100	0.000	0.000	
				ND: -0.600	_____	_____	_____	_____	_____	
				Final: 11.950	9.300	10.450	13.000	11.000	11.250	66.950
				Place: 36	43	50	32	50	41	46
47	85	Michael Nguyen	Region 4	Diff: 4.600	2.500	3.900	4.800	3.900	4.300	
				Exec: 8.000	6.250	7.850	7.250	6.950	7.000	
				Bonus: 0.104	0.000	0.000	0.100	0.000	0.469	
				ND: _____	-3.000	_____	_____	_____	_____	
				Final: 12.704	5.750	11.750	12.150	10.850	11.769	64.973
				Place: 16	53	38=	47	51	33	47
48	83	Cameron Klimmek	Region 4	Diff: 4.700	2.900	4.000	4.800	4.000	4.100	
				Exec: 4.600	5.550	7.850	8.000	8.000	6.100	
				Bonus: 0.217	0.000	0.000	0.100	0.000	0.217	
				ND: -0.600	_____	_____	-0.100	_____	_____	
				Final: 8.917	8.450	11.850	12.800	12.000	10.417	64.434
				Place: 53	46	34=	37	36	49	48

2023 Elite Team Cup

Meet Results







Feb 25, 2023

Page: 7

Printed: 2/25/2023 9:20 PM

Men / JR / Junior

Session: ETC

Rank	Num	Name	Gym							AA
49	92	Aiden Bullock	Region 6	Diff: 3.700	2.000	4.200	5.200	3.600	3.100	
				Exec: 7.950	5.750	6.950	6.400	8.100	8.500	
				Bonus: 0.000	0.000	0.104	0.505	0.000	0.000	
				ND: _____	-3.000	_____	-0.300	_____	_____	
				Final: 11.650	4.750	11.254	11.805	11.700	11.600	62.759
				Place: 42	54	48	49	41	35	49
50	106	Matthew Nguyen	Region 8	Diff: 4.700	5.000	2.000	0.000	4.200	4.700	
				Exec: 8.400	7.550	9.350	0.000	9.050	7.750	
				Bonus: 0.217	0.611	0.000	0.000	0.000	1.102	
				ND: -0.100	_____	-5.000	_____	_____	_____	
				Final: 13.217	13.161	6.350	0.000	13.250	13.552	59.530
				Place: 8	1	52	52=	7	3	50
51	95	Evan Zakrewski	Region 6	Diff: 3.700	3.000	3.600	_____	3.500	3.600	
				Exec: 6.750	6.600	6.900	_____	9.200	8.300	
				Bonus: 0.000	0.000	0.000	_____	0.000	0.000	
				ND: _____	_____	_____	_____	_____	_____	
				Final: 10.450	9.600	10.500	_____	12.700	11.900	55.150
				Place: 52	40	49	52=	15	25	51
52	93	Dylan Tu	Region 6	Diff: 4.000	3.400	_____	4.400	3.700	_____	
				Exec: 7.900	6.700	_____	8.400	7.800	_____	
				Bonus: 0.000	0.000	_____	0.000	0.000	_____	
				ND: _____	_____	_____	_____	_____	_____	
				Final: 11.900	10.100	_____	12.800	11.500	_____	46.300
				Place: 37	36	53=	36	46	53=	52
53	103	Pierce Wolfgang	Region 7	Diff: 4.300	2.600	4.200	0.000	4.200	0.000	
				Exec: 8.200	8.750	8.300	0.000	8.450	0.000	
				Bonus: 0.000	0.000	0.104	0.000	0.000	0.000	
				ND: _____	-3.000	_____	_____	_____	_____	
				Final: 12.500	8.350	12.604	0.000	12.650	0.000	46.104
				Place: 22	48	18	52=	17	53=	53
54	89	Devin Gopaul	Region 5	Diff: _____	4.300	_____	4.400	_____	3.700	
				Exec: _____	7.550	_____	9.100	_____	6.150	
				Bonus: _____	0.000	_____	0.000	_____	0.000	
				ND: _____	_____	_____	_____	_____	_____	
				Final: _____	11.850	_____	13.500	_____	9.850	35.200
				Place: 54	16	53=	15	54	52	54