





AFRICAN CHAMPIONSHIPS - MARCH 2010 - JUNIOR WAG TEAM

					SUB TOT	TEAM PEN	TOTAL	PLACE
SOUTH AFRICA	38.40	34.90	36.15	37.75	147.20	0.00	147.20	1
EGYPT	39.00	36.60	33.95	36.50	146.05	0.00	146.05	2
NAMIBIA	32.30	22.25	29.05	30.45	114.05	0.00	114.05	3
ALGERIA	23.75	13.25	20.85	20.55	78.40	0.00	78.40	4
LIBYA	0.00	0.00	0.00	0.00	0.00	0.00	0.00	5
MOROCCO	0.00	0.00	0.00	0.00	0.00	0.00	0.00	5
NIGERIA	0.00	0.00	0.00	0.00	0.00	0.00	0.00	5
TUNISIA	0.00	0.00	0.00	0.00	0.00	0.00	0.00	5
ZIMBABWE	0.00	0.00	0.00	0.00	0.00	0.00	0.00	5

