





AFRICAN CHAMPIONSHIPS - MARCH 2010 - SENIOR WAG TEAM

					SUB TOT	TEAM PEN	TOTAL	PLACE
SOUTH AFRICA	38.35	37.10	35.30	36.65	147.40	0.00	147.40	1
EGYPT	39.75	33.90	35.85	37.40	146.90	0.00	146.90	2
NAMIBIA	33.50	25.40	29.70	30.50	119.10	0.00	119.10	3
ALGERIA	12.35	4.45	10.15	8.40	35.35	0.00	35.35	4
LIBYA	0.00	0.00	0.00	0.00	0.00	0.00	0.00	5
TUNISIA	0.00	0.00	0.00	0.00	0.00	0.00	0.00	5
ZIMBABWE	0.00	0.00	0.00	0.00	0.00	0.00	0.00	5
MOROCCO	0.00	0.00	0.00	0.00	0.00	0.00	0.00	5
NIGERIA	0.00	0.00	0.00	0.00	0.00	0.00	0.00	5