

Santiago
2023

Juegos PanAm | ParapanAm



GIMNASIA ARTISTICA



**BOR
NAN**
SPORTS TECHNOLOGY

ÍNDICE

- 1 Medallistas por evento
- 2 Cuadro de medallas
- 3 Masculino
 - 3.1 Suelo
 - 3.1.1 Medallas
 - 3.1.2 Resultados
 - 3.1.3 Desempate
 - 3.2 Caballete con arzones
 - 3.2.1 Medallas
 - 3.2.2 Resultados
 - 3.2.3 Desempate
 - 3.3 Anillas
 - 3.3.1 Medallas
 - 3.3.2 Resultados
 - 3.3.3 Desempate
 - 3.4 Salto
 - 3.4.1 Medallas
 - 3.4.2 Resultados
 - 3.4.3 Desempate
 - 3.5 Barras paralelas
 - 3.5.1 Medallas
 - 3.5.2 Resultados
 - 3.5.3 Desempate
 - 3.6 Barra Fija
 - 3.6.1 Medallas
 - 3.6.2 Resultados
 - 3.6.3 Desempate
- 4 Equipos Masculino
 - 4.1 Medallas
 - 4.2 Resultados
- 5 Femenino
 - 5.1 Salto
 - 5.1.1 Medallas

- 5.1.2 Resultados
- 5.1.3 Desempate
- 5.2 Barras Asimétricas
 - 5.2.1 Medallas
 - 5.2.2 Resultados
 - 5.2.3 Desempate
- 5.3 Viga de equilibrio
 - 5.3.1 Medallas
 - 5.3.2 Resultados
 - 5.3.3 Desempate
- 5.4 Suelo
 - 5.4.1 Medallas
 - 5.4.2 Resultados
 - 5.4.3 Desempate
- 6 Equipos Femenino
- 7 All Around
 - 7.1 Masculino
 - 7.1.1 Medallas
 - 7.1.2 Resultados
 - 7.1.3 Desempate
 - 7.2 Femenino
 - 7.2.1 Medallas
 - 7.2.2 Resultados
 - 7.2.3 Desempate
- 8 Contraportada



Medallista por Evento / Medallists By Event

Event	Date	Medal	NOC Code	Name
Men's - Team Competition	21-Oct-23	GOLD	USA	United States
		SILVER	CAN	Canada
		BRONZE	BRA	Brazil
Men's - All-Around	23-Oct-23	GOLD	CAN	DOLCI Felix
		SILVER	BRA	SOARES Diogo
		BRONZE	USA	WHITTENBURG Donnell
Men's - FX - App-Final	24-Oct-23	GOLD	CAN	DOLCI Felix
		SILVER	BRA	MARIANO Arthur
		BRONZE	COL	LARRAHONDO Juan
Men's - PH - App-Final	24-Oct-23	GOLD	CAN	CLAY Zachary
		SILVER	CAN	RAMPERSAD Jayson
		BRONZE	PUR	GUILBE MORALES Nelson Alberto
Men's - SR - App-Final	24-Oct-23	GOLD	USA	WHITTENBURG Donnell
		SILVER	ARG	VILLAFANE Daniel
		BRONZE	CAN	DOLCI Felix
Men's - VT - App-Final	25-Oct-23	GOLD	DOM	NIN REYES Audrys
		SILVER	BRA	MARIANO Arthur
		BRONZE	CAN	DOLCI Felix
Men's - PB - App-Final	25-Oct-23	GOLD	USA	PHILLIPS Curran
		SILVER	USA	WALKER Colt
		BRONZE	MEX	NUNEZ Isaac



Medallista por Evento / Medallists By Event

Event	Date	Medal	NOC Code	Name
Men's - HB - App-Final	25-Oct-23	GOLD	BRA	MARIANO Arthur
		SILVER	BRA	MIRANDA Bernardo
		BRONZE	CAN	COURNOYER Rene
Women's - Team Competition	22-Oct-23	GOLD	USA	United States
		SILVER	BRA	Brazil
		BRONZE	CAN	Canada
Women's - All-Around	23-Oct-23	GOLD	USA	DICELLO Kayla
		SILVER	BRA	SARAIVA Flavia
		BRONZE	USA	CHILES Jordan
Women's - VT - App-Final	24-Oct-23	GOLD	BRA	ANDRADE Rebeca
		SILVER	USA	CHILES Jordan
		BRONZE	MEX	ESCALERA Natalia
Women's - UB - App-Final	24-Oct-23	GOLD	USA	MILLER Zoe
		SILVER	BRA	ANDRADE Rebeca
		BRONZE	BRA	SARAIVA Flavia
Women's - BB - App-Final	25-Oct-23	GOLD	BRA	ANDRADE Rebeca
		SILVER	BRA	SARAIVA Flavia
		BRONZE	CAN	STEWART Ava
Women's - FX - App-Final	25-Oct-23	GOLD	USA	LINCOLN Kaliya
		SILVER	BRA	SARAIVA Flavia
		SILVER	USA	DICELLO Kayla



Cuadro de Medallas / Medals Standing

Rank	NOC	Men ind				Men team				Women ind				Women team				Mixed pair				Total				Rank by Total
		G	S	B	Tot	G	S	B	Tot	G	S	B	Tot	G	S	B	Tot	G	S	B	Tot	G	S	B	Tot	
1	USA - United States	2	1	1	4	1			1	3	2	1	6	1			1					7	3	2	12	2
2	BRA - Brazil	1	4		5			1	1	2	4	1	7		1		1					3	9	2	14	1
3	CAN - Canada	3	1	3	7		1		1			1	1			1	1					3	2	5	10	3
4	DOM - Dominican Republic	1			1																	1			1	=5
5	ARG - Argentina		1		1																		1		1	=5
6	MEX - Mexico			1	1							1	1											2	2	4
7	COL - Colombia			1	1																			1	1	=5
7	PUR - Puerto Rico			1	1																			1	1	=5
Total:		7	7	7	21	1	1	1	3	5	6	4	15	1	1	1	3					14	15	13	42	



Medallistas / Medallists

Medal	NOC Code	Name
GOLD	CAN	DOLCI Felix
SILVER	BRA	MARIANO Arthur
BRONZE	COL	LARRAHONDO Juan



Resultados por Aparatos / Results by Apparatus



Rank	Bib	Name	NOC code	E	D	Penalty	Total
1	102	DOLCI Felix	CAN	8.266	6.0		14.266 Q
2	145	WHITTENBURG Donnell	USA	7.833	6.4		14.233 Q
3	101	GUIMARAES Yuri	BRA	8.500	5.7	-0.10	14.100 Q
4	97	MARIANO Arthur	BRA	8.766	5.3		14.066 Q
5	94	MAYOL Santiago	ARG	8.300	5.7		14.000 Q
6	134	GOMEZ Rodrigo	MEX	8.500	5.4		13.900 Q
7	114	LARRAHONDO Juan	COL	8.300	5.5		13.800 Q
8	104	COURNOYER Rene	CAN	8.433	5.3		13.733 Q
9	99	SOARES Diogo	BRA	8.500	5.4	-0.30	13.600
10	111	LETELIER Luciano	CHI	7.900	5.7		13.600 R1
11	143	WALKER Colt	USA	8.433	5.2	-0.10	13.533 R2
12	130	PEREZ Alonso	MEX	8.233	5.4	-0.10	13.533 R3
13	125	VEGA LOPEZ Jorge	EAI	8.000	5.5		13.500
14	109	ALVAREZ Joel	CHI	8.366	5.2	-0.10	13.466
14	142	BOCK Cameron	USA	8.366	5.2	-0.10	13.466
16	118	DE LA CRUZ Alejandro	CUB	8.366	5.0		13.366
17	123	NIN REYES Audrys	DOM	8.366	4.9		13.266
18	95	AGOSTINELLI Santiago	ARG	7.933	5.4	-0.20	13.133
19	103	RAMPERSAD Jayson	CAN	8.033	5.1	-0.10	13.033
20	136	GONZALES Edward	PER	7.900	5.1		13.000
21	100	SAMPAIO Patrick	BRA	7.966	5.3	-0.30	12.966
22	105	EMARD William	CAN	7.266	5.7		12.966
23	92	JATO Julian	ARG	8.233	4.6		12.833
24	129	FAULK Caleb	JAM	8.200	4.5	-0.10	12.600
25	132	NUNEZ Isaac	MEX	7.700	4.9		12.600
26	127	VALENCIA Johnny Adrian	ECU	8.066	4.5		12.566
27	126	LOPEZ Cesar	ECU	8.100	4.4		12.500
28	91	VILLAFANE Daniel	ARG	8.033	4.4		12.433
29	148	TREJO BASALO Adickxon	VEN	7.633	5.1	-0.30	12.433



Resultados por Aparatos / Results by Apparatus



Rank	Bib	Name	NOC code	E	D	Penalty	Total
30	138	PEREZ GINEZ Andres Josue	PUR	7.433	5.0		12.433
31	121	POZO Pablo	CUB	8.133	4.2		12.333
32	117	VALVERDE Andres	CRC	7.833	4.7	-0.30	12.233
33	112	MARTINEZ MORENO Andres	COL	7.833	4.3		12.133
34	137	ALARCON Daniel	PER	7.700	4.9	-0.50	12.100
35	128	VELASQUEZ CANDRAY	ESA	7.966	4.1		12.066
36	139	LOPEZ Jose	PUR	7.133	4.8		11.933
37	135	ATENCIO Richard	PAN	7.166	5.1	-0.50	11.766
38	115	BOHORQUEZ Kristopher	COL	7.000	4.7		11.700
39	113	JIMENEZ GIRALDO Dilan	COL	7.100	4.6	-0.30	11.400
40	110	ARMIJO Josue	CHI	6.933	4.2		11.133
41	149	ROLIN Edward	VEN	5.833	5.5	-0.20	11.133
42	131	DE LUNA Fabian	MEX	6.966	4.7	-0.60	11.066
43	96	SONS SANCHEZ Oliver	BOL	6.100	4.9		11.000
44	119	ESCOBAR Diorges	CUB	5.500	5.4	-0.30	10.600
45	120	ESCANDON Jose Carlos	CUB	5.300	5.3	-0.30	10.300
46	107	CRISTOBAL Prado	CHI	5.800	4.3	-0.10	10.000
47	147	PETROSYAN Vahe	USA	5.633	4.8	-0.60	9.833
48	141	ALI Jameel	TTO	4.333	4.7	-0.70	8.333
	140	GUILBE MORALES Nelson	PUR	0.000			DNS
	144	PHILLIPS Curran	USA	0.000			DNS

NOTE The 8 highest ranked participants in the qualifying competition per apparatus will qualify for the apparatus finals. A maximum number of 2 participant(s) per National Federation are allowed in these finals. 3 reserve participant(s) will be nominated for each final.

LEGEND



Piso

D Difficulty

E Execution



Resultados por Aparatos / Results by Apparatus



Rank	Bib	Name	NOC code	E	D	Penalty	Total
1	102	DOLCI Felix	CAN	8.333	5.9		14.233
2	97	MARIANO Arthur	BRA	8.333	5.6		13.933
3	114	LARRAHONDO Juan	COL	7.866	5.5		13.366
4	94	MAYOL Santiago	ARG	7.500	5.7	-0.10	13.100
5	134	GOMEZ Rodrigo	MEX	7.766	5.6	-0.30	13.066
6	145	WHITTENBURG Donnell	USA	6.700	6.2	-0.20	12.700
7	104	COURNOYER Rene	CAN	7.133	5.3		12.433
8	101	GUIMARAES Yuri	BRA	6.666	5.4	-0.10	11.966

LEGEND



Piso

D Difficulty

E Execution



Desempate / Tie Break



Rank	BIB	Name	NOC Code	Total	Execution	Difficulty
9	99	SOARES Diogo	BRA	13.600	8.500	
10	111	LETELIER Luciano	CHI	13.600	7.900	
11	143	WALKER Colt	USA	13.533	8.433	
12	130	PEREZ Alonso	MEX	13.533	8.233	
=14	109	ALVAREZ Joel	CHI	13.466	8.366	5.200
=14	142	BOCK Cameron	USA	13.466	8.366	5.200
21	100	SAMPAIO Patrick	BRA	12.966	7.966	
22	105	EMARD William	CAN	12.966	7.266	
24	129	FAULK Caleb	JAM	12.600	8.200	
25	132	NUNEZ Isaac	MEX	12.600	7.700	
28	91	VILLAFANE Daniel	ARG	12.433	8.033	
29	148	TREJO BASALO Adickxon	VEN	12.433	7.633	
30	138	PEREZ GINEZ Andres	PUR	12.433	7.433	
40	110	ARMIJO Josue	CHI	11.133	6.933	
41	149	ROLIN Edward	VEN	11.133	5.833	

NOTE

Tie break rules

Tie will be broken by the following criteria:

1. The highest Execution score
2. The highest Difficulty score

If the gymnasts remain tied they will share the same classification

LEGEND

 Piso



Medallistas / Medallists

Medal	NOC Code	Name
GOLD	CAN	CLAY Zachary
SILVER	CAN	RAMPERSAD Jayson
BRONZE	PUR	GUILBE MORALES Nelson Alberto



Resultados por Aparatos / Results by Apparatus



Rank	Bib	Name	NOC code	E	D	Penalty	Total
1	103	RAMPERSAD Jayson	CAN	8.166	6.1		14.266 Q
2	106	CLAY Zachary	CAN	8.266	5.7		13.966 Q
3	94	MAYOL Santiago	ARG	8.366	5.5		13.866 Q
4	140	GUILBE MORALES Nelson	PUR	8.266	5.6		13.866 Q
5	142	BOCK Cameron	USA	8.366	5.4		13.766 Q
6	146	NEDOROSCIK Stephen	USA	7.433	6.2		13.633 Q
7	147	PETROSYAN Vahe	USA	8.133	5.3		13.433
8	93	ALFIERI Luca	ARG	8.700	4.7		13.400 Q
9	136	GONZALES Edward	PER	7.833	5.4		13.233 Q
10	134	GOMEZ Rodrigo	MEX	7.933	5.2		13.133 R1
11	99	SOARES Diogo	BRA	7.100	5.8		12.900 R2
12	138	PEREZ GINEZ Andres Josue	PUR	7.866	4.7		12.566 R3
13	109	ALVAREZ Joel	CHI	8.166	4.3		12.466
13	98	MIRANDA Bernardo	BRA	8.166	! 4.3		12.466
15	105	EMARD William	CAN	8.300	4.1		12.400
16	145	WHITTENBURG Donnell	USA	7.400	5.0		12.400
17	127	VALENCIA Johnny Adrian	ECU	8.033	4.3		12.333
18	97	MARIANO Arthur	BRA	8.066	4.2		12.266
19	130	PEREZ Alonso	MEX	8.033	4.2		12.233
20	110	ARMIJO Josue	CHI	8.200	4.0		12.200
21	122	VILLAVERDE Yohendry	CUB	7.200	5.0		12.200
22	92	JATO Julian	ARG	7.866	4.3		12.166
23	102	DOLCI Felix	CAN	7.800	4.2		12.000
24	143	WALKER Colt	USA	6.600	5.4		12.000
25	101	GUIMARAES Yuri	BRA	7.966	! 4.0		11.966
26	116	VARGAS Sergio	COL	7.166	4.8		11.966
27	132	NUNEZ Isaac	MEX	7.133	4.8		11.933
28	148	TREJO BASALO Adickxon	VEN	6.533	5.4		11.933
29	123	NIN REYES Audrys	DOM	7.100	4.8		11.900




Resultados por Aparatos / Results by Apparatus



Rank	Bib	Name	NOC code	E	D	Penalty	Total
30	121	POZO Pablo	CUB	6.700	5.2		11.900
31	117	VALVERDE Andres	CRC	7.966	3.9		11.866
32	139	LOPEZ Jose	PUR	7.400	4.4		11.800
33	112	MARTINEZ MORENO Andres	COL	6.233	5.4		11.633
34	126	LOPEZ Cesar	ECU	7.433	3.8		11.233
35	135	ATENCIO Richard	PAN	7.033	4.1		11.133
36	119	ESCOBAR Diorges	CUB	6.633	4.5		11.133
37	137	ALARCON Daniel	PER	6.533	4.6		11.133
38	129	FAULK Caleb	JAM	7.933	3.0		10.933
39	111	LETELIER Luciano	CHI	5.266	5.5		10.766
40	107	CRISTOBAL Prado	CHI	6.966	3.6		10.566
41	149	ROLIN Edward	VEN	6.233	4.0		10.233
42	113	JIMENEZ GIRALDO Dilan	COL	6.033	4.1		10.133
43	96	SONS SANCHEZ Oliver	BOL	5.700	3.5		9.200
44	128	VELASQUEZ CANDRAY	ESA	7.233	3.5	-3.30	7.433
45	141	ALI Jameel	TTO	6.333	3.3	-3.00	6.633
46	118	DE LA CRUZ Alejandro	CUB	6.166	3.0	-4.00	5.166
	133	JUAREZ JUAREZ Josue	MEX	0.000			DNS
	114	LARRAHONDO Juan	COL	0.000			DNS
	91	VILLAFANE Daniel	ARG	0.000	0.0		DNS

NOTE The 8 highest ranked participants in the qualifying competition per apparatus will qualify for the apparatus finals. A maximum number of 2 participant(s) per National Federation are allowed in these finals. 3 reserve participant(s) will be nominated for each final. Exclamation sign (!) at Difficulty score informs that score was under inquiry.

LEGEND

 Caballo con arcos

D Difficulty

E Execution



Resultados por Aparatos / Results by Apparatus



Rank	Bib	Name	NOC code	E	D	Penalty	Total
1	106	CLAY Zachary	CAN	8.700	5.7		14.400
2	103	RAMPERSAD Jayson	CAN	8.333	6.0		14.333
3	140	GUILBE MORALES Nelson	PUR	8.533	5.6		14.133
4	142	BOCK Cameron	USA	8.533	5.4		13.933
5	146	NEDOROSCIK Stephen	USA	7.166	6.6		13.766
6	93	ALFIERI Luca	ARG	8.533	5.0		13.533
7	136	GONZALES Edward	PER	7.800	5.1		12.900
8	94	MAYOL Santiago	ARG	7.366	5.5		12.866

LEGEND



Caballo con arcos

D Difficulty

E Execution



Desempate / Tie Break



Rank	BIB	Name	NOC Code	Total	Execution	Difficulty
3	94	MAYOL Santiago	ARG	13.866	8.366	
4	140	GUILBE MORALES	PUR	13.866	8.266	
=13	98	MIRANDA Bernardo	BRA	12.466	8.166	4.300
=13	109	ALVAREZ Joel	CHI	12.466	8.166	4.300
15	105	EMARD William	CAN	12.400	8.300	
16	145	WHITTENBURG Donnell	USA	12.400	7.400	
20	110	ARMIJO Josue	CHI	12.200	8.200	
21	122	VILLAVERDE Yohendry	CUB	12.200	7.200	
23	102	DOLCI Felix	CAN	12.000	7.800	
24	143	WALKER Colt	USA	12.000	6.600	
25	101	GUIMARAES Yuri	BRA	11.966	7.966	
26	116	VARGAS Sergio	COL	11.966	7.166	
27	132	NUNEZ Isaac	MEX	11.933	7.133	
28	148	TREJO BASALO Adickxon	VEN	11.933	6.533	
29	123	NIN REYES Audrys	DOM	11.900	7.100	
30	121	POZO Pablo	CUB	11.900	6.700	
35	135	ATENCIO Richard	PAN	11.133	7.033	
36	119	ESCOBAR Diorges	CUB	11.133	6.633	
37	137	ALARCON Daniel	PER	11.133	6.533	

NOTE

Tie break rules

Tie will be broken by the following criteria:

1. The highest Execution score
2. The highest Difficulty score

If the gymnasts remain tied they will share the same classification

LEGEND

 Caballo con arcos



Medallistas / Medallists

Medal	NOC Code	Name
GOLD	USA	WHITTENBURG Donnell
SILVER	ARG	VILLAFANE Daniel
BRONZE	CAN	DOLCI Felix



Resultados por Aparatos / Results by Apparatus



Rank	Bib	Name	NOC code	E	D	Penalty	Total
1	145	WHITTENBURG Donnell	USA	8.433	6.0		14.433 Q
2	91	VILLAFANE Daniel	ARG	8.200	6.0		14.200 Q
3	104	COURNOYER Rene	CAN	8.400	5.4		13.800 Q
3	102	DOLCI Felix	CAN	8.400	5.4		13.800 Q
5	105	EMARD William	CAN	8.166	5.5		13.666
6	115	BOHORQUEZ Kristopher	COL	8.066	5.6		13.666 Q
7	143	WALKER Colt	USA	8.233	5.4		13.633 Q
8	142	BOCK Cameron	USA	8.400	5.2		13.600
9	118	DE LA CRUZ Alejandro	CUB	8.100	5.5		13.600 Q
10	131	DE LUNA Fabian	MEX	7.833	5.6		13.433 Q
11	109	ALVAREZ Joel	CHI	8.266	4.9		13.166 R1
12	126	LOPEZ Cesar	ECU	8.400	4.7		13.100 R2
13	106	CLAY Zachary	CAN	8.633	4.4		13.033
13	99	SOARES Diogo	BRA	8.633	4.4		13.033 R3
15	95	AGOSTINELLI Santiago	ARG	8.300	4.7		13.000
16	132	NUNEZ Isaac	MEX	8.500	4.3		12.800
17	134	GOMEZ Rodrigo	MEX	8.100	4.7		12.800
17	101	GUIMARAES Yuri	BRA	8.100	4.7		12.800
19	150	ALVAREZ Joaquin	CHI	7.400	5.4		12.800
20	129	FAULK Caleb	JAM	8.266	4.5		12.766
21	113	JIMENEZ GIRALDO Dilan	COL	7.666	5.1		12.766
22	100	SAMPAIO Patrick	BRA	8.366	4.3		12.666
23	123	NIN REYES Audrys	DOM	8.233	4.7	-0.30	12.633
24	96	SONS SANCHEZ Oliver	BOL	7.600	5.0		12.600
25	139	LOPEZ Jose	PUR	7.400	5.2		12.600
26	147	PETROSYAN Vahe	USA	8.166	4.4		12.566
27	137	ALARCON Daniel	PER	7.366	5.2		12.566
28	97	MARIANO Arthur	BRA	8.433	4.1		12.533
29	112	MARTINEZ MORENO Andres	COL	7.633	4.9		12.533



Resultados por Aparatos / Results by Apparatus



Rank	Bib	Name	NOC code	E	D	Penalty	Total
30	124	PENA Leandro	DOM	7.800	4.7		12.500
31	127	VALENCIA Johnny Adrian	ECU	8.266	4.2		12.466
32	92	JATO Julian	ARG	7.566	4.8		12.366
33	148	TREJO BASALO Adickxon	VEN	8.033	4.3		12.333
34	141	ALI Jameel	TTO	7.800	4.5		12.300
35	94	MAYOL Santiago	ARG	7.466	4.8		12.266
36	136	GONZALES Edward	PER	7.266	5.0		12.266
37	111	LETELIER Luciano	CHI	8.066	4.1		12.166
38	133	JUAREZ JUAREZ Josue	MEX	7.566	4.6		12.166
39	114	LARRAHONDO Juan	COL	7.600	4.3		11.900
40	119	ESCOBAR Diorges	CUB	7.666	4.2		11.866
41	107	CRISTOBAL Prado	CHI	7.433	4.2		11.633
42	135	ATENCIO Richard	PAN	7.466	4.1		11.566
43	120	ESCANDON Jose Carlos	CUB	7.166	4.3		11.466
43	149	ROLIN Edward	VEN	7.166	4.3		11.466
45	138	PEREZ GINEZ Andres Josue	PUR	6.966	4.3		11.266
46	117	VALVERDE Andres	CRC	7.400	3.6		11.000
47	128	VELASQUEZ CANDRAY	ESA	7.466	3.1		10.566
48	121	POZO Pablo	CUB	5.466	4.2		9.666
	140	GUILBE MORALES Nelson	PUR	0.000	0.0		DNS

NOTE The 8 highest ranked participants in the qualifying competition per apparatus will qualify for the apparatus finals. A maximum number of 2 participant(s) per National Federation are allowed in these finals. 3 reserve participant(s) will be nominated for each final.

LEGEND



Anillos

D Difficulty

E Execution



Resultados por Aparatos / Results by Apparatus



Rank	Bib	Name	NOC code	E	D	Penalty	Total
1	145	WHITTENBURG Donnell	USA	8.200	6.0		14.200
2	91	VILLAFANE Daniel	ARG	8.133	6.0		14.133
3	102	DOLCI Felix	CAN	8.400	5.4		13.800
4	143	WALKER Colt	USA	8.266	5.4		13.666
5	115	BOHORQUEZ Kristopher	COL	8.066	5.6		13.666
6	104	COURNOYER Rene	CAN	8.233	5.4		13.633
7	118	DE LA CRUZ Alejandro	CUB	7.433	5.9		13.333
8	131	DE LUNA Fabian	MEX	7.666	5.6		13.266

LEGEND



Anillos

D Difficulty

E Execution



Desempate / Tie Break



Rank	BIB	Name	NOC Code	Total	Execution	Difficulty
=3	102	DOLCI Felix	CAN	13.800	8.400	5.400
=3	104	COURNOYER Rene	CAN	13.800	8.400	5.400
5	105	EMARD William	CAN	13.666	8.166	
6	115	BOHORQUEZ Kristopher	COL	13.666	8.066	
8	142	BOCK Cameron	USA	13.600	8.400	
9	118	DE LA CRUZ Alejandro	CUB	13.600	8.100	
=13	99	SOARES Diogo	BRA	13.033	8.633	4.400
=13	106	CLAY Zachary	CAN	13.033	8.633	4.400
16	132	NUNEZ Isaac	MEX	12.800	8.500	
=17	101	GUIMARAES Yuri	BRA	12.800	8.100	4.700
=17	134	GOMEZ Rodrigo	MEX	12.800	8.100	4.700
19	150	ALVAREZ Joaquin	CHI	12.800	7.400	
20	129	FAULK Caleb	JAM	12.766	8.266	
21	113	JIMENEZ GIRALDO Dilan	COL	12.766	7.666	
24	96	SONS SANCHEZ Oliver	BOL	12.600	7.600	
25	139	LOPEZ Jose	PUR	12.600	7.400	
26	147	PETROSYAN Vahe	USA	12.566	8.166	
27	137	ALARCON Daniel	PER	12.566	7.366	
28	97	MARIANO Arthur	BRA	12.533	8.433	
29	112	MARTINEZ MORENO	COL	12.533	7.633	
35	94	MAYOL Santiago	ARG	12.266	7.466	
36	136	GONZALES Edward	PER	12.266	7.266	
37	111	LETELIER Luciano	CHI	12.166	8.066	
38	133	JUAREZ JUAREZ Josue	MEX	12.166	7.566	
=43	120	ESCANDON Jose Carlos	CUB	11.466	7.166	4.300
=43	149	ROLIN Edward	VEN	11.466	7.166	4.300



Desempate / Tie Break



Rank	BIB	Name	NOC Code	Total	Execution	Difficulty
------	-----	------	----------	-------	-----------	------------

NOTE


Tie break rules

Tie will be broken by the following criteria:

1. The highest Execution score
2. The highest Difficulty score

If the gymnasts remain tied they will share the same classification

LEGEND

 Anillos



Desempate / Tie Break



Rank	BIB	Name	NOC Code	Total	Execution	Difficulty
4	143	WALKER Colt	USA	13.666	8.266	
5	115	BOHORQUEZ Kristopher	COL	13.666	8.066	

NOTE


Tie break rules

Tie will be broken by the following criteria:

1. The highest Execution score
2. The highest Difficulty score

If the gymnasts remain tied they will share the same classification

LEGEND

 Anillos



Medallistas / Medallists

Medal	NOC Code	Name
GOLD	DOM	NIN REYES Audrys
SILVER	BRA	MARIANO Arthur
BRONZE	CAN	DOLCI Felix



Resultados por Aparatos / Results by Apparatus

I

Rank	Bib	Name	NOC	Vault	E	D	Penalty	Vault Score	Total
1	101	GUIMARAES Yuri	BRA	1	9.100	5.2		14.300	14.400 Q
				2	9.300	5.2		14.500	
2	102	DOLCI Felix	CAN	1	9.300	5.2	-0.10	14.400	14.216 Q
				2	8.833	5.2		14.033	
3	97	MARIANO Arthur	BRA	1	9.433	5.2		14.633	14.183 Q
				2	8.933	4.8		13.733	
4	123	NIN REYES Audrys	DOM	1	8.900	5.2	-0.10	14.000	14.133 Q
				2	9.066	5.2		14.266	
5	91	VILLAFANE Daniel	ARG	1	8.866	5.2		14.066	13.999 Q
				2	8.733	5.2		13.933	
6	110	ARMIJO Josue	CHI	1	9.133	4.8		13.933	13.983 Q
				2	9.233	4.8		14.033	
7	118	DE LA CRUZ	CUB	1	9.000	5.2		14.200	13.816 Q
				2	8.333	5.2	-0.10	13.433	
8	114	LARRAHONDO Juan	COL	1	9.100	5.2		14.300	13.500 Q
				2	7.800	5.2	-0.30	12.700	
9	122	VILLAVERDE	CUB	1	8.966	5.2	-0.10	14.066	13.483 R1
				2	7.700	5.2		12.900	
10	125	VEGA LOPEZ Jorge	EAI	1	9.100	5.2		14.300	13.416 R2
				2	7.633	5.2	-0.30	12.533	
11	149	ROLIN Edward	VEN	1	9.133	4.8		13.933	13.349 R3
				2	7.866	5.2	-0.30	12.766	
12	131	DE LUNA Fabian	MEX	1	8.533	5.2	-0.30	13.433	13.216
				2	7.800	5.2		13.000	
13	107	CRISTOBAL Prado	CHI	1	7.700	4.8	-0.10	12.400	13.100
				2	9.000	4.8		13.800	



Resultados por Aparatos / Results by Apparatus

I

Rank	Bib	Name	NOC	Vault	E	D	Penalty	Vault Score	Total
14	139	LOPEZ Jose	PUR	1	7.833	5.2	-0.10	12.933	12.849
				2	7.866	5.2	-0.30	12.766	
15	124	PENA Leandro	DOM	1	8.266	0.0		0.000	6.333
				2	8.266	4.8	-0.40	12.666	

NOTE The 8 highest ranked participants in the qualifying competition per apparatus will qualify for the apparatus finals. A maximum number of 2 participant(s) per National Federation are allowed in these finals. 3 reserve participant(s) will be nominated for each final.

LEGEND

I Salto

D Difficulty

E Execution



Resultados por Aparatos / Results by Apparatus

I

Rank	Bib	Name	NOC	Vault	E	D	Penalty	Vault Score	Total
1	123	NIN REYES Audrys	DOM	1	9.166	5.2		14.366	14.466
				2	9.066	5.6	-0.10	14.566	
2	97	MARIANO Arthur	BRA	1	9.300	5.2		14.500	14.466
				2	9.233	5.2		14.433	
3	102	DOLCI Felix	CAN	1	9.300	5.2		14.500	14.383
				2	9.066	5.2		14.266	
4	101	GUIMARAES Yuri	BRA	1	9.333	5.2		14.533	14.133
				2	8.533	5.2		13.733	
5	91	VILLAFANE Daniel	ARG	1	8.666	5.2		13.866	13.866
				2	8.666	5.2		13.866	
6	114	LARRAHONDO Juan	COL	1	8.700	5.6		14.300	13.816
				2	8.433	5.2	-0.30	13.333	
7	110	ARMIJO Josue	CHI	1	7.933	5.2		13.133	13.583
				2	9.233	4.8		14.033	
8	118	DE LA CRUZ	CUB	1	8.000	5.2	-0.30	12.900	12.933
				2	7.766	5.2		12.966	

NOTE

LEGEND

I Salto

D Difficulty

E Execution



Desempate / Tie Break

T

Rank	BIB	Name	NOC Code	Total	Highest Vault	Execution	Difficulty
1	123	NIN REYES Audrys	DOM	14.466	14.566		
2	97	MARIANO Arthur	BRA	14.466	14.500		

NOTE

Tie break rules

Tie will be broken by the following criteria:

1. The highest score between the two vaults
2. The highest Execution score from either vault
3. The highest Difficulty score from either vault

If the gymnasts remain tied they will share the same classification

LEGEND

T Salto



Medallistas / Medallists

Medal	NOC Code	Name
GOLD	USA	PHILLIPS Curran
SILVER	USA	WALKER Colt
BRONZE	MEX	NUNEZ Isaac



Resultados por Aparatos / Results by Apparatus



Rank	Bib	Name	NOC code	E	D	Penalty	Total
1	144	PHILLIPS Curran	USA	7.666	6.8		14.466 Q
2	143	WALKER Colt	USA	8.366	6.0		14.366 Q
3	119	ESCOBAR Diorges	CUB	8.266	5.9		14.166 Q
4	98	MIRANDA Bernardo	BRA	8.533	5.6		14.133 Q
5	99	SOARES Diogo	BRA	8.500	5.6		14.100 Q
6	132	NUNEZ Isaac	MEX	8.133	5.9		14.033 Q
7	105	EMARD William	CAN	8.366	5.5		13.866 Q
8	106	CLAY Zachary	CAN	8.633	5.2		13.833 Q
9	145	WHITTENBURG Donnell	USA	8.033	5.8		13.833
10	101	GUIMARAES Yuri	BRA	8.566	5.2		13.766
11	120	ESCANDON Jose Carlos	CUB	8.033	5.7		13.733 R1
12	97	MARIANO Arthur	BRA	8.533	5.1		13.633
13	138	PEREZ GINEZ Andres Josue	PUR	8.133	5.5		13.633 R2
14	113	JIMENEZ GIRALDO Dilan	COL	7.733	5.9		13.633 R3
15	123	NIN REYES Audrys	DOM	8.100	5.5		13.600
16	142	BOCK Cameron	USA	7.833	5.6		13.433
17	94	MAYOL Santiago	ARG	8.500	4.9		13.400
18	102	DOLCI Felix	CAN	7.800	5.6		13.400
19	118	DE LA CRUZ Alejandro	CUB	8.033	5.3		13.333
20	136	GONZALES Edward	PER	7.900	5.4		13.300
21	92	JATO Julian	ARG	7.933	5.3		13.233
22	116	VARGAS Sergio	COL	8.333	4.8		13.133
23	104	COURNOYER Rene	CAN	7.733	5.3		13.033
24	135	ATENCIO Richard	PAN	8.133	4.8		12.933
25	150	ALVAREZ Joaquin	CHI	8.100	4.8		12.900
26	115	BOHORQUEZ Kristopher	COL	8.066	4.8		12.866
26	139	LOPEZ Jose	PUR	8.066	4.8		12.866
28	111	LETELIER Luciano	CHI	7.933	4.9		12.833
29	148	TREJO BASALO Adickxon	VEN	8.200	4.6		12.800




Resultados por Aparatos / Results by Apparatus



Rank	Bib	Name	NOC code	E	D	Penalty	Total
30	95	AGOSTINELLI Santiago	ARG	8.233	4.5		12.733
31	134	GOMEZ Rodrigo	MEX	8.133	4.6		12.733
32	127	VALENCIA Johnny Adrian	ECU	8.066	4.6		12.666
33	110	ARMIJO Josue	CHI	8.300	4.2		12.500
34	137	ALARCON Daniel	PER	7.700	4.6		12.300
35	129	FAULK Caleb	JAM	8.166	4.0		12.166
36	112	MARTINEZ MORENO Andres	COL	7.066	5.1		12.166
37	93	ALFIERI Luca	ARG	8.033	4.1		12.133
38	109	ALVAREZ Joel	CHI	7.033	5.0		12.033
39	131	DE LUNA Fabian	MEX	7.100	4.9		12.000
40	141	ALI Jameel	TTO	8.133	3.6		11.733
41	121	POZO Pablo	CUB	6.133	5.4		11.533
42	117	VALVERDE Andres	CRC	7.800	3.6		11.400
43	133	JUAREZ JUAREZ Josue	MEX	5.800	5.6		11.400
44	96	SONS SANCHEZ Oliver	BOL	6.900	4.4		11.300
45	126	LOPEZ Cesar	ECU	6.266	5.0		11.266
46	147	PETROSYAN Vahe	USA	6.100	4.8		10.900
47	128	VELASQUEZ CANDRAY	ESA	7.600	3.2		10.800
48	149	ROLIN Edward	VEN	5.500	5.0		10.500
	140	GUILBE MORALES Nelson	PUR	0.000			DNS

NOTE The 8 highest ranked participants in the qualifying competition per apparatus will qualify for the apparatus finals. A maximum number of 2 participant(s) per National Federation are allowed in these finals. 3 reserve participant(s) will be nominated for each final.

LEGEND

 Barras paralelas

D Difficulty

E Execution




Resultados por Aparatos / Results by Apparatus



Rank	Bib	Name	NOC code	E	D	Penalty	Total
1	144	PHILLIPS Curran	USA	8.600	6.8		15.400
2	143	WALKER Colt	USA	8.366	6.0		14.366
3	132	NUNEZ Isaac	MEX	7.933	5.9		13.833
4	98	MIRANDA Bernardo	BRA	8.466	5.1		13.566
5	106	CLAY Zachary	CAN	8.066	5.5		13.566
6	105	EMARD William	CAN	7.766	5.5		13.266
7	119	ESCOBAR Diorges	CUB	7.133	5.6		12.733
8	99	SOARES Diogo	BRA	6.866	5.7		12.566

LEGEND

 Barras paralelas

D Difficulty

E Execution



Desempate / Tie Break



Rank	BIB	Name	NOC Code	Total	Execution	Difficulty
8	106	CLAY Zachary	CAN	13.833	8.633	
9	145	WHITTENBURG Donnell	USA	13.833	8.033	
12	97	MARIANO Arthur	BRA	13.633	8.533	
13	138	PEREZ GINEZ Andres	PUR	13.633	8.133	
14	113	JIMENEZ GIRALDO Dilan	COL	13.633	7.733	
17	94	MAYOL Santiago	ARG	13.400	8.500	
18	102	DOLCI Felix	CAN	13.400	7.800	
=26	115	BOHORQUEZ Kristopher	COL	12.866	8.066	4.800
=26	139	LOPEZ Jose	PUR	12.866	8.066	4.800
30	95	AGOSTINELLI Santiago	ARG	12.733	8.233	
31	134	GOMEZ Rodrigo	MEX	12.733	8.133	
35	129	FAULK Caleb	JAM	12.166	8.166	
36	112	MARTINEZ MORENO	COL	12.166	7.066	
42	117	VALVERDE Andres	CRC	11.400	7.800	
43	133	JUAREZ JUAREZ Josue	MEX	11.400	5.800	

NOTE


Tie break rules

Tie will be broken by the following criteria:

1. The highest Execution score
2. The highest Difficulty score

If the gymnasts remain tied they will share the same classification

LEGEND

 Barras paralelas



Desempate / Tie Break



Rank	BIB	Name	NOC Code	Total	Execution	Difficulty
4	98	MIRANDA Bernardo	BRA	13.566	8.466	
5	106	CLAY Zachary	CAN	13.566	8.066	

NOTE

Tie break rules

Tie will be broken by the following criteria:

1. The highest Execution score
2. The highest Difficulty score

If the gymnasts remain tied they will share the same classification

LEGEND

Barras paralelas



Medallistas / Medallists

Medal	NOC Code	Name
GOLD	BRA	MARIANO Arthur
SILVER	BRA	MIRANDA Bernardo
BRONZE	CAN	COURNOYER Rene



Resultados por Aparatos / Results by Apparatus



Rank	Bib	Name	NOC code	E	D	Penalty	Total
1	98	MIRANDA Bernardo	BRA	8.866	5.3		14.166 Q
2	97	MARIANO Arthur	BRA	8.500	5.6		14.100 Q
3	99	SOARES Diogo	BRA	8.533	5.5		14.033
4	142	BOCK Cameron	USA	8.600	5.2		13.800 Q
5	143	WALKER Colt	USA	8.466	! 5.2		13.666 Q
6	101	GUIMARAES Yuri	BRA	8.600	5.0		13.600
7	123	NIN REYES Audrys	DOM	8.166	5.4		13.566 Q
8	104	COURNOYER Rene	CAN	8.200	5.3		13.500 Q
9	144	PHILLIPS Curran	USA	7.633	5.8		13.433
10	145	WHITTENBURG Donnell	USA	8.266	5.1		13.366
11	93	ALFIERI Luca	ARG	8.400	4.9		13.300 Q
11	105	EMARD William	CAN	8.400	4.9		13.300 Q
13	132	NUNEZ Isaac	MEX	8.133	5.1		13.233 R1
14	112	MARTINEZ MORENO Andres	COL	7.766	5.4		13.166 R2
15	119	ESCOBAR Diorges	CUB	8.200	4.9		13.100 R3
15	138	PEREZ GINEZ Andres Josue	PUR	8.200	4.9		13.100
17	121	POZO Pablo	CUB	8.166	4.9		13.066
18	92	JATO Julian	ARG	8.066	4.9		12.966
19	109	ALVAREZ Joel	CHI	7.900	5.0		12.900
20	147	PETROSYAN Vahe	USA	8.166	4.7		12.866
21	126	LOPEZ Cesar	ECU	8.200	4.6		12.800
22	116	VARGAS Sergio	COL	7.800	5.0		12.800
23	124	PENA Leandro	DOM	7.866	4.9		12.766
24	102	DOLCI Felix	CAN	7.166	! 5.6		12.766
25	94	MAYOL Santiago	ARG	7.700	5.0		12.700
26	106	CLAY Zachary	CAN	7.900	4.7		12.600
27	148	TREJO BASALO Adickxon	VEN	8.433	4.1		12.533
28	136	GONZALES Edward	PER	7.933	4.6		12.533
29	134	GOMEZ Rodrigo	MEX	8.533	3.9		12.433



Resultados por Aparatos / Results by Apparatus



Rank	Bib	Name	NOC code	E	D	Penalty	Total
30	137	ALARCON Daniel	PER	7.733	4.7		12.433
31	95	AGOSTINELLI Santiago	ARG	8.300	4.1		12.400
32	113	JIMENEZ GIRALDO Dilan	COL	7.600	4.7		12.300
33	133	JUAREZ JUAREZ Josue	MEX	7.866	4.4		12.266
34	118	DE LA CRUZ Alejandro	CUB	8.300	3.9		12.200
35	111	LETELIER Luciano	CHI	7.133	5.0		12.133
36	110	ARMIJO Josue	CHI	7.766	4.2		11.966
37	131	DE LUNA Fabian	MEX	7.833	4.0		11.833
38	120	ESCANDON Jose Carlos	CUB	6.866	4.9		11.766
39	139	LOPEZ Jose	PUR	6.900	4.8		11.700
40	127	VALENCIA Johnny Adrian	ECU	7.600	4.0		11.600
41	129	FAULK Caleb	JAM	7.266	4.2		11.466
42	115	BOHORQUEZ Kristopher	COL	7.700	3.7		11.400
43	135	ATENCIO Richard	PAN	6.766	4.5		11.266
44	96	SONS SANCHEZ Oliver	BOL	7.233	3.6		10.833
45	141	ALI Jameel	TTO	7.033	3.6		10.633
46	107	CRISTOBAL Prado	CHI	7.033	3.4		10.433
47	128	VELASQUEZ CANDRAY	ESA	6.666	2.9		9.566
48	149	ROLIN Edward	VEN	5.866	3.3		9.166
49	117	VALVERDE Andres	CRC	4.633	3.7		8.333
	140	GUILBE MORALES Nelson	PUR	0.000			DNS

NOTE The 8 highest ranked participants in the qualifying competition per apparatus will qualify for the apparatus finals. A maximum number of 2 participant(s) per National Federation are allowed in these finals. 3 reserve participant(s) will be nominated for each final. Exclamation sign (!) at Difficulty score informs that score was under inquiry.

LEGEND

 Barra fija

D Difficulty

E Execution



Resultados por Aparatos / Results by Apparatus



Rank	Bib	Name	NOC code	E	D	Penalty	Total
1	97	MARIANO Arthur	BRA	8.633	5.7		14.333
2	98	MIRANDA Bernardo	BRA	8.833	5.3		14.133
3	104	COURNOYER Rene	CAN	8.766	5.3		14.066
4	142	BOCK Cameron	USA	8.566	5.2		13.766
5	143	WALKER Colt	USA	8.466	! 5.2		13.666
6	93	ALFIERI Luca	ARG	8.233	4.8		13.033
7	123	NIN REYES Audrys	DOM	7.266	5.0		12.266
8	105	EMARD William	CAN	7.400	4.4		11.800

NOTE Exclamation sign (!) at Difficulty score informs that score was under inquiry.

LEGEND

 Barra fija

D Difficulty

E Execution



Desempate / Tie Break



Rank	BIB	Name	NOC Code	Total	Execution	Difficulty
=11	93	ALFIERI Luca	ARG	13.300	8.400	4.900
=11	105	EMARD William	CAN	13.300	8.400	4.900
=15	119	ESCOBAR Diorges	CUB	13.100	8.200	4.900
=15	138	PEREZ GINEZ Andres	PUR	13.100	8.200	4.900
21	126	LOPEZ Cesar	ECU	12.800	8.200	
22	116	VARGAS Sergio	COL	12.800	7.800	
23	124	PENA Leandro	DOM	12.766	7.866	
24	102	DOLCI Felix	CAN	12.766	7.166	
27	148	TREJO BASALO Adickxon	VEN	12.533	8.433	
28	136	GONZALES Edward	PER	12.533	7.933	
29	134	GOMEZ Rodrigo	MEX	12.433	8.533	
30	137	ALARCON Daniel	PER	12.433	7.733	

NOTE


Tie break rules

Tie will be broken by the following criteria:

1. The highest Execution score
2. The highest Difficulty score

If the gymnasts remain tied they will share the same classification

LEGEND

 Barra fija


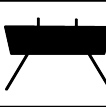
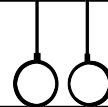





Medallistas del Equipo / Team Medallists

Medal	NOC Code	Name
GOLD	USA	United States BOCK Cameron WALKER Colt PHILLIPS Curran WHITTENBURG Donnell NEDOROSCIK Stephen
SILVER	CAN	Canada DOLCI Felix RAMPERSAD Jayson COURNOYER Rene EMARD William CLAY Zachary
BRONZE	BRA	Brazil MARIANO Arthur MIRANDA Bernardo SOARES Diogo SAMPAIO Patrick GUIMARAES Yuri



Resultados de Equipos / Team Results

Rank	Name	NOC Code													SJ Pen	Total					
			D	Total Rk.	E	Pen.	D	Total Rk.	E	Pen.	D	Total Rk.	E	Pen.			D	Total Rk.	E	Pen.	
1	United States	USA	41.232		39.799		41.666		43.599		42.665		40.899			249.860					
	BOCK Cameron		5.2	13.466	14	5.4	13.766	5	5.2	13.600	8	5.2	14.533	4	5.2	13.800	4	69.165			
	WALKER Colt		8.366	0.100		8.366		8.400		9.333					8.600			69.698			
	PHILLIPS Curran		5.2	13.533	11			5.4	13.633	7	5.2	14.500	5	6.0	14.366	2	5.2	13.666	5	42.465	
	WHITTENBURG Donnell		8.433	0.100				8.233		9.300		8.366		8.466						54.899	
	NEDOROSCIK Stephen					6.2	13.633	6			5.2	14.566	3	6.8	14.466	1	5.8	13.433	9	13.633	
						7.433					9.366		7.666		7.633						
			6.4	14.233	2	5.0	12.400	16	6.0	14.433	1			5.8	13.833	9					
			7.833			7.400			8.433				8.033								
2	Canada	CAN	41.032		40.632		41.266		43.199		41.099		39.566			246.794					
	DOLCI Felix		6.0	14.266	1			5.4	13.800	3	5.2	14.400	6	5.6	13.400	18	5.6	12.766	24	68.632	
	RAMBERSAD Jayson		8.266					8.400		9.300	0.100	7.800		7.166						27.299	
	COURNOYER Rene		5.1	13.033	19	6.1	14.266	1												55.199	
	EMARD William		8.033	0.100	8.166			5.4	13.800	3	5.2	14.166	12			5.3	13.500	8		67.865	
	CLAY Zachary		8.433			4.1	12.400	15	5.5	13.666	5	5.2	14.633	1	5.5	13.866	7	4.9	13.300	11	27.799
						8.300			8.166		9.433		8.366		8.400						
						5.7	13.966	2						5.2	13.833	8					
						8.266							8.633								



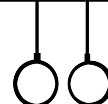





Resultados de Equipos / Team Results

Rank	Name	NOC Code	Floor		Vault		Horizontal Bar		Parallel Bars		Rings		SJ Pen	Total							
			D	Total Rk.	D	Total Rk.	D	Total Rk.	D	Total Rk.	D	Total Rk.			D	Total Rk.					
		E Pen.		E Pen.		E Pen.		E Pen.		E Pen.											
3	Brazil	BRA	41.766		37.632		38.499		43.199		41.999		42.299		245.394						
	MARIANO Arthur		5.3	14.066	4.2	12.266	18		5.2	14.633	1		5.6	14.100	2	55.065					
			8.766		8.066				9.433				8.500								
	MIRANDA Bernardo				4.3	12.466	13				5.6	14.133	4	5.3	14.166	1	40.765				
					8.166					8.533			8.866								
	SOARES Diogo		5.4	13.600	9	5.8	12.900	11	4.4	13.033	13	4.8	14.266	10	5.6	14.100	5	5.5	14.033	3	81.932
			8.500	0.300	7.100			8.633		9.466			8.500		8.533						
	SAMPAIO Patrick							4.3	12.666	22											12.666
								8.366													
	GUIMARAES Yuri		5.7	14.100	3			4.7	12.800	17	5.2	14.300	7	5.2	13.766	10					54.966
			8.500	0.100				8.100		9.100			8.566								
4	Argentina	ARG	39.966		39.432		39.566		41.699		39.366		38.966		238.995						
	VILLAFANE Daniel							6.0	14.200	2	5.2	14.066	14								28.266
								8.200			8.866										
	JATO Julian		4.6	12.833	23	4.3	12.166	22	4.8	12.366	32		5.3	13.233	21	4.9	12.966	18			63.564
			8.233		7.866			7.566					7.933		8.066						
	ALFIERI Luca				4.7	13.400	8							4.9	13.300	11					26.700
					8.700								8.400								
	MAYOL Santiago		5.7	14.000	5	5.5	13.866	3			4.8	13.800	25	4.9	13.400	17	5.0	12.700	25		67.766
			8.300		8.366					9.000		8.500		7.700							
	AGOSTINELLI Santiago		5.4	13.133	18			4.7	13.000	15	4.8	13.833	22	4.5	12.733	30					52.699
			7.933	0.200				8.300		9.033		8.233									



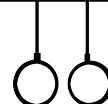





Resultados de Equipos / Team Results

Rank	Name	NOC Code													SJ Pen	Total									
			D	Total Rk.	E	Pen.	D	Total Rk.	E	Pen.	D	Total Rk.	E	Pen.			D	Total Rk.	E	Pen.	D	Total Rk.	E	Pen.	
5	Mexico	MEX	40.033		37.299		39.033		41.199		38.766		37.932			234.262									
	PEREZ Alonso		5.4	13.533	12	4.2	12.233	19									25.766								
	DE LUNA Fabian								5.6	13.433	10	5.2	13.433	35	4.9	12.000	39		38.866						
	NUNEZ Isaac		4.9	12.600	25	4.8	11.933	27	4.3	12.800	16	4.8	13.966	17	5.9	14.033	6	5.1	13.233	13		78.565			
	JUAREZ JUAREZ Josue		7.700			7.133			8.500			9.266	0.100	8.133				4.4	12.266	33	7.866	12.266			
	GOMEZ Rodrigo		5.4	13.900	6	5.2	13.133	10	4.7	12.800	17	4.8	13.800	25	4.6	12.733	31	3.9	12.433	29		78.799			
			8.500			7.933			8.100			9.000		8.133				8.533							
6	Cuba	CUB	36.299		35.233		36.932		42.166		41.232		38.366			230.228									
	DE LA CRUZ Alejandro		5.0	13.366	16				5.5	13.600	9	5.2	14.200	11	5.3	13.333	19	3.9	12.200	34		66.699			
	ESCOBAR Diorges		5.4	10.600	44	4.5	11.133	36	4.2	11.866	40	4.8	13.900	21	5.9	14.166	3	4.9	13.100	15		74.765			
	ESCANDON Jose Carlos		5.500	0.300	6.633				7.666			9.100		8.266				8.200							
	POZO Pablo		4.2	12.333	31	5.2	11.900	30	4.3	11.466	43				5.7	13.733	11				4.9	13.066	17		37.299
	VILLAVERDE Yohendry		8.133			6.700			7.166					8.033				8.166				26.266			
						5.0	12.200	21				5.2	14.066	13							8.966	0.100			



Resultados de Equipos / Team Results

Rank	Name	NOC Code													SJ Pen	Total
			D	Total Rk.	E	Pen.	D	Total Rk.	E	Pen.	D	Total Rk.	E	Pen.		
7	Colombia	COL	37.633		33.732		38.965		41.433		39.632		38.266			229.661
	MARTINEZ MORENO Andres		4.3	12.133 33	5.4	11.633 33	4.9	12.533 29	4.8	13.700 30			5.4	13.166 14		63.165
	JIMENEZ GIRALDO Dilan		7.833		4.1	10.133 42	5.1	12.766 21	5.2	13.433 35	5.9	13.633 14	4.7	12.300 32		62.265
	LARRAHONDO Juan				6.033		7.666		8.533	0.300	7.733		7.600			28.100
	BOHORQUEZ Kristopher		5.5	13.800 7				5.2	14.300 7							38.232
	VARGAS Sergio		8.300					9.100								37.899
			4.7	11.700 38			5.6	13.666 6			4.8	12.866 26				
			7.000				8.066				8.066					
					4.8	11.966 26					4.8	13.133 22	5.0	12.800 22		
					7.166						8.333		7.800			
8	Chile	CHI	38.199		35.432		38.132		41.599		38.233		36.999			228.594
	CRISTOBAL Prado															0.000
	ALVAREZ Joel		5.2	13.466 14	4.3	12.466 13	4.9	13.166 11	4.8	13.700 31			5.0	12.900 19		65.698
	ARMIJO Josue		8.366	0.100	8.166		8.266		8.900				7.900			61.732
	LETELIER Luciano		4.2	11.133 40	4.0	12.200 20			4.8	13.933 19	4.2	12.500 33	4.2	11.966 36		75.464
	ALVAREZ Joaquin		6.933		8.200			9.133		8.300		7.766				25.700
			5.7	13.600 10	5.5	10.766 39	4.1	12.166 37	4.8	13.966 18	4.9	12.833 28	5.0	12.133 35		
			7.900		5.266		8.066		9.166		7.933		7.133			
							5.4	12.800 19			4.8	12.900 25				
							7.400				8.100					



Resultados de Equipos / Team Results

Rank	Name	NOC Code	Piso		Caballo con		Anillos		Salto		Barras paralelas		Barra fija		SJ Pen	Total
			D	Total Rk.	D	Total Rk.	D	Total Rk.	D	Total Rk.	D	Total Rk.	D	Total Rk.		
			E	Pen.	E	Pen.	E	Pen.	E	Pen.	E	Pen.	E	Pen.		
9	Puerto Rico	PUR	24.366		38.232		23.866		26.366		26.499		24.800			164.129
	PEREZ GINEZ Andres Josue		5.0	12.433 30	4.7	12.566 12	4.3	11.266 45	4.8	13.433 34	5.5	13.633 13	4.9	13.100 15		76.431
	LOPEZ Jose		7.433		7.866		6.966		8.633		8.133		8.200			73.832
	GUILBE MORALES Nelson Alberto		4.8	11.933 36	4.4	11.800 32	5.2	12.600 25	5.2	12.933 41	4.8	12.866 26	4.8	11.700 39		13.866
			7.133		7.400		7.400		7.833	0.100	8.066		6.900			
					5.6	13.866 4										
					8.266											

LEGEND	Barra fija	Barras paralelas	Salto	Anillos	Caballo con	Piso
E Execution		D Difficulty	Rk. Ranking	Pen Penalty		



Medallistas / Medallists

Medal	NOC Code	Name
GOLD	BRA	ANDRADE Rebeca
SILVER	USA	CHILES Jordan
BRONZE	MEX	ESCALERA Natalia



Resultados por Aparatos / Results by Apparatus

I

Rank	Bib	Name	NOC	Vault	E	D	Penalty	Vault Score	Total
1	12	ANDRADE Rebeca	BRA	1	9.500	5.6		15.100	14.816 Q
				2	9.533	5.0		14.533	
2	54	CHILES Jordan	USA	1	9.366	5.0		14.366	14.099 Q
				2	9.133	4.8	-0.10	13.833	
3	37	SANDOVAL Ahtziri	MEX	1	8.666	5.2		13.866	13.249 Q
				2	8.633	4.0		12.633	
4	40	ESCALERA Natalia	MEX	1	8.766	4.6		13.366	13.166 Q
				2	8.566	4.4		12.966	
5	21	PINTO ADASME	CHI	1	8.166	4.6		12.766	12.783 Q
				2	8.400	4.4		12.800	
6	2	ESTARLI Lucila	ARG	1	8.366	4.4		12.766	12.399 Q
				2	8.333	3.8	-0.10	12.033	
7	31	BETANCES Camil	DOM	1	8.433	4.2		12.633	12.366 Q
				2	8.300	3.8		12.100	
8	20	SANTI Franchesca	CHI	1	8.433	4.2		12.633	12.316 Q
				2	8.200	3.8		12.000	
9	34	GRANDE Alexa	ESA	1	8.333	4.2		12.533	12.083 R1
				2	8.233	3.4		11.633	
10	29	MORALES Franciny	CRC	1	8.466	4.2		12.666	11.883 R2
				2	7.300	3.8		11.100	
11	7	VASQUEZ Diana	BOL	1	8.300	4.2		12.500	11.666 R3
				2	7.233	3.6		10.833	
12	33	BOHORQUEZ Ashley	ECU	1	7.300	4.6	-0.30	11.600	11.450
				2	8.100	3.2		11.300	
13	43	HERON Hillary	PAN	1	7.200	4.2	-0.30	11.100	11.050
				2	8.000	3.0		11.000	



Resultados por Aparatos / Results by Apparatus

I

Rank	Bib	Name	NOC	Vault	E	D	Penalty	Vault Score	Total
	44	NAVAS Karla	PAN	1	7.866	4.6	-0.10	12.366	DNF
				2				DNS	

NOTE The 8 highest ranked participants in the qualifying competition per apparatus will qualify for the apparatus finals. A maximum number of 2 participant(s) per National Federation are allowed in these finals. 3 reserve participant(s) will be nominated for each final.

LEGEND

I Salto

D Difficulty

E Execution



Resultados por Aparatos / Results by Apparatus

I

Rank	Bib	Name	NOC	Vault	E	D	Penalty	Vault Score	Total
1	12	ANDRADE Rebeca	BRA	1	9.733	5.6		15.333	14.983
				2	9.633	5.0		14.633	
2	54	CHILES Jordan	USA	1	9.400	5.0		14.400	14.150
				2	9.100	4.8		13.900	
3	40	ESCALERA Natalia	MEX	1	9.000	4.6		13.600	13.333
				2	8.666	4.4		13.066	
4	37	SANDOVAL Ahtziri	MEX	1	8.633	5.2		13.833	13.216
				2	8.600	4.0		12.600	
5	20	SANTI Franchesca	CHI	1	7.500	5.0	-0.30	12.200	12.483
				2	8.366	4.4		12.766	
6	31	BETANCES Camil	DOM	1	8.466	4.2		12.666	12.349
				2	8.333	3.8	-0.10	12.033	
7	2	ESTARLI Lucila	ARG	1	8.366	4.4		12.766	11.966
				2	7.666	3.8	-0.30	11.166	
8	21	PINTO ADASME	CHI	1	8.200	4.6	-0.30	12.500	11.966
				2	7.333	4.4	-0.30	11.433	

NOTE

LEGEND

I Salto

D Difficulty

E Execution



Desempate / Tie Break

T

Rank	BIB	Name	NOC Code	Total	Highest Vault	Execution	Difficulty
7	2	ESTARLI Lucila	ARG	11.966	12.766		
8	21	PINTO ADASME	CHI	11.966	12.500		

NOTE

Tie break rules

Tie will be broken by the following criteria:

1. The highest score between the two vaults
2. The highest Execution score from either vault
3. The highest Difficulty score from either vault

If the gymnasts remain tied they will share the same classification

LEGEND

T Salto



Medallistas / Medallists

Medal	NOC Code	Name
GOLD	USA	MILLER Zoe
SILVER	BRA	ANDRADE Rebeca
BRONZE	BRA	SARAIVA Flavia



Resultados por Aparatos / Results by Apparatus



Rank	Bib	Name	NOC code	E	D	Penalty	Total
1	59	MILLER Zoe	USA	8.366	6.4		14.766 Q
2	12	ANDRADE Rebeca	BRA	8.200	6.1		14.300 Q
3	54	CHILES Jordan	USA	8.200	5.9		14.100 Q
4	57	DICELLO Kayla	USA	8.200	5.6		13.800
5	9	SARAIVA Flavia	BRA	8.033	5.6		13.633 Q
6	56	JONG Katelyn	USA	7.733	5.9		13.633
7	13	TRAN Aurelie	CAN	8.100	5.3		13.400 Q
8	37	SANDOVAL Ahtziri	MEX	7.833	5.5		13.333 Q
9	58	SUMANASEKERA Tiana	USA	7.600	5.3		12.900
10	41	CAMPOS Paulina	MEX	7.300	5.3		12.600 Q
11	14	STEWART Ava	CAN	7.000	5.4		12.400 Q
12	40	ESCALERA Natalia	MEX	6.566	5.7		12.266
13	16	SGARBOSSA Frederique	CAN	7.500	4.6		12.100
14	5	IRIBARNE Nicole	ARG	7.800	4.2		12.000 R1
15	36	MATTIS Tyesha	JAM	6.700	5.3		12.000 R2
16	26	BLANCO Luisa	COL	8.266	3.7		11.966 R3
17	47	MENDEZ Ana Karina	PER	7.200	4.7		11.900
18	1	MARTINEZ Leila	ARG	7.366	4.5		11.866
19	33	BOHORQUEZ Ashley	ECU	7.366	4.4		11.766
20	43	HERON Hillary	PAN	7.133	4.6		11.733
21	25	ESCOBAR BETANCUR Ginna	COL	7.300	4.4		11.700
21	32	PEREA Alais	ECU	7.300	4.4		11.700
23	38	MORENO Alexa	MEX	6.233	5.4		11.633
24	28	RODRIGUEZ JOHANNING	CRC	7.133	4.4		11.533
25	44	NAVAS Karla	PAN	6.666	4.8		11.466
26	19	ACHONDO ANDINO Barbara	CHI	7.233	4.2		11.433
27	4	CURTI RUIZ Milagros	ARG	6.900	4.3		11.200
27	45	HERRERA Lana	PAN	6.900	4.3		11.200
29	21	PINTO ADASME Makarena	CHI	6.933	4.2		11.133




Resultados por Aparatos / Results by Apparatus



Rank	Bib	Name	NOC code	E	D	Penalty	Total
30	18	MARIHUAN Antonia	CHI	6.533	4.6		11.133
31	2	ESTARLI Lucila	ARG	6.800	4.3		11.100
32	35	BROWN Lynnzee	HAI	7.866	3.2		11.066
33	22	CASELLA Sofia	CHI	7.266	3.8		11.066
34	46	BROSTELLA Valentina	PAN	6.966	4.1		11.066
35	50	DIAZ Karelys	PUR	6.700	4.3		11.000
36	17	TURNER Sydney	CAN	6.000	5.0		11.000
37	49	ALVAREZ DIAZ Alejandra	PUR	7.333	3.6		10.933
38	10	BARBOSA Jade	BRA	5.833	5.1		10.933
39	24	LAMADRID Daira	COL	6.466	4.4		10.866
40	34	GRANDE Alexa	ESA	6.900	3.9		10.800
41	60	SALMINA Deborah	VEN	6.933	3.8		10.733
42	52	DIAZ MUNIZ Stella	PUR	6.233	4.8	-0.30	10.733
43	29	MORALES Franciny	CRC	6.233	4.5		10.733
44	31	BETANCES Camil	DOM	7.333	3.2		10.533
45	8	PEDRO Carolyne	BRA	6.500	3.9		10.400
46	6	PILGRIM Anya	BAR	6.200	3.7		9.900
47	48	HERRERO LUGO Ainhoa	PUR	6.333	3.3		9.633
48	7	VASQUEZ Diana	BOL	7.366	2.1		9.466
49	23	MESA Angelica	COL	6.266	3.2		9.466
50	30	FUENTES Ana	DOM	5.366	3.3		8.666

NOTE The 8 highest ranked participants in the qualifying competition per apparatus will qualify for the apparatus finals. A maximum number of 2 participant(s) per National Federation are allowed in these finals. 3 reserve participant(s) will be nominated for each final.

LEGEND

 Barras asimétricas

D Difficulty

E Execution



Resultados por Aparatos / Results by Apparatus



Rank	Bib	Name	NOC code	E	D	Penalty	Total
1	59	MILLER Zoe	USA	8.266	6.4		14.666
2	12	ANDRADE Rebeca	BRA	8.233	6.1		14.333
3	9	SARAIVA Flavia	BRA	8.133	5.6		13.733
4	37	SANDOVAL Ahtziri	MEX	7.766	5.7		13.466
5	13	TRAN Aurelie	CAN	7.800	5.3		13.100
6	14	STEWART Ava	CAN	7.500	5.6		13.100
7	54	CHILES Jordan	USA	7.200	5.2		12.400
8	41	CAMPOS Paulina	MEX	5.700	5.7		11.400

LEGEND



Barras asimétricas

D Difficulty

E Execution



Desempate / Tie Break



Rank	BIB	Name	NOC Code	Total	Execution	Difficulty
5	9	SARAIVA Flavia	BRA	13.633	8.033	
6	56	JONG Katelyn	USA	13.633	7.733	
14	5	IRIBARNE Nicole	ARG	12.000	7.800	
15	36	MATTIS Tyesha	JAM	12.000	6.700	
=21	25	ESCOBAR BETANCUR	COL	11.700	7.300	4.400
=21	32	PEREA Alais	ECU	11.700	7.300	4.400
=27	4	CURTI RUIZ Milagros	ARG	11.200	6.900	4.300
=27	45	HERRERA Lana	PAN	11.200	6.900	4.300
29	21	PINTO ADASME	CHI	11.133	6.933	
30	18	MARIHUAN Antonia	CHI	11.133	6.533	
32	35	BROWN Lynnzee	HAI	11.066	7.866	
33	22	CASELLA Sofia	CHI	11.066	7.266	
34	46	BROSTELLA Valentina	PAN	11.066	6.966	
35	50	DIAZ Karelys	PUR	11.000	6.700	
36	17	TURNER Sydney	CAN	11.000	6.000	
37	49	ALVAREZ DIAZ	PUR	10.933	7.333	
38	10	BARBOSA Jade	BRA	10.933	5.833	
41	60	SALMINA Deborah	VEN	10.733	6.933	
42	52	DIAZ MUNIZ Stella	PUR	10.733	6.233	4.800
43	29	MORALES Franciny	CRC	10.733	6.233	4.500
48	7	VASQUEZ Diana	BOL	9.466	7.366	
49	23	MESA Angelica	COL	9.466	6.266	



Desempate / Tie Break



Rank	BIB	Name	NOC Code	Total	Execution	Difficulty
------	-----	------	----------	-------	-----------	------------

NOTE


Tie break rules

Tie will be broken by the following criteria:

1. The highest Execution score
2. The highest Difficulty score

If the gymnasts remain tied they will share the same classification

LEGEND

 Barras asimétricas



Desempate / Tie Break



Rank	BIB	Name	NOC Code	Total	Execution	Difficulty
5	13	TRAN Aurelie	CAN	13.100	7.800	
6	14	STEWART Ava	CAN	13.100	7.500	

NOTE


Tie break rules

Tie will be broken by the following criteria:

1. The highest Execution score
2. The highest Difficulty score

If the gymnasts remain tied they will share the same classification

LEGEND

 Barras asimétricas



Medallistas / Medallists

Medal	NOC Code	Name
GOLD	BRA	ANDRADE Rebeca
SILVER	BRA	SARAIVA Flavia
BRONZE	CAN	STEWART Ava



Resultados por Aparatos / Results by Apparatus



Rank	Bib	Name	NOC code	E	D	Penalty	Total
1	14	STEWART Ava	CAN	7.666	6.0		13.666 Q
2	12	ANDRADE Rebeca	BRA	7.766	5.8		13.566 Q
3	9	SARAIVA Flavia	BRA	7.933	5.5		13.433 Q
4	55	LINCOLN Kaliya	USA	7.733	5.5		13.233 Q
5	57	DICELLO Kayla	USA	7.366	5.7		13.066 Q
6	58	SUMANASEKERA Tiana	USA	7.066	6.1	-0.10	13.066
7	54	CHILES Jordan	USA	7.800	5.2		13.000
8	13	TRAN Aurelie	CAN	7.866	5.0		12.866 Q
9	11	SOARES Julia	BRA	7.366	5.4	-0.10	12.666
10	39	LOUSTALOT Cassandra	MEX	7.266	5.4		12.666 Q
11	17	TURNER Sydney	CAN	7.333	5.3		12.633
12	10	BARBOSA Jade	BRA	7.500	5.1		12.600
13	26	BLANCO Luisa	COL	7.166	5.2	-0.10	12.266 Q
14	5	IRIBARNE Nicole	ARG	7.533	4.6		12.133 R1
15	15	LEE Cassandra	CAN	7.133	4.9		12.033
16	40	ESCALERA Natalia	MEX	6.666	5.3		11.966 R2
17	2	ESTARLI Lucila	ARG	7.333	4.6		11.933 R3
18	37	SANDOVAL Ahtziri	MEX	7.066	4.8		11.866
19	27	VALENZUELA Yiseth	COL	7.233	4.6		11.833
20	52	DIAZ MUNIZ Stella	PUR	7.200	4.5		11.700
21	24	LAMADRID Daira	COL	7.100	4.6		11.700
22	49	ALVAREZ DIAZ Alejandra	PUR	7.266	4.3		11.566
23	4	CURTI RUIZ Milagros	ARG	6.566	4.9		11.466
24	6	PILGRIM Anya	BAR	6.900	4.5		11.400
25	45	HERRERA Lana	PAN	6.800	4.6		11.400
26	1	MARTINEZ Leila	ARG	6.666	4.7		11.366
27	35	BROWN Lynnzee	HAI	7.000	4.3		11.300
28	44	NAVAS Karla	PAN	6.766	4.5		11.266
29	41	CAMPOS Paulina	MEX	6.600	4.7	-0.10	11.200



Resultados por Aparatos / Results by Apparatus



Rank	Bib	Name	NOC code	E	D	Penalty	Total
30	34	GRANDE Alexa	ESA	6.500	4.6		11.100
31	19	ACHONDO ANDINO Barbara	CHI	7.233	3.8		11.033
32	42	KURIAKUZ SALCEDA Celia	PAN	6.800	4.2		11.000
33	36	MATTIS Tyesha	JAM	5.866	5.2	-0.10	10.966
34	22	CASELLA Sofia	CHI	6.433	4.5		10.933
35	32	PEREA Alais	ECU	6.633	4.3	-0.10	10.833
36	43	HERON Hillary	PAN	5.900	4.7		10.600
37	29	MORALES Franciny	CRC	5.833	4.5		10.333
38	21	PINTO ADASME Makarena	CHI	5.666	4.2		9.866
39	50	DIAZ Karelys	PUR	5.100	4.8	-0.10	9.800
40	60	SALMINA Deborah	VEN	4.833	4.9	-0.10	9.633
41	7	VASQUEZ Diana	BOL	5.433	4.2	-0.10	9.533
42	31	BETANCES Camil	DOM	5.033	4.3		9.333
43	18	MARIHUAN Antonia	CHI	5.333	4.0	-0.10	9.233
44	28	RODRIGUEZ JOHANNING	CRC	5.166	4.0		9.166
45	33	BOHORQUEZ Ashley	ECU	4.766	4.5	-0.10	9.166
46	47	MENDEZ Ana Karina	PER	4.266	5.0	-0.10	9.166
47	25	ESCOBAR BETANCUR Ginna	COL	4.733	4.3		9.033
48	51	ALICEA Katyna	PUR	4.300	4.3		8.600
49	30	FUENTES Ana	DOM	2.733	3.9	-0.60	6.033

NOTE The 8 highest ranked participants in the qualifying competition per apparatus will qualify for the apparatus finals. A maximum number of 2 participant(s) per National Federation are allowed in these finals. 3 reserve participant(s) will be nominated for each final.

LEGEND

 Viga de equilibrio

D Difficulty

E Execution




Resultados por Aparatos / Results by Apparatus



Rank	Bib	Name	NOC code	E	D	Penalty	Total
1	12	ANDRADE Rebeca	BRA	8.066	6.1		14.166
2	9	SARAIVA Flavia	BRA	8.333	5.7		14.033
3	14	STEWART Ava	CAN	7.600	6.3		13.900
4	57	DICELLO Kayla	USA	8.100	5.7		13.800
5	39	LOUSTALOT Cassandra	MEX	7.900	5.4		13.300
6	55	LINCOLN Kaliya	USA	7.766	5.4		13.166
7	26	BLANCO Luisa	COL	7.066	5.2	-0.10	12.166
8	13	TRAN Aurelie	CAN	7.033	5.1		12.133

LEGEND

 Viga de equilibrio

D Difficulty

E Execution



Desempate / Tie Break



Rank	BIB	Name	NOC Code	Total	Execution	Difficulty
5	57	DICELLO Kayla	USA	13.066	7.366	
6	58	SUMANASEKERA Tiana	USA	13.066	7.066	
9	11	SOARES Julia	BRA	12.666	7.366	
10	39	LOUSTALOT Cassandra	MEX	12.666	7.266	
20	52	DIAZ MUNIZ Stella	PUR	11.700	7.200	
21	24	LAMADRID Daira	COL	11.700	7.100	
24	6	PILGRIM Anya	BAR	11.400	6.900	
25	45	HERRERA Lana	PAN	11.400	6.800	
44	28	RODRIGUEZ JOHANNING	CRC	9.166	5.166	
45	33	BOHORQUEZ Ashley	ECU	9.166	4.766	
46	47	MENDEZ Ana Karina	PER	9.166	4.266	

NOTE


Tie break rules

Tie will be broken by the following criteria:

1. The highest Execution score
2. The highest Difficulty score

If the gymnasts remain tied they will share the same classification

LEGEND

 Viga de equilibrio



Medallistas / Medallists

Medal	NOC Code	Name
GOLD	USA	LINCOLN Kaliya
SILVER	BRA	SARAIVA Flavia
SILVER	USA	DICELLO Kayla



Resultados por Aparatos / Results by Apparatus



Rank	Bib	Name	NOC code	E	D	Penalty	Total	
1	55	LINCOLN Kaliya	USA	8.000	6.1	-0.30	13.800	Q
2	57	DICELLO Kayla	USA	8.133	5.5		13.633	Q
3	9	SARAIVA Flavia	BRA	8.100	5.4	-0.10	13.400	Q
4	11	SOARES Julia	BRA	8.000	5.4		13.400	Q
5	10	BARBOSA Jade	BRA	7.833	5.5		13.333	
6	54	CHILES Jordan	USA	7.300	6.0	-0.10	13.200	
7	58	SUMANASEKERA Tiana	USA	7.300	5.7		13.000	
8	43	HERON Hillary	PAN	7.466	5.5		12.966	Q
9	13	TRAN Aurelie	CAN	7.866	4.8		12.666	Q
10	19	ACHONDO ANDINO Barbara	CHI	8.033	4.6		12.633	Q
11	17	TURNER Sydney	CAN	8.000	4.5		12.500	Q
12	14	STEWART Ava	CAN	7.666	4.8		12.466	
13	4	CURTI RUIZ Milagros	ARG	7.733	4.8	-0.10	12.433	R1
14	40	ESCALERA Natalia	MEX	7.500	5.3	-0.40	12.400	R2
15	15	LEE Cassandra	CAN	7.633	4.8	-0.10	12.333	
16	8	PEDRO Carolyne	BRA	7.300	5.0		12.300	
17	21	PINTO ADASME Makarena	CHI	7.233	4.8		12.033	R3
18	34	GRANDE Alexa	ESA	7.366	4.6		11.966	
19	26	BLANCO Luisa	COL	7.633	4.3		11.933	
20	33	BOHORQUEZ Ashley	ECU	7.033	4.9		11.933	
21	27	VALENZUELA Yiseth	COL	7.600	4.3		11.900	
22	37	SANDOVAL Ahtziri	MEX	7.200	4.7		11.900	
23	35	BROWN Lynnzee	HAI	7.266	4.7	-0.10	11.866	
24	41	CAMPOS Paulina	MEX	7.633	4.2		11.833	
25	5	IRIBARNE Nicole	ARG	7.033	4.8		11.833	
26	60	SALMINA Deborah	VEN	7.233	4.5		11.733	
27	23	MESA Angelica	COL	7.133	4.5		11.633	
28	29	MORALES Francincy	CRC	7.000	4.6		11.600	
29	50	DIAZ Karelys	PUR	6.966	4.6		11.566	



Resultados por Aparatos / Results by Apparatus



Rank	Bib	Name	NOC code	E	D	Penalty	Total
30	32	PEREA Alais	ECU	7.233	4.3		11.533
31	48	HERRERO LUGO Ainhoa	PUR	7.300	4.2		11.500
32	45	HERRERA Lana	PAN	7.000	4.6	-0.10	11.500
33	44	NAVAS Karla	PAN	7.233	4.2		11.433
34	6	PILGRIM Anya	BAR	6.866	4.5	-0.10	11.266
35	18	MARIHUAN Antonia	CHI	7.133	4.1		11.233
36	2	ESTARLI Lucila	ARG	6.500	4.6		11.100
37	22	CASELLA Sofia	CHI	6.966	4.4	-0.40	10.966
38	39	LOUSTALOT Cassandra	MEX	5.900	5.1	-0.10	10.900
39	52	DIAZ MUNIZ Stella	PUR	7.266	3.6		10.866
40	28	RODRIGUEZ JOHANNING	CRC	6.633	4.2		10.833
41	30	FUENTES Ana	DOM	6.833	3.7		10.533
42	7	VASQUEZ Diana	BOL	6.366	4.1		10.466
43	46	BROSTELLA Valentina	PAN	6.133	4.3		10.433
44	49	ALVAREZ DIAZ Alejandra	PUR	6.200	4.3	-0.10	10.400
45	1	MARTINEZ Leila	ARG	6.233	4.3	-0.30	10.233
46	25	ESCOBAR BETANCUR Ginna	COL	5.766	4.5	-0.10	10.166
47	47	MENDEZ Ana Karina	PER	5.866	4.5	-0.30	10.066
48	31	BETANCES Camil	DOM	5.766	4.3		10.066
	36	MATTIS Tyesha	JAM	0.000			DNS

NOTE The 8 highest ranked participants in the qualifying competition per apparatus will qualify for the apparatus finals. A maximum number of 2 participant(s) per National Federation are allowed in these finals. 3 reserve participant(s) will be nominated for each final.

LEGEND



Piso

D Difficulty

E Execution



Resultados por Aparatos / Results by Apparatus



Rank	Bib	Name	NOC code	E	D	Penalty	Total
1	55	LINCOLN Kaliya	USA	8.133	6.1		14.233
2	57	DICELLO Kayla	USA	8.233	5.5		13.733
2	9	SARAIVA Flavia	BRA	8.233	5.5		13.733
4	11	SOARES Julia	BRA	8.233	! 5.4		13.633
5	13	TRAN Aurelie	CAN	8.366	4.8		13.166
6	43	HERON Hillary	PAN	7.433	5.3	-0.10	12.633
7	17	TURNER Sydney	CAN	8.000	4.5		12.500
8	19	ACHONDO ANDINO Barbara	CHI	7.900	4.4	-0.10	12.200

NOTE Exclamation sign (!) at Difficulty score informs that score was under inquiry.

LEGEND



Piso

D Difficulty

E Execution



Desempate / Tie Break



Rank	BIB	Name	NOC Code	Total	Execution	Difficulty
3	9	SARAIVA Flavia	BRA	13.400	8.100	
4	11	SOARES Julia	BRA	13.400	8.000	
19	26	BLANCO Luisa	COL	11.933	7.633	
20	33	BOHORQUEZ Ashley	ECU	11.933	7.033	
21	27	VALENZUELA Yiseth	COL	11.900	7.600	
22	37	SANDOVAL Ahtziri	MEX	11.900	7.200	
24	41	CAMPOS Paulina	MEX	11.833	7.633	
25	5	IRIBARNE Nicole	ARG	11.833	7.033	
31	48	HERRERO LUGO Ainhoa	PUR	11.500	7.300	
32	45	HERRERA Lana	PAN	11.500	7.000	
47	47	MENDEZ Ana Karina	PER	10.066	5.866	
48	31	BETANCES Camil	DOM	10.066	5.766	

NOTE

Tie break rules

Tie will be broken by the following criteria:

1. The highest Execution score
2. The highest Difficulty score

If the gymnasts remain tied they will share the same classification

LEGEND

 Piso



Desempate / Tie Break



Rank	BIB	Name	NOC Code	Total	Execution	Difficulty
=2	9	SARAIVA Flavia	BRA	13.733	8.233	5.500
=2	57	DICELLO Kayla	USA	13.733	8.233	5.500

NOTE

Tie break rules

Tie will be broken by the following criteria:

1. The highest Execution score
2. The highest Difficulty score

If the gymnasts remain tied they will share the same classification

LEGEND

 Piso



Medallistas del Equipo / Team Medallists

Medal	NOC Code	Name
GOLD	USA	United States
		CHILES Jordan
		LINCOLN Kaliya
		DICELLO Kayla
		SUMANASEKERA Tiana
		MILLER Zoe
SILVER	BRA	Brazil
		PEDRO Carolyne
		SARAIVA Flavia
		BARBOSA Jade
		SOARES Julia
ANDRADE Rebeca		
BRONZE	CAN	Canada
		TRAN Aurelie
		STEWART Ava
		LEE Cassandra
		SGARBOSSA Frederique
TURNER Sydney		



Resultados de Equipos / Team Results

Rank	Name	NOC Code	T		B		C		D		SJ Pen	Total
			D Total Rk. E Pen.	E Pen.	D Total Rk. E Pen.	E Pen.	D Total Rk. E Pen.	E Pen.	D Total Rk. E Pen.	E Pen.		
1	United States	USA	42.532		42.666		39.365		40.633			165.196
	CHILES Jordan		5.0 14.366 2	9.366	5.9 14.100 3	8.200			6.0 13.200 6	7.300 0.100		41.666
	LINCOLN Kaliya						5.5 13.233 4	7.733	6.1 13.800 1	8.000 0.300		27.033
	DICELLO Kayla		5.0 14.066 4	9.066	5.6 13.800 4	8.200	5.7 13.066 5	7.366	5.5 13.633 2	8.133		54.565
	SUMANASEKERA Tiana		5.0 14.100 3	9.200 0.100			6.1 13.066 6	7.066 0.100				27.166
	MILLER Zoe				6.4 14.766 1	8.366						14.766
2	Brazil	BRA	42.900		38.866		39.665		40.133			161.564
	PEDRO Carolyne											0.000
	SARAIVA Flavia		5.0 14.000 5	9.000	5.6 13.633 5	8.033	5.5 13.433 3	7.933	5.4 13.400 3	8.100 0.100		54.466
	BARBOSA Jade		5.0 13.800 8	8.800	5.1 10.933 38	5.833			5.5 13.333 5	7.833		38.066
	SOARES Julia						5.4 12.666 9	7.366 0.100	5.4 13.400 4	8.000		26.066
	ANDRADE Rebeca		5.6 15.100 1	9.500	6.1 14.300 2	8.200	5.8 13.566 2	7.766				42.966



Resultados de Equipos / Team Results

Rank	Name	NOC Code	T		B		C		D		SJ Pen	Total
			D Total Rk. E Pen.	D Total Rk. E Pen.	D Total Rk. E Pen.	D Total Rk. E Pen.	D Total Rk. E Pen.					
3	Canada	CAN	39.533	37.900	39.165	37.632						154.230
	TRAN Aurelie		4.2 13.200 13 9.000	5.3 13.400 7 8.100	5.0 12.866 8 7.866	4.8 12.666 9 7.866						52.132
	STEWART Ava		4.6 13.300 11 8.700	5.4 12.400 11 7.000	6.0 13.666 1 7.666	4.8 12.466 12 7.666						51.832
	LEE Cassandra											0.000
	SGARBOSSA Frederique		4.2 13.033 14 8.933	4.6 12.100 13 0.100 7.500								25.133
	TURNER Sydney				5.3 12.633 11 7.333	4.5 12.500 11 8.000						25.133
4	Mexico	MEX	39.765	38.199	36.498	36.133						150.595
	SANDOVAL Ahtziri		5.2 13.866 7 8.666	5.5 13.333 8 7.833	4.8 11.866 18 7.066	4.7 11.900 22 7.200						50.965
	MORENO Alexa											0.000
	LOUSTALOT Cassandra		4.0 12.533 28 8.533		5.4 12.666 10 7.266							25.199
	ESCALERA Natalia		4.6 13.366 10 8.766	5.7 12.266 12 6.566	5.3 11.966 16 6.666	5.3 12.400 14 7.500 0.400						49.998
	CAMPOS Paulina			5.3 12.600 10 7.300		4.2 11.833 24 7.633						24.433



Resultados de Equipos / Team Results

Rank	Name	NOC Code	T		B		C		D		SJ Pen	Total			
			D Total Rk. E Pen.	D Total Rk. E Pen.	D Total Rk. E Pen.	D Total Rk. E Pen.	D Total Rk. E Pen.								
5	Colombia	COL	38.665		34.532		35.799		35.466			144.462			
	MESA Angelica							4.5	11.633	27		11.633			
	LAMADRID Daira				4.4	10.866	39	4.6	11.700	21		22.566			
	ESCOBAR BETANCUR Ginna		4.2	12.666	23	4.4	11.700	21				24.366			
	BLANCO Luisa		4.6	13.266	12	3.7	11.966	16	5.2	12.266	13	4.3	11.933	19	49.431
	VALENZUELA Yiseth		4.2	12.733	22				4.6	11.833	19	4.3	11.900	21	36.466
			8.533						7.233			7.600			
6	Argentina	ARG	38.365		35.066		35.532		35.366			144.329			
	MARTINEZ Leila							4.5	11.866	18		11.866			
	ESTARLI Lucila		4.4	12.766	19			4.6	11.933	17	4.6	11.100	36	35.799	
	CURTI RUIZ Milagros		4.2	12.833	16	4.3	11.200	27	4.9	11.466	23	4.8	12.433	13	47.932
	IRIBARNE Nicole		4.4	12.766	19	4.2	12.000	14	4.6	12.133	14	4.8	11.833	25	48.732
			8.366						7.533			7.033			



Resultados de Equipos / Team Results

Rank	Name	NOC Code	T		B		V		A		SJ Pen	Total			
			D Total Rk. E Pen.	D Total Rk. E Pen.	D Total Rk. E Pen.	D Total Rk. E Pen.	D Total Rk. E Pen.								
7	Panama	PAN	36.465		34.399		33.666		35.899			140.429			
	KURIAKUZ SALCEDA Celia						4.2	11.000	32			11.000			
	HERON Hillary				4.6	11.733	20			5.5	12.966	8	24.699		
	NAVAS Karla		4.6	12.366	36	4.8	11.466	25	4.5	11.266	28	4.2	11.433	33	46.531
	HERRERA Lana		4.2	11.933	42	4.3	11.200	27	4.6	11.400	25	4.6	11.500	32	46.033
	BROSTELLA Valentina		3.8	12.166	38								12.166		
8	Chile	CHI	36.765		33.699		31.832		35.899			138.195			
	MARIHUAN Antonia					4.6	11.133	30		4.1	11.233	35	22.366		
	ACHONDO ANDINO Barbara		3.2	11.366	45	4.2	11.433	26	3.8	11.033	31	4.6	12.633	10	46.465
	SANTI Franchesca		4.2	12.633	25								12.633		
	PINTO ADASME Makarena		4.6	12.766	21	4.2	11.133	29	4.2	9.866	38	4.8	12.033	17	45.798
	CASELLA Sofia								4.5	10.933	34		10.933		



Resultados de Equipos / Team Results

Rank	Name	NOC Code	I		Barras		Viga de equilibrio		SJ Pen	Total	
			D	Total Rk.	D	Total Rk.	D	Total Rk.			D
			E	Pen.	E	Pen.	E	Pen.			
9	Puerto Rico	PUR	37.432		32.666		33.066		33.932		137.096
	HERRERO LUGO Ainhoa Sofia						4.2	11.500	31	11.500	
	ALVAREZ DIAZ Alejandra Sofia		8.333		7.333		4.3	11.566	22	35.032	
	DIAZ Karelys		8.333	12.533	6.700	29	5.100	9.800	39	44.899	
	ALICEA Katyna									0.000	
	DIAZ MUNIZ Stella		8.166	12.366	6.233	35	7.200	11.700	20	45.665	
					0.300			10.866	39		

LEGEND	Piso	Viga de equilibrio	Barras	Salto
	E Execution	D Difficulty	Rk. Ranking	Pen Penalty


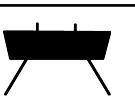

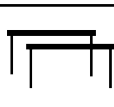
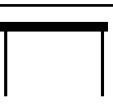


Medallistas General / All-Around Medallists

Medal	NOC Code	Name
GOLD	CAN	DOLCI Felix
SILVER	BRA	SOARES Diogo
BRONZE	USA	WHITTENBURG Donnell



Resultados individual General / All-Around Results

Rank	BIB	Name	NOC Code																Total				
				D	Total	Rk.	D	Total	Rk.	D	Total	Rk.	D	Total	Rk.	D	Total	Rk.					
				E	Pen.		E	Pen.		E	Pen.		E	Pen.		E	Pen.						
1	102	DOLCI Felix	CAN	6.0	14.566	1	4.0	12.333	10	5.4	14.033	2	5.2	14.400	2	5.9	14.366	1	5.6	12.833	12	82.531	
				8.566	0.00		8.333	0.00		8.633	0.00		9.200	0.00		8.466	0.00		7.233	0.00			
2	99	SOARES Diogo	BRA	5.3	13.400	7	5.8	13.766	1	4.4	13.233	5	4.8	14.033	7	5.6	13.833	4	5.0	13.600	3	81.865	
				8.100	0.00		7.966	0.00		8.833	0.00		9.233	0.00		8.233	0.00		8.600	0.00			
3	145	WHITTENBURG Donnell	USA	6.0	13.900	3	5.0	12.466	7	6.0	14.566	1	5.2	14.166	6	5.8	13.600	7	5.0	13.066	8	81.764	
				7.900	0.00		7.466	0.00		8.566	0.00		8.966	0.00		7.800	0.00		8.066	0.00			
4	142	BOCK Cameron	USA	5.2	13.200	11	5.4	13.700	2	5.2	12.766	14	5.2	14.266	5	5.9	14.300	2	5.1	12.466	16	80.698	
				8.100	-0.10		8.300	0.00		7.566	0.00		9.066	0.00		8.400	0.00		7.366	0.00			
5	123	NIN REYES Audrys	DOM	4.9	13.233	9	4.8	12.400	9	4.8	13.066	7	5.6	14.600	1	5.5	13.333	11	5.4	13.533	4	80.165	
				8.333	0.00		7.600	0.00		8.266	0.00		9.000	0.00		7.833	0.00		8.133	0.00			
6	109	ALVAREZ Joel	CHI	5.2	13.333	8	4.3	12.266	12	4.9	13.266	4	4.8	13.733	12	5.3	13.666	6	5.0	12.666	14	78.930	
				8.133	0.00		7.966	0.00		8.366	0.00		8.933	0.00		8.366	0.00		7.666	0.00			
7	132	NUNEZ Isaac	MEX	5.0	13.200	10	4.8	12.433	8	4.3	12.900	10	4.8	13.833	9	5.9	13.966	3	4.8	11.733	22	78.065	
				8.300	-0.10		7.633	0.00		8.600	0.00		9.033	0.00		8.066	0.00		6.933	0.00			
8	112	MARTINEZ MORENO Andres	COL	5.2	13.166	12	4.9	12.100	15	4.9	13.000	9	4.8	13.666	14	5.1	12.933	14	5.1	13.166	6	78.031	
				8.266	-0.30		7.200	0.00		8.100	0.00		8.966	-0.10		7.833	0.00		8.066	0.00			
9	97	MARIANO Arthur	BRA	5.3	13.833	4	4.1	11.933	16	4.1	12.500	17	5.2	14.333	4	5.1	10.833	24	5.9	14.500	1	77.932	
				8.533	0.00		7.833	0.00		8.400	0.00		9.133	0.00		5.733	0.00		8.600	0.00			
10	94	MAYOL Santiago	ARG	5.7	13.766	5	5.0	11.900	18	4.8	12.733	16	4.8	13.566	15	4.9	13.033	13	4.9	12.733	13	77.731	
				8.066	0.00		6.900	0.00		7.933	0.00		8.766	0.00		8.133	0.00		7.833	0.00			
11	134	GOMEZ Rodrigo	MEX	5.6	13.433	6	4.9	12.566	5	4.7	12.866	12	4.8	13.866	8	4.6	12.600	15	3.9	12.400	17	77.731	
				7.933	-0.10		7.666	0.00		8.166	0.00		9.066	0.00		8.000	0.00		8.500	0.00			



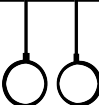











Resultados individual General / All-Around Results

Rank	BIB	Name	NOC Code	Floor			Pommel Horse			Vault			Parallel Bars			Horizontal Bar			Total			
				D	Total Pen.	Rk.	D	Total Pen.	Rk.	D	Total Pen.	Rk.	D	Total Pen.	Rk.	D	Total Pen.	Rk.				
12	92	JATO Julian	ARG	4.9	13.100	14	4.3	11.933	17	4.8	12.833	13	4.8	13.466	17	5.3	13.366	10	4.9	12.966	10	77.664
13	139	LOPEZ Jose	PUR	4.9	13.166	13	4.4	12.100	14	5.2	12.900	11	5.2	13.400	18	4.8	13.066	12	4.8	13.000	9	77.632
14	119	ESCOBAR Diorges	CUB	5.4	12.166	20	4.3	10.900	22	4.2	12.133	21	4.8	13.833	9	5.9	13.433	8	5.7	13.766	2	76.231
15	148	TREJO BASALO Adickxon Gabriel	VEN	4.9	12.533	19	5.3	12.700	4	4.3	12.466	18	4.8	13.700	13	4.6	12.100	16	4.1	12.333	19	75.832
16	105	EMARD William	CAN	5.8	14.400	2	4.6	12.333	11	5.4	13.733	3	5.2	14.366	3	5.2	11.766	20	4.0	9.066	24	75.664
17	138	PEREZ GINEZ Andres Josue	PUR	5.1	12.866	16	4.7	12.233	13	4.3	12.366	19	4.8	13.200	19	5.0	11.700	21	4.9	13.100	7	75.465
18	137	ALARCON Daniel	PER	5.0	11.400	22	5.1	12.733	3	5.2	13.166	6	5.2	12.766	20	4.6	12.066	17	4.7	12.400	18	74.531
19	129	FAULK Caleb	JAM	4.5	12.600	18	3.7	11.666	20	4.5	12.733	15	4.0	12.666	22	4.0	12.000	18	4.2	11.733	21	73.398
20	111	LETELIER Luciano	CHI	5.7	12.000	21	4.5	12.500	6	4.1	12.333	20	4.8	12.700	21	4.9	11.766	19	4.9	11.866	20	73.165
21	126	LOPEZ Cesar	ECU	4.5	11.333	23	3.6	10.433	23	4.7	13.000	8	4.8	13.500	16	4.7	11.666	22	4.6	12.500	15	72.432
22	113	JIMENEZ GIRALDO Dilan	COL	5.4	12.966	15	2.9	5.533	24	4.9	11.666	23	5.2	13.833	11	5.4	13.700	5	4.7	12.900	11	70.598



Resultados individual General / All-Around Results

Rank	BIB	Name	NOC Code																			Total
				D	Total Pen.	Rk.	D	Total Pen.	Rk.	D	Total Pen.	Rk.	D	Total Pen.	Rk.	D	Total Pen.	Rk.	D	Total Pen.	Rk.	
23	127	VALENCIA Johnny Adrian	ECU	4.5	12.700	17	4.6	11.733	19	4.3	11.033	24	4.0	12.633	23	4.2	11.500	23	3.7	10.700	23	70.299
				8.200	0.00		7.133	0.00		6.733	0.00		8.733	-0.10		7.300	0.00		7.000	0.00		
24	121	POZO Pablo	CUB	1.1	1.600	24	4.9	11.133	21	4.7	12.000	22	4.8	12.333	24	5.7	13.400	9	5.1	13.200	5	63.666
				8.500	-8.00		6.233	0.00		7.300	0.00		7.833	-0.30		7.700	0.00		8.100	0.00		

LEGEND	 Barra fija	 Barras paralelas	 Salto	 Anillos	 Caballo con	 Piso
E Execution		D Difficulty	Rk. Ranking	Pen Penalty		



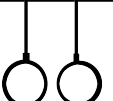





Resultados individual General / All-Around Results

Rank	BIB	Name	NOC Code	Floor			Pommel Horse			Vault			Horizontal Bar			Parallel Bars			Total				
				D	Total Pen.	Rk.	D	Total Pen.	Rk.	D	Total Pen.	Rk.	D	Total Pen.	Rk.	D	Total Pen.	Rk.			D	Total Pen.	Rk.
1	142	BOCK Cameron	USA	5.2	13.466	14	5.4	13.766	5	5.2	13.600	8	5.2	14.533	4	5.6	13.433	16	5.2	13.800	4	82.598	Q
2	145	WHITTENBURG Donnell	USA	6.4	14.233	2	5.0	12.400	16	6.0	14.433	1	5.2	14.066	14	5.8	13.833	9	5.1	13.366	10	82.331	Q
3	99	SOARES Diogo	BRA	5.4	13.600	9	5.8	12.900	11	4.4	13.033	13	4.8	14.266	10	5.6	14.100	5	5.5	14.033	3	81.932	Q
4	143	WALKER Colt	USA	5.2	13.533	11	5.4	12.000	24	5.4	13.633	7	5.2	14.500	5	6.0	14.366	2	5.2	13.666	5	81.698	
5	97	MARIANO Arthur	BRA	5.3	14.066	4	4.2	12.266	18	4.1	12.533	28	5.2	14.633	1	5.1	13.633	12	5.6	14.100	2	81.231	Q
6	105	EMARD William	CAN	5.7	12.966	22	4.1	12.400	15	5.5	13.666	5	5.2	14.633	1	5.5	13.866	7	4.9	13.300	11	80.831	Q
7	102	DOLCI Felix	CAN	6.0	14.266	1	4.2	12.000	23	5.4	13.800	3	5.2	14.400	6	5.6	13.400	18	5.6	12.766	24	80.632	Q
8	101	GUIMARAES Yuri	BRA	5.7	14.100	3	4.0	11.966	25	4.7	12.800	17	5.2	14.300	7	5.2	13.766	10	5.0	13.600	6	80.532	
9	94	MAYOL Santiago	ARG	5.7	14.000	5	5.5	13.866	3	4.8	12.266	35	4.8	13.800	25	4.9	13.400	17	5.0	12.700	25	80.032	Q
10	123	NIN REYES Audrys	DOM	4.9	13.266	17	4.8	11.900	29	4.7	12.633	23	5.2	14.000	16	5.5	13.600	15	5.4	13.566	7	78.965	Q
11	134	GOMEZ Rodrigo	MEX	5.4	13.900	6	5.2	13.133	10	4.7	12.800	17	4.8	13.800	25	4.6	12.733	31	3.9	12.433	29	78.799	Q


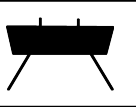
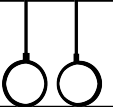

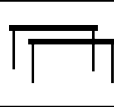
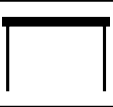


Resultados individual General / All-Around Results

Rank	BIB	Name	NOC Code																			Total		
				D	Total	Rk.	D	Total	Rk.	D	Total	Rk.	D	Total	Rk.	D	Total	Rk.	D	Total	Rk.			
				E	Pen.		E	Pen.		E	Pen.		E	Pen.		E	Pen.		E	Pen.				
12	132	NUNEZ Isaac	MEX	4.9	12.600	25	4.8	11.933	27	4.3	12.800	16	4.8	13.966	17	5.9	14.033	6	5.1	13.233	13	78.565	Q	
				7.700	0.00	7.133	0.00	8.500	0.00	9.266	-0.10	8.133	0.00	8.133	0.00									
13	136	GONZALES Edward	PER	5.1	13.000	20	5.4	13.233	9	5.0	12.266	36	4.8	13.800	25	5.4	13.300	20	4.6	12.533	28	78.132	Q	
				7.900	0.00	7.833	0.00	7.266	0.00	9.000	0.00	7.900	0.00	7.933	0.00									
14	109	ALVAREZ Joel	CHI	5.2	13.466	14	4.3	12.466	13	4.9	13.166	11	4.8	13.700	31	5.0	12.033	38	5.0	12.900	19	77.731	Q	
				8.366	-0.10	8.166	0.00	8.266	0.00	8.900	0.00	7.033	0.00	7.900	0.00									
15	138	PEREZ GINEZ Andres Josue	PUR	5.0	12.433	30	4.7	12.566	12	4.3	11.266	45	4.8	13.433	34	5.5	13.633	13	4.9	13.100	15	76.431	Q	
				7.433	0.00	7.866	0.00	6.966	0.00	8.633	0.00	8.133	0.00	8.200	0.00									
16	92	JATO Julian	ARG	4.6	12.833	23	4.3	12.166	22	4.8	12.366	32	4.0	12.866	42	5.3	13.233	21	4.9	12.966	18	76.430	Q	
				8.233	0.00	7.866	0.00	7.566	0.00	8.866	0.00	7.933	0.00	8.066	0.00									
17	148	TREJO BASALO Adickxon Gabriel	VEN	5.1	12.433	29	5.4	11.933	28	4.3	12.333	33	4.8	13.533	33	4.6	12.800	29	4.1	12.533	27	75.565	Q	
				7.633	-0.30	6.533	0.00	8.033	0.00	8.833	-0.10	8.200	0.00	8.433	0.00									
18	111	LETELIER Luciano	CHI	5.7	13.600	10	5.5	10.766	39	4.1	12.166	37	4.8	13.966	18	4.9	12.833	28	5.0	12.133	35	75.464	Q	
				7.900	0.00	5.266	0.00	8.066	0.00	9.166	0.00	7.933	0.00	7.133	0.00									
19	112	MARTINEZ MORENO Andres	COL	4.3	12.133	33	5.4	11.633	33	4.9	12.533	29	4.8	13.700	30	5.1	12.166	36	5.4	13.166	14	75.331	Q	
				7.833	0.00	6.233	0.00	7.633	0.00	9.000	-0.10	7.066	0.00	7.766	0.00									
20	119	ESCOBAR Diorges	CUB	5.4	10.600	44	4.5	11.133	36	4.2	11.866	40	4.8	13.900	21	5.9	14.166	3	4.9	13.100	15	74.765	Q	
				5.500	-0.30	6.633	0.00	7.666	0.00	9.100	0.00	8.266	0.00	8.200	0.00									
21	137	ALARCON Daniel	PER	4.9	12.100	34	4.6	11.133	37	5.2	12.566	27	5.2	13.766	29	4.6	12.300	34	4.7	12.433	30	74.298	Q	
				7.700	-0.50	6.533	0.00	7.366	0.00	8.666	-0.10	7.700	0.00	7.733	0.00									
22	127	VALENCIA Johnny Adrian	ECU	4.5	12.566	26	4.3	12.333	17	4.2	12.466	31	4.0	12.466	44	4.6	12.666	32	4.0	11.600	40	74.097	Q	
				8.066	0.00	8.033	0.00	8.266	0.00	8.466	0.00	8.066	0.00	7.600	0.00									



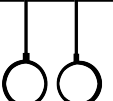











Resultados individual General / All-Around Results

Rank	BIB	Name	NOC Code																			Total		
				D	Total	Rk.	D	Total	Rk.	D	Total	Rk.	D	Total	Rk.	D	Total	Rk.	D	Total	Rk.			
				E	Pen.		E	Pen.		E	Pen.		E	Pen.		E	Pen.		E	Pen.				
23	139	LOPEZ Jose	PUR	4.8	11.933	36	4.4	11.800	32	5.2	12.600	25	5.2	12.933	41	4.8	12.866	26	4.8	11.700	39	73.832	Q	
				7.133	0.00	7.400	0.00	7.400	0.00	7.833	-0.10	8.066	0.00	6.900	0.00									
24	113	JIMENEZ GIRALDO Dilan	COL	4.6	11.400	39	4.1	10.133	42	5.1	12.766	21	5.2	13.433	35	5.9	13.633	14	4.7	12.300	32	73.665	Q	
				7.100	-0.30	6.033	0.00	7.666	0.00	8.533	-0.30	7.733	0.00	7.600	0.00									
25	147	PETROSYAN Vahe	USA	4.8	9.833	47	5.3	13.433	7	4.4	12.566	26	4.8	13.833	22	4.8	10.900	46	4.7	12.866	20	73.431		
				5.633	-0.60	8.133	0.00	8.166	0.00	9.033	0.00	6.100	0.00	8.166	0.00									
26	126	LOPEZ Cesar	ECU	4.4	12.500	27	3.8	11.233	34	4.7	13.100	12	4.8	12.200	46	5.0	11.266	45	4.6	12.800	21	73.099	Q	
				8.100	0.00	7.433	0.00	8.400	0.00	7.700	-0.30	6.266	0.00	8.200	0.00									
27	129	FAULK Caleb	JAM	4.5	12.600	24	3.0	10.933	38	4.5	12.766	20	4.0	12.566	43	4.0	12.166	35	4.2	11.466	41	72.497	Q	
				8.200	-0.10	7.933	0.00	8.266	0.00	8.566	0.00	8.166	0.00	7.266	0.00									
28	121	POZO Pablo	CUB	4.2	12.333	31	5.2	11.900	30	4.2	9.666	48	4.8	13.833	22	5.4	11.533	41	4.9	13.066	17	72.331	R1	
				8.133	0.00	6.700	0.00	5.466	0.00	9.033	0.00	6.133	0.00	8.166	0.00									
29	118	DE LA CRUZ Alejandro	CUB	5.0	13.366	16	3.0	5.166	46	5.5	13.600	9	5.2	14.200	11	5.3	13.333	19	3.9	12.200	34	71.865		
				8.366	0.00	6.166	-4.00	8.100	0.00	9.000	0.00	8.033	0.00	8.300	0.00									
30	135	ATENCIO Richard	PAN	5.1	11.766	37	4.1	11.133	35	4.1	11.566	42	4.0	12.933	40	4.8	12.933	24	4.5	11.266	43	71.597	R2	
				7.166	-0.50	7.033	0.00	7.466	0.00	8.933	0.00	8.133	0.00	6.766	0.00									
31	96	SONS SANCHEZ Oliver	BOL	4.9	11.000	43	3.5	9.200	43	5.0	12.600	24	4.8	13.766	28	4.4	11.300	44	3.6	10.833	44	68.699	R3	
				6.100	0.00	5.700	0.00	7.600	0.00	8.966	0.00	6.900	0.00	7.233	0.00									
32	117	VALVERDE Andres	CRC	4.7	12.233	32	3.9	11.866	31	3.6	11.000	46	4.0	13.000	39	3.6	11.400	42	3.7	8.333	49	67.832		
				7.833	-0.30	7.966	0.00	7.400	0.00	9.000	0.00	7.800	0.00	4.633	0.00									
33	149	ROLIN Edward	VEN	5.5	11.133	41	4.0	10.233	41	4.3	11.466	43	4.8	13.933	19	5.0	10.500	48	3.3	9.166	48	66.431		
				5.833	-0.20	6.233	0.00	7.166	0.00	9.133	0.00	5.500	0.00	5.866	0.00									



Resultados individual General / All-Around Results

Rank	BIB	Name	NOC Code																			Total			
				D	Total	Rk.	D	Total	Rk.	D	Total	Rk.	D	Total	Rk.	D	Total	Rk.	D	Total	Rk.				
				E	Pen.		E	Pen.		E	Pen.		E	Pen.		E	Pen.		E	Pen.					
34	128	VELASQUEZ CANDRAY Pablo Natanael	ESA	4.1	12.066	35	3.5	7.433	44	3.1	10.566	47	4.8	13.133	38	3.2	10.800	47	2.9	9.566	47				63.564
				7.966	0.00		7.233	-3.30		7.466	0.00		8.333	0.00		7.600	0.00		6.666	0.00					
	141	ALI Jameel	TTO	4.7	8.333	48	3.3	6.633	45	4.5	12.300	34		DNS		3.6	11.733	40	3.6	10.633	45				DNF
				4.333	-0.70		6.333	-3.00		7.800	0.00			0.00		8.133	0.00		7.033	0.00					
	140	GUILBE MORALES Nelson Alberto	PUR		DNS		5.6	13.866	4	0.0	DNS			DNS			DNS			DNS					DNF
					0.00		8.266	0.00			0.00			0.00			0.00			0.00					

LEGEND	 Barra fija	 Barras paralelas	 Salto	 Anillos	 Caballo con	 Piso
	E Execution	D Difficulty	Rk. Ranking	Pen Penalty		



Desempate individual General / All-Around Tie Break

Rank	BIB	Name	NOC Code	Total	Best Scores					E	D
					5	4	3	2	1		
10	94	MAYOL Santiago	ARG	77.731	65.831						
11	134	GOMEZ Rodrigo	MEX	77.731	65.331						

NOTE

Tie break rules

Tie will be broken determined by the following criteria:

1. The gymnast with the highest sum of the 5, 4, 3, 2, 1 best final apparatus scores obtained will prevail
 2. If they remain tied, the highest total E-score by adding all apparatus will prevail
 3. If they remain tied, the highest total D-score by adding all apparatus will prevail
- If they remain tied, the gymnasts will share the same classification.



Medallistas General / All-Around Medallists

Medal	NOC Code	Name
GOLD	USA	DICELLO Kayla
SILVER	BRA	SARAIVA Flavia
BRONZE	USA	CHILES Jordan



Resultados individual General / All-Around Results

Rank	BIB	Name	NOC Code	Vault			Bars			Beam			Total				
				D	Total Pen.	Rk.	D	Total Pen.	Rk.	D	Total Pen.	Rk.			D	Total Pen.	Rk.
1	54	CHILES Jordan	USA	5.0	14.366	2	5.9	14.100	3	5.2	13.000	7	6.0	13.200	6	54.666	Q
				9.366	0.00	8.200	0.00	7.800	0.00	7.300	-0.10						
2	57	DICELLO Kayla	USA	5.0	14.066	4	5.6	13.800	4	5.7	13.066	5	5.5	13.633	2	54.565	Q
				9.066	0.00	8.200	0.00	7.366	0.00	8.133	0.00						
3	9	SARAIVA Flavia	BRA	5.0	14.000	5	5.6	13.633	5	5.5	13.433	3	5.4	13.400	3	54.466	Q
				9.000	0.00	8.033	0.00	7.933	0.00	8.100	-0.10						
4	58	SUMANASEKERA Tiana	USA	5.0	14.100	3	5.3	12.900	9	6.1	13.066	6	5.7	13.000	7	53.066	
				9.200	-0.10	7.600	0.00	7.066	-0.10	7.300	0.00						
5	13	TRAN Aurelie	CAN	4.2	13.200	13	5.3	13.400	7	5.0	12.866	8	4.8	12.666	9	52.132	Q
				9.000	0.00	8.100	0.00	7.866	0.00	7.866	0.00						
6	14	STEWART Ava	CAN	4.6	13.300	11	5.4	12.400	11	6.0	13.666	1	4.8	12.466	12	51.832	Q
				8.700	0.00	7.000	0.00	7.666	0.00	7.666	0.00						
7	37	SANDOVAL Ahtziri	MEX	5.2	13.866	7	5.5	13.333	8	4.8	11.866	18	4.7	11.900	22	50.965	Q
				8.666	0.00	7.833	0.00	7.066	0.00	7.200	0.00						
8	10	BARBOSA Jade	BRA	5.0	13.800	8	5.1	10.933	38	5.1	12.600	12	5.5	13.333	5	50.666	Q
				8.800	0.00	5.833	0.00	7.500	0.00	7.833	0.00						
9	40	ESCALERA Natalia	MEX	4.6	13.366	10	5.7	12.266	12	5.3	11.966	16	5.3	12.400	14	49.998	Q
				8.766	0.00	6.566	0.00	6.666	0.00	7.500	-0.40						
10	26	BLANCO Luisa	COL	4.6	13.266	12	3.7	11.966	16	5.2	12.266	13	4.3	11.933	19	49.431	Q
				8.666	0.00	8.266	0.00	7.166	-0.10	7.633	0.00						
11	17	TURNER Sydney	CAN	4.2	12.966	15	5.0	11.000	36	5.3	12.633	11	4.5	12.500	11	49.099	
				8.766	0.00	6.000	0.00	7.333	0.00	8.000	0.00						



Resultados individual General / All-Around Results

Rank	BIB	Name	NOC Code	Vault			Bars			Beam			Total				
				D	Total Pen.	Rk.	D	Total Pen.	Rk.	D	Total Pen.	Rk.			D	Total Pen.	Rk.
12	5	IRIBARNE Nicole	ARG	4.4	12.766	19	4.2	12.000	14	4.6	12.133	14	4.8	11.833	25	48.732	Q
				8.366	0.00	7.800	0.00	7.533	0.00	7.033	0.00						
13	4	CURTI RUIZ Milagros	ARG	4.2	12.833	16	4.3	11.200	27	4.9	11.466	23	4.8	12.433	13	47.932	Q
				8.633	0.00	6.900	0.00	6.566	0.00	7.733	-0.10						
14	35	BROWN Lynnzee	HAI	4.6	13.400	9	3.2	11.066	32	4.3	11.300	27	4.7	11.866	23	47.632	Q
				8.800	0.00	7.866	0.00	7.000	0.00	7.266	-0.10						
15	41	CAMPOS Paulina	MEX	3.2	11.566	44	5.3	12.600	10	4.7	11.200	29	4.2	11.833	24	47.199	
				8.366	0.00	7.300	0.00	6.600	-0.10	7.633	0.00						
16	2	ESTARLI Lucila	ARG	4.4	12.766	19	4.3	11.100	31	4.6	11.933	17	4.6	11.100	36	46.899	
				8.366	0.00	6.800	0.00	7.333	0.00	6.500	0.00						
17	32	PEREA Alais	ECU	4.2	12.633	25	4.4	11.700	21	4.3	10.833	35	4.3	11.533	30	46.699	Q
				8.433	0.00	7.300	0.00	6.633	-0.10	7.233	0.00						
18	44	NAVAS Karla	PAN	4.6	12.366	36	4.8	11.466	25	4.5	11.266	28	4.2	11.433	33	46.531	Q
				7.866	-0.10	6.666	0.00	6.766	0.00	7.233	0.00						
19	19	ACHONDO ANDINO Barbara	CHI	3.2	11.366	45	4.2	11.433	26	3.8	11.033	31	4.6	12.633	10	46.465	Q
				8.166	0.00	7.233	0.00	7.233	0.00	8.033	0.00						
20	43	HERON Hillary	PAN	4.2	11.100	46	4.6	11.733	20	4.7	10.600	36	5.5	12.966	8	46.399	Q
				7.200	-0.30	7.133	0.00	5.900	0.00	7.466	0.00						
21	34	GRANDE Alexa	ESA	4.2	12.533	29	3.9	10.800	40	4.6	11.100	30	4.6	11.966	18	46.399	Q
				8.333	0.00	6.900	0.00	6.500	0.00	7.366	0.00						
22	45	HERRERA Lana	PAN	4.2	11.933	42	4.3	11.200	27	4.6	11.400	25	4.6	11.500	32	46.033	
				8.033	-0.30	6.900	0.00	6.800	0.00	7.000	-0.10						



Resultados individual General / All-Around Results

Rank	BIB	Name	NOC Code	I			II			III			Total			
				D E	Total Pen.	Rk.	D E	Total Pen.	Rk.	D E	Total Pen.	Rk.			D E	Total Pen.
23	21	PINTO ADASME Makarena	CHI	4.6 8.166	12.766 0.00	21 6.933	4.2 0.00	11.133 0.00	29 5.666	4.2 0.00	9.866 0.00	38 7.233	4.8 0.00	12.033 0.00	17	45.798 Q
24	52	DIAZ MUNIZ Stella	PUR	4.2 8.166	12.366 0.00	35 6.233	4.8 -0.30	10.733 7.200	42 7.200	4.5 0.00	11.700 0.00	20 7.266	3.6 0.00	10.866 0.00	39	45.665 Q
25	1	MARTINEZ Leila	ARG	3.6 8.400	12.000 0.00	39 7.366	4.5 0.00	11.866 0.00	18 6.666	4.7 0.00	11.366 0.00	26 6.233	4.3 -0.30	10.233 -0.30	45	45.465
26	49	ALVAREZ DIAZ Alejandra Sofia	PUR	4.2 8.333	12.533 0.00	29 7.333	3.6 0.00	10.933 7.266	37 7.266	4.3 0.00	11.566 0.00	22 6.200	4.3 -0.10	10.400 -0.10	44	45.432 Q
27	6	PILGRIM Anya	BAR	4.2 8.600	12.800 0.00	17 6.200	3.7 0.00	9.900 6.900	46 6.900	4.5 0.00	11.400 0.00	24 6.866	4.5 -0.10	11.266 -0.10	34	45.366 Q
28	29	MORALES Franciny	CRC	4.2 8.466	12.666 0.00	23 6.233	4.5 0.00	10.733 5.833	43 5.833	4.5 0.00	10.333 0.00	37 7.000	4.6 0.00	11.600 0.00	28	45.332 Q
29	50	DIAZ Karelys	PUR	4.2 8.333	12.533 0.00	29 6.700	4.3 0.00	11.000 5.100	35 5.100	4.8 -0.10	9.800 6.966	39 6.966	4.6 0.00	11.566 0.00	29	44.899
30	60	SALMINA Deborah	VEN	4.2 8.333	12.533 0.00	29 6.933	3.8 0.00	10.733 4.833	41 4.833	4.9 -0.10	9.633 7.233	40 7.233	4.5 0.00	11.733 0.00	26	44.632 Q
31	33	BOHORQUEZ Ashley	ECU	4.6 7.300	11.600 -0.30	43 7.366	4.4 0.00	11.766 4.766	19 4.766	4.5 -0.10	9.166 7.033	45 7.033	4.9 0.00	11.933 0.00	20	44.465 Q
32	28	RODRIGUEZ JOHANNING Anelena	CRC	4.4 8.233	12.333 -0.30	37 7.133	4.4 0.00	11.533 5.166	24 5.166	4.0 0.00	9.166 6.633	44 6.633	4.2 0.00	10.833 0.00	40	43.865 R1
33	25	ESCOBAR BETANCUR Ginna	COL	4.2 8.466	12.666 0.00	23 7.300	4.4 0.00	11.700 4.733	21 4.733	4.3 0.00	9.033 5.766	47 5.766	4.5 -0.10	10.166 -0.10	46	43.565 R2



Resultados individual General / All-Around Results

Rank	BIB	Name	NOC Code	I			Barras			Viga de equilibrio			Piso			Total
				D	Total Pen.	Rk.	D	Total Pen.	Rk.	D	Total Pen.	Rk.	D	Total Pen.	Rk.	
34	47	MENDEZ Ana Karina	PER	3.6	11.933	41	4.7	11.900	17	5.0	9.166	46	4.5	10.066	47	43.065 R3
				8.333	0.00	7.200	0.00	4.266	-0.10	5.866	-0.30					
35	31	BETANCES Camil	DOM	4.2	12.633	25	3.2	10.533	44	4.3	9.333	42	4.3	10.066	48	42.565
				8.433	0.00	7.333	0.00	5.033	0.00	5.766	0.00					
36	7	VASQUEZ Diana	BOL	4.2	12.500	33	2.1	9.466	48	4.2	9.533	41	4.1	10.466	42	41.965
				8.300	0.00	7.366	0.00	5.433	-0.10	6.366	0.00					
37	30	FUENTES Ana	DOM	3.6	11.966	40	3.3	8.666	50	3.9	6.033	49	3.7	10.533	41	37.198
				8.366	0.00	5.366	0.00	2.733	-0.60	6.833	0.00					
38	18	MARIHUAN Antonia	CHI	0.0	0.000	48	4.6	11.133	30	4.0	9.233	43	4.1	11.233	35	31.599
					0.00	6.533	0.00	5.333	-0.10	7.133	0.00					
	36	MATTIS Tyesha	JAM		DNS	5.3	12.000	15	5.2	10.966	33		DNS		DNF	
					0.00	6.700	0.00	5.866	-0.10		0.00					

LEGEND	Piso	Viga de equilibrio	Barras	Salto
E Execution	D Difficulty	Rk. Ranking	Pen Penalty	



Resultados individual General / All-Around Results

Rank	BIB	Name	NOC Code	Vault			Bars			Beam			Total			
				D	Total Pen.	Rk.	D	Total Pen.	Rk.	D	Total Pen.	Rk.		D	Total Pen.	Rk.
1	57	DICELLO Kayla	USA	5.0	14.133	2	5.6	13.633	1	5.7	13.200	4	5.5	13.733	1	54.699
				9.133	0.00	8.033	0.00	7.500	0.00	8.233	0.00					
2	9	SARAIVA Flavia	BRA	5.0	13.966	3	5.6	13.533	2	5.8	14.166	1	5.2	12.900	6	54.565
				8.966	0.00	7.933	0.00	8.366	0.00	7.800	-0.10					
3	54	CHILES Jordan	USA	5.0	14.300	1	5.6	12.700	6	5.4	13.466	2	5.9	13.533	2	53.999
				9.300	0.00	7.100	0.00	8.066	0.00	7.633	0.00					
4	10	BARBOSA Jade	BRA	5.0	13.900	4	5.5	13.100	4	5.1	12.900	5	5.6	13.433	3	53.333
				8.900	0.00	7.600	0.00	7.800	0.00	7.833	0.00					
5	14	STEWART Ava	CAN	4.6	13.333	9	5.6	13.433	3	5.9	13.266	3	4.9	12.466	9	52.498
				8.733	0.00	7.833	0.00	7.366	0.00	7.566	0.00					
6	40	ESCALERA Natalia	MEX	4.6	13.633	6	5.8	12.600	7	5.3	12.666	8	5.3	12.933	4	51.832
				9.033	0.00	6.800	0.00	7.366	0.00	7.733	-0.10					
7	13	TRAN Aurelie	CAN	4.2	13.133	10	5.1	11.766	12	5.1	12.666	7	4.8	12.900	5	50.465
				8.933	0.00	6.666	0.00	7.566	0.00	8.100	0.00					
8	26	BLANCO Luisa	COL	4.6	13.633	6	3.7	11.700	13	5.0	12.200	9	4.4	12.566	7	50.099
				9.033	0.00	8.000	0.00	7.200	0.00	8.166	0.00					
9	37	SANDOVAL Ahtziri	MEX	5.2	13.900	5	5.3	12.933	5	4.7	11.200	16	4.7	11.933	15	49.966
				8.700	0.00	7.633	0.00	6.500	0.00	7.233	0.00					
10	43	HERON Hillary	PAN	4.6	13.066	11	4.6	11.866	11	4.8	11.833	10	5.0	12.533	8	49.298
				8.466	0.00	7.266	0.00	7.033	0.00	7.533	0.00					
11	4	CURTI RUIZ Milagros	ARG	4.2	12.066	22	4.5	11.933	9	4.9	12.666	6	4.6	12.133	12	48.798
				7.866	0.00	7.433	0.00	7.766	0.00	7.533	0.00					







Resultados individual General / All-Around Results

Rank	BIB	Name	NOC Code	T			P			B			Total			
				D E	Total Pen.	Rk.	D E	Total Pen.	Rk.	D E	Total Pen.	Rk.				
12	44	NAVAS Karla	PAN	4.6 8.333	12.933 0.00	12 7.066	5.5 0.00	12.566 0.00	8 6.800	4.5 0.00	11.300 7.166	13 0.00	4.3 0.00	11.466 0.00	20	48.265
13	35	BROWN Lynnzee	HAI	4.6 8.800	13.400 0.00	8 7.600	3.4 0.00	11.000 0.00	16 7.333	4.2 0.00	11.533 7.400	11 0.00	4.8 0.00	12.200 0.00	11	48.133
14	32	PEREA Alais	ECU	4.2 8.666	12.866 0.00	14 7.166	4.4 0.00	11.566 0.00	14 6.900	4.3 0.00	11.200 7.333	15 0.00	4.3 0.00	11.633 0.00	18	47.265
15	21	PINTO ADASME Makarena	CHI	4.4 8.166	12.566 0.00	20 7.000	4.5 0.00	11.500 0.00	15 6.633	4.6 0.00	11.233 7.133	14 -0.10	4.8 0.00	11.833 -0.10	17	47.132
16	5	IRIBARNE Nicole	ARG	4.4 8.266	12.666 0.00	16 7.700	4.2 0.00	11.900 0.00	10 6.000	4.6 0.00	10.600 7.133	20 0.00	4.8 0.00	11.933 0.00	16	47.099
17	34	GRANDE Alexa	ESA	4.2 8.333	12.533 0.00	21 6.700	4.0 0.00	10.700 0.00	20 6.933	4.4 0.00	11.333 7.366	12 -0.10	4.7 -0.10	11.966 -0.10	14	46.532
18	6	PILGRIM Anya	BAR	4.2 8.700	12.900 0.00	13 6.933	3.8 0.00	10.733 0.00	19 6.000	4.5 0.00	10.500 7.133	21 0.00	4.5 0.00	11.633 0.00	19	45.766
19	33	BOHORQUEZ Ashley	ECU	4.6 8.166	12.766 0.00	15 6.300	4.0 0.00	10.300 0.00	22 6.200	4.5 -0.10	10.600 7.166	19 0.00	4.9 0.00	12.066 0.00	13	45.732
20	29	MORALES Franciny	CRC	4.2 8.366	12.566 0.00	19 6.466	4.5 0.00	10.966 0.00	17 5.900	4.5 0.00	10.400 6.633	22 0.00	4.5 0.00	11.133 0.00	24	45.065
21	60	SALMINA Deborah	VEN	4.2 8.433	12.633 0.00	17 7.000	3.8 0.00	10.800 0.00	18 5.233	4.9 -0.10	10.033 6.966	23 0.00	4.5 0.00	11.466 0.00	21	44.932
22	52	DIAZ MUNIZ Stella	PUR	3.6 8.433	12.033 0.00	23 5.566	4.5 0.00	10.066 0.00	23 6.500	4.4 0.00	10.900 7.133	18 0.00	4.3 0.00	11.433 0.00	22	44.432



Resultados individual General / All-Around Results

Rank	BIB	Name	NOC Code													Total
				D	Total Pen.	Rk.	D	Total Pen.	Rk.	D	Total Pen.	Rk.	D	Total Pen.	Rk.	
23	49	ALVAREZ DIAZ Alejandra Sofia	PUR	4.2	12.633	17	3.5	10.600	21	4.3	9.133	24	4.5	11.266	23	43.632
				8.433	0.00		7.100	0.00		4.833	0.00		6.766	0.00		
24	19	ACHONDO ANDINO Barbara	CHI	3.2	11.400	24	3.4	8.266	24	3.6	11.100	17	4.5	12.333	10	43.099
				8.200	0.00		4.866	0.00		7.600	-0.10		7.833	0.00		

LEGEND



Piso



Viga de equilibrio



Barras



Salto

E Execution

D Difficulty

Rk. Ranking

Pen Penalty



Desempate individual General / All-Around Tie Break

Rank	BIB	Name	NOC Code	Total	Best Scores			E	D
					3	2	1		
20	43	HERON Hillary	PAN	46.399	35.799				
21	34	GRANDE Alexa	ESA	46.399	35.599				

NOTE

Tie break rules

Tie will be broken determined by the following criteria:

1. The gymnast with the highest sum of the 3, 2, 1 best final apparatus scores obtained will prevail
 2. If they remain tied, the highest total E-score by adding all apparatus will prevail
 3. If they remain tied, the highest total D-score by adding all apparatus will prevail
- If they remain tied, the gymnasts will share the same classification.

Santiago
2023

Juegos PanAm | ParapanAm

BOR
NAN

SPORTS TECHNOLOGY

