



Resultados de Equipos / Team Results

Rank	Name	NOC Code	Floor		Pommel Horse		Vault		Horizontal Bar		Parallel Bars		SJ Pen	Total	
			D	Total Rk.	D	Total Rk.	D	Total Rk.	D	Total Rk.	D	Total Rk.			D
			E	Pen.	E	Pen.	E	Pen.	E	Pen.	E	Pen.	E	Pen.	
1	United States	USA	41.232		39.799		41.666		43.599		42.665		40.899		249.860
	BOCK Cameron		5.2	13.466 14	5.4	13.766 5	5.2	13.600 8	5.2	14.533 4			5.2	13.800 4	69.165
	WALKER Colt		8.366	0.100	8.366		8.400		9.333				8.600		
	PHILLIPS Curran		5.2	13.533 11			5.4	13.633 7	5.2	14.500 5	6.0	14.366 2	5.2	13.666 5	69.698
	WHITTENBURG Donnell		8.433	0.100			8.233		9.300		8.366		8.466		42.465
	NEDOROSCIK Stephen								5.2	14.566 3	6.8	14.466 1	5.8	13.433 9	54.899
			6.4	14.233 2	5.0	12.400 16	6.0	14.433 1			9.366	7.666	7.633		13.633
			7.833		7.400		8.433					8.033			
					6.2	13.633 6									
					7.433										
2	Canada	CAN	41.032		40.632		41.266		43.199		41.099		39.566		246.794
	DOLCI Felix		6.0	14.266 1			5.4	13.800 3	5.2	14.400 6	5.6	13.400 18	5.6	12.766 24	68.632
	RAMPERSAD Jayson		8.266				8.400		9.300	0.100	7.800		7.166		
	COURNOYER Rene		5.1	13.033 19	6.1	14.266 1									27.299
	EMARD William		8.033	0.100	8.166										55.199
	CLAY Zachary		5.3	13.733 8			5.4	13.800 3	5.2	14.166 12			5.3	13.500 8	67.865
			8.433				8.400		8.966				8.200		27.799
					4.1	12.400 15	5.5	13.666 5	5.2	14.633 1	5.5	13.866 7	4.9	13.300 11	
					8.300		8.166		9.433		8.366		8.400		
					5.7	13.966 2					5.2	13.833 8			
					8.266						8.633				



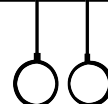





Resultados de Equipos / Team Results

Rank	Name	NOC Code	V		K		T		B		P		SJ Pen	Total	
			D	Total Rk.	D	Total Rk.	D	Total Rk.	D	Total Rk.	D	Total Rk.			D
3	Brazil	BRA	41.766	37.632	38.499	43.199	41.999	42.299						245.394	
	MARIANO Arthur		5.3 14.066 4	4.2 12.266 18		5.2 14.633 1		5.6 14.100 2						55.065	
	MIRANDA Bernardo		8.766	4.3 12.466 13				5.6 14.133 4		5.3 14.166 1				40.765	
	SOARES Diogo		8.166	8.166				8.533		8.866				81.932	
	SAMPAIO Patrick		5.4 13.600 9	5.8 12.900 11	4.4 13.033 13	4.8 14.266 10	5.6 14.100 5	5.5 14.033 3						12.666	
	GUIMARAES Yuri		8.500 0.300	7.100	8.633	9.466	8.500	8.533						54.966	
					4.3 12.666 22										
					8.366										
			5.7 14.100 3		4.7 12.800 17	5.2 14.300 7	5.2 13.766 10								
			8.500 0.100		8.100	9.100	8.566								
4	Argentina	ARG	39.966	39.432	39.566	41.699	39.366	38.966						238.995	
	VILLAFANE Daniel				6.0 14.200 2	5.2 14.066 14								28.266	
	JATO Julian		4.6 12.833 23	4.3 12.166 22	4.8 12.366 32		5.3 13.233 21	4.9 12.966 18						63.564	
	ALFIERI Luca		8.233	7.866	7.566		7.933	8.066						26.700	
	MAYOL Santiago			4.7 13.400 8				4.9 13.300 11						67.766	
	AGOSTINELLI Santiago		8.700	8.700			8.400							52.699	
			5.7 14.000 5	5.5 13.866 3		4.8 13.800 25	4.9 13.400 17	5.0 12.700 25							
			8.300	8.366		9.000	8.500	7.700							
			5.4 13.133 18		4.7 13.000 15	4.8 13.833 22	4.5 12.733 30								
			7.933 0.200		8.300	9.033	8.233								



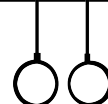





Resultados de Equipos / Team Results

Rank	Name	NOC Code													SJ Pen	Total							
			D	Total Rk.	E	Pen.	D	Total Rk.	E	Pen.	D	Total Rk.	E	Pen.			D	Total Rk.	E	Pen.			
5	Mexico	MEX	40.033		37.299		39.033		41.199		38.766		37.932			234.262							
	PEREZ Alonso		5.4	13.533	12	4.2	12.233	19									25.766						
	DE LUNA Fabian								5.6	13.433	10	5.2	13.433	35	4.9	12.000	39		38.866				
	NUNEZ Isaac		4.9	12.600	25	4.8	11.933	27	4.3	12.800	16	4.8	13.966	17	5.9	14.033	6	5.1	13.233	13		78.565	
	JUAREZ JUAREZ Josue		7.700			7.133			8.500			9.266	0.100	8.133				4.4	12.266	33	7.866	12.266	
	GOMEZ Rodrigo		5.4	13.900	6	5.2	13.133	10	4.7	12.800	17	4.8	13.800	25	4.6	12.733	31	3.9	12.433	29	8.533	78.799	
			8.500			7.933			8.100			9.000		8.133									
6	Cuba	CUB	36.299		35.233		36.932		42.166		41.232		38.366			230.228							
	DE LA CRUZ Alejandro		5.0	13.366	16				5.5	13.600	9	5.2	14.200	11	5.3	13.333	19	3.9	12.200	34		66.699	
	ESCOBAR Diorges		5.4	10.600	44	4.5	11.133	36	4.2	11.866	40	4.8	13.900	21	5.9	14.166	3	4.9	13.100	15		74.765	
	ESCANDON Jose Carlos		5.500	0.300	6.633				7.666			9.100		8.266				8.200				25.199	
	POZO Pablo		4.2	12.333	31	5.2	11.900	30										4.9	13.066	17	8.166	37.299	
	VILLAVERDE Yohendry		8.133			6.700						5.2	14.066	13							8.966	0.100	26.266
						5.0	12.200	21															
						7.200						8.966	0.100										



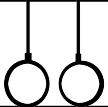











Resultados de Equipos / Team Results

Rank	Name	NOC Code													SJ Pen	Total																
			D	Total Rk.	E	Pen.	D	Total Rk.	E	Pen.	D	Total Rk.	E	Pen.			D	Total Rk.	E	Pen.	D	Total Rk.	E	Pen.								
7	Colombia	COL	37.633		33.732		38.965		41.433		39.632		38.266			229.661																
	MARTINEZ MORENO Andres		4.3	12.133	33	5.4	11.633	33	4.9	12.533	29	4.8	13.700	30		5.4	13.166	14												63.165		
	JIMENEZ GIRALDO Dilan					4.1	10.133	42	5.1	12.766	21	5.2	13.433	35	5.9	13.633	14	4.7	12.300	32										62.265		
	LARRAHONDO Juan		5.5	13.800	7							5.2	14.300	7																28.100		
	BOHORQUEZ Kristopher		4.7	11.700	38				5.6	13.666	6				4.8	12.866	26													38.232		
	VARGAS Sergio		7.000			4.8	11.966	26							4.8	13.133	22	5.0	12.800	22										37.899		
						7.166									8.333		7.800															
8	Chile	CHI	38.199		35.432		38.132		41.599		38.233		36.999			228.594																
	CRISTOBAL Prado																														0.000	
	ALVAREZ Joel		5.2	13.466	14	4.3	12.466	13	4.9	13.166	11	4.8	13.700	31		5.0	12.900	19													65.698	
	ARMIJO Josue		8.366	0.100	8.166				8.266			8.900				7.900																
	ARMIJO Josue		4.2	11.133	40	4.0	12.200	20				4.8	13.933	19	4.2	12.500	33	4.2	11.966	36											61.732	
	LETELIER Luciano		6.933		8.200							9.133		8.300		7.766																
	ALVAREZ Joaquin		5.7	13.600	10	5.5	10.766	39	4.1	12.166	37	4.8	13.966	18	4.9	12.833	28	5.0	12.133	35											75.464	
			7.900		5.266				8.066			9.166		7.933		7.133																
									5.4	12.800	19				4.8	12.900	25															25.700
									7.400						8.100																	



Resultados de Equipos / Team Results

Rank	Name	NOC Code													SJ Pen	Total
			D	Total Rk.	D	Total Rk.	D	Total Rk.	D	Total Rk.	D	Total Rk.	D	Total Rk.		
			E	Pen.	E	Pen.	E	Pen.	E	Pen.	E	Pen.	E	Pen.		
9	Puerto Rico	PUR	24.366		38.232		23.866		26.366		26.499		24.800			164.129
	PEREZ GINEZ Andres Josue		5.0	12.433 30	4.7	12.566 12	4.3	11.266 45	4.8	13.433 34	5.5	13.633 13	4.9	13.100 15		76.431
	LOPEZ Jose		7.433		7.866		6.966		8.633		8.133		8.200			73.832
	GUILBE MORALES Nelson Alberto		4.8	11.933 36	4.4	11.800 32	5.2	12.600 25	5.2	12.933 41	4.8	12.866 26	4.8	11.700 39		13.866
			7.133		7.400		7.400		7.833	0.100	8.066		6.900			
					5.6	13.866 4										
					8.266											

LEGEND	 Barra fija	 Barras paralelas	 Salto	 Anillos	 Caballo con	 Piso
	E Execution	D Difficulty	Rk. Ranking	Pen Penalty		