

2024 Elite Team Cup

Meet Results







Feb 24, 2024

Page: 1
Printed: 2/24/2024 9:36:07 PM

Men / JR / Junior

Session: ETC







Judge's Signatures

Rank	Num	Name	Gym							AA
1	76	Junnosuke Iwai	Region 3	Diff: 5.200	4.400	4.400	5.200	3.900	4.100	
				Exec: 8.550	7.200	8.850	9.350	9.200	7.850	
				Bonus: 0.926	0.000	0.338	0.505	0.000	0.217	
				ND:						
				Final: 14.676	11.600	13.588	15.055	13.100	12.167	80.186
				Place: 1	28	2=	1	14	20	1
2	64	Nathan Roman	Region 1	Diff: 5.100	4.400	4.400	4.800	4.900	4.000	
				Exec: 8.350	7.950	8.850	8.800	8.500	8.300	
				Bonus: 0.763	0.000	0.338	0.100	0.611	0.104	
				ND:			-0.100			
				Final: 14.213	12.350	13.588	13.600	14.011	12.404	80.166
				Place: 3	10	2=	13	3	15	2
3	77	Kiran Mandava	Region 3	Diff: 4.500	5.000	4.100	4.800	4.900	4.300	
				Exec: 8.450	7.200	9.300	8.800	8.300	8.700	
				Bonus: 0.000	0.611	0.000	0.100	0.611	0.469	
				ND:						
				Final: 12.950	12.811	13.400	13.700	13.811	13.469	80.141
				Place: 18	3	5	10=	5	2	3
4	84	Sasha Bogonosiuik	Region 5	Diff: 5.000	4.000	4.100	4.800	4.700	4.600	
				Exec: 8.400	8.250	8.500	8.750	8.450	7.350	
				Bonus: 0.611	0.000	0.000	0.100	0.338	0.926	
				ND:	-0.100					
				Final: 13.911	12.250	12.600	13.650	13.488	12.876	78.775
				Place: 5	11	22	12	8	8	4
5	98	Adam Lakomy	Region 7	Diff: 5.000	4.600	4.600	5.200	4.300	4.300	
				Exec: 8.050	6.850	8.200	8.700	8.050	8.500	
				Bonus: 0.611	0.104	0.611	0.505	0.000	0.469	
				ND:	-0.300					
				Final: 13.361	11.554	13.411	14.405	12.350	13.269	78.350
				Place: 8	29	4	4	36	5	5
6	102	Alex Karadzhev	Region 8	Diff: 4.100	4.700	4.200	4.800	4.800	4.400	
				Exec: 8.150	8.950	8.850	7.450	7.800	8.400	
				Bonus: 0.000	0.217	0.104	0.100	0.469	0.611	
				ND:	-0.300					
				Final: 11.950	13.867	13.154	12.350	13.069	13.411	77.801
				Place: 45	1	9	46	15	3	6
7	63	David Ramirez	Region 1	Diff: 4.800	4.600	4.300	5.200	4.100	3.700	
				Exec: 8.150	7.850	8.350	8.150	8.950	8.450	
				Bonus: 0.338	0.104	0.217	0.505	0.000	0.000	
				ND:						
				Final: 13.288	12.554	12.867	13.855	13.050	12.150	77.764
				Place: 9	6	12	7	16	21	7
8	73	Jesse Hanny	Region 3	Diff: 4.600	4.400	4.300	4.000	4.600	4.300	
				Exec: 8.500	7.450	8.650	8.900	8.450	8.100	
				Bonus: 0.104	0.000	0.217	0.000	0.217	0.469	
				ND:	-0.100					
				Final: 13.104	11.850	13.167	12.900	13.267	12.869	77.157
				Place: 11	20=	8	31	11	9	8

2024 Elite Team Cup

Meet Results







Feb 24, 2024

Rank	Num	Name	Gym							AA
9	69	Jonah Soltz	Region 2	Diff: 4.300	3.600	4.000	4.800	4.600	3.600	
				Exec: 8.700	8.350	8.650	8.650	8.500	8.750	
				Bonus: 0.000	0.000	0.000	0.100	0.217	0.000	
				ND:						
				Final: 13.000	11.950	12.650	13.550	13.317	12.350	76.817
				Place: 15	16	19	14	10	16	9
10	80	Gage Kile	Region 4	Diff: 4.800	3.300	4.100	5.200	4.500	3.600	
				Exec: 8.750	8.100	8.150	9.000	8.600	7.700	
				Bonus: 0.338	0.000	0.000	0.505	0.104	0.000	
				ND:						
				Final: 13.888	11.400	12.250	14.705	13.204	11.300	76.747
				Place: 6	32	33	2	13	41	10
11	79	Maksim Kan	Region 4	Diff: 5.100	5.300	3.900	4.800	4.100	4.000	
				Exec: 8.050	6.150	7.950	8.200	8.500	8.800	
				Bonus: 0.763	1.102	0.000	0.100	0.000	0.104	
				ND:			-0.300			
				Final: 13.913	12.552	11.850	12.800	12.600	12.904	76.619
				Place: 4	7	38	35	25	7	11
12	108	Ethan Cox	Region 9	Diff: 4.800	5.200	4.000	4.800	4.200	4.300	
				Exec: 7.650	6.700	7.500	8.600	9.050	7.350	
				Bonus: 0.338	0.926	0.000	0.100	0.000	0.469	
				ND:						
				Final: 12.788	12.826	11.500	13.500	13.250	12.119	75.983
				Place: 20	2	41	15	12	23	12
13	75	Xander Hong	Region 3	Diff: 4.600	3.700	4.200	4.000	4.700	4.200	
				Exec: 7.850	7.500	8.650	8.950	9.000	7.600	
				Bonus: 0.104	0.000	0.104	0.000	0.338	0.338	
				ND:						
				Final: 12.554	11.200	12.954	12.950	14.038	12.138	75.834
				Place: 27	35	11	30	2	22	13
14	96	Hasan Aydogdu	Region 7	Diff: 4.900	4.400	4.400	4.800	4.900	4.300	
				Exec: 7.500	7.550	7.850	8.450	8.150	7.300	
				Bonus: 0.469	0.000	0.338	0.100	0.611	0.469	
				ND: -0.400	-0.300					
				Final: 12.469	11.650	12.588	13.350	13.661	12.069	75.787
				Place: 28	26	23	22	7	25	14
15	105	Conor Heary	Region 8	Diff: 4.200	4.300	4.200	4.000	4.500	3.800	
				Exec: 8.050	7.450	8.950	9.000	9.350	7.350	
				Bonus: 0.000	0.000	0.104	0.000	0.104	0.000	
				ND: -0.100						
				Final: 12.150	11.750	13.254	13.000	13.954	11.150	75.258
				Place: 37	23	7	26	4	45	15
16	93	Divier Ramos	Region 6	Diff: 4.500	4.000	4.000	4.400	3.600	3.500	
				Exec: 8.200	8.200	8.300	9.000	8.950	8.600	
				Bonus: 0.000	0.000	0.000	0.000	0.000	0.000	
				ND:						
				Final: 12.700	12.200	12.300	13.400	12.550	12.100	75.250
				Place: 22	13	31	17=	28	24	16

2024 Elite Team Cup

Meet Results

Feb 24, 2024

Rank	Num	Name	Gym							AA
17	101	Michael Scheiner	Region 7	Diff: 4.500	3.900	4.500	4.800	5.200	4.000	
				Exec: 7.600	6.450	8.300	8.800	8.200	7.150	
				Bonus: 0.000	0.000	0.469	0.100	1.102	0.104	
				ND:	
				Final: 12.100	10.350	13.269	13.700	14.502	11.254	75.175
				Place: 42	41	6	10=	1	42	17
18	65	Evan Wenstad	Region 1	Diff: 4.800	4.300	4.000	4.800	4.300	4.000	
				Exec: 8.000	6.550	8.600	7.800	8.600	8.900	
				Bonus: 0.338	0.000	0.000	0.100	0.000	0.104	
				ND: .	.	.	-0.100	.	.	
				Final: 13.138	10.850	12.600	12.600	12.900	13.004	75.092
				Place: 10	37	20=	41	22	6	18
19	61	Justin Park	Region 1	Diff: 4.500	3.500	4.500	4.800	4.200	4.400	
				Exec: 8.500	6.450	8.650	8.850	8.100	7.450	
				Bonus: 0.000	0.000	0.469	0.100	0.000	0.611	
				ND:	
				Final: 13.000	9.950	13.619	13.750	12.300	12.461	75.080
				Place: 16	43	1	8=	38	14	19
20	97	Dylan Kramer	Region 7	Diff: 4.700	3.100	3.900	4.800	3.600	3.500	
				Exec: 8.100	8.100	7.900	8.600	9.300	9.250	
				Bonus: 0.217	0.000	0.000	0.100	0.000	0.000	
				ND: .	.	.	-0.100	.	.	
				Final: 13.017	11.200	11.800	13.400	12.900	12.750	75.067
				Place: 12=	34	39	19	21	11	20
21	109	Nick Cruz	Region 9	Diff: 4.500	4.400	4.100	5.200	4.400	4.100	
				Exec: 7.650	7.750	7.800	8.800	7.950	7.550	
				Bonus: 0.000	0.000	0.000	0.505	0.000	0.217	
				ND:	
				Final: 12.150	12.150	11.900	14.505	12.350	11.867	74.922
				Place: 40	14	36	3	37	31	21
22	112	Mason Odom	Region 9	Diff: 3.900	3.900	4.000	4.000	3.600	3.700	
				Exec: 8.600	8.000	8.350	8.550	9.400	9.100	
				Bonus: 0.000	0.000	0.000	0.000	0.000	0.000	
				ND: -0.300	
				Final: 12.200	11.900	12.350	12.550	13.000	12.800	74.800
				Place: 32	18	30	42=	18	10	22
23	104	Gage Kalley	Region 8	Diff: 4.700	3.500	3.800	4.400	3.800	3.900	
				Exec: 7.950	8.850	8.600	8.600	8.100	8.350	
				Bonus: 0.217	0.000	0.000	0.000	0.000	0.000	
				ND:	
				Final: 12.867	12.350	12.400	13.000	11.900	12.250	74.767
				Place: 19	9	28	27	44	19	23
24	100	Dante Reive	Region 7	Diff: 4.300	3.100	4.400	4.400	4.200	3.500	
				Exec: 7.650	8.300	8.400	9.000	8.400	8.300	
				Bonus: 0.000	0.000	0.338	0.000	0.000	0.000	
				ND:	
				Final: 11.950	11.400	13.138	13.400	12.600	11.800	74.288
				Place: 46	31	10	17=	26	32	24







2024 Elite Team Cup

Meet Results

Feb 24, 2024

Page: 4
Printed: 2/24/2024 9:36:08 PM







Men / JR / Junior
Session: ETC

Rank	Num	Name	Gym							AA
25	106	Ty Roderiques	Region 8	Diff: 4.100	3.800	4.000	5.200	3.600	3.300	
				Exec: 8.550	8.300	8.150	8.700	8.300	7.450	
				Bonus: 0.000	0.000	0.000	0.505	0.000	0.000	
				ND: .	.	.	-0.100	.	.	
				Final: 12.650	12.100	12.150	14.305	11.900	10.750	73.855
				Place: 23	15	34	5	43	46	25
26	107	Tyler Tran	Region 8	Diff: 4.300	3.400	4.200	4.800	4.200	3.700	
				Exec: 7.750	7.350	8.450	8.100	9.150	8.100	
				Bonus: 0.000	0.000	0.104	0.100	0.000	0.000	
				ND:	
				Final: 12.050	10.750	12.754	13.000	13.350	11.800	73.704
				Place: 44	39	16	28=	9	33	26
27	74	Kiefer Hong	Region 3	Diff: 4.700	4.100	4.100	4.800	3.800	3.900	
				Exec: 8.000	7.650	8.450	8.050	7.950	8.150	
				Bonus: 0.217	0.000	0.000	0.100	0.000	0.000	
				ND: -0.300	.	.	-0.100	.	.	
				Final: 12.617	11.750	12.550	12.850	11.750	12.050	73.567
				Place: 25	22	24	33	46	26	27
28	99	Eli Osuna	Region 7	Diff: 4.700	4.800	4.200	4.800	4.300	4.100	
				Exec: 8.100	7.100	8.350	8.850	8.100	5.150	
				Bonus: 0.217	0.338	0.104	0.100	0.000	0.217	
				ND:	
				Final: 13.017	12.238	12.654	13.750	12.400	9.467	73.526
				Place: 12=	12	18	8=	33=	51	28
29	90	Noah Doiron	Region 6	Diff: 4.200	3.800	4.200	4.000	3.700	3.300	
				Exec: 8.450	8.150	7.950	8.500	9.300	7.850	
				Bonus: 0.000	0.000	0.104	0.000	0.000	0.000	
				ND:	
				Final: 12.650	11.950	12.254	12.500	13.000	11.150	73.504
				Place: 24	17	32	45	19	44	29
30	71	Luke Tully	Region 2	Diff: 4.600	3.600	4.100	4.400	3.900	4.100	
				Exec: 7.900	8.050	8.650	7.750	7.900	8.000	
				Bonus: 0.104	0.000	0.000	0.000	0.000	0.217	
				ND:	
				Final: 12.604	11.650	12.750	12.150	11.800	12.317	73.271
				Place: 26	25	17	47	45	17	30
31	85	Devin Gopaul	Region 5	Diff: 4.000	4.400	3.300	4.400	4.200	3.500	
				Exec: 8.150	7.450	8.550	8.400	8.350	8.150	
				Bonus: 0.000	0.000	0.000	0.000	0.000	0.000	
				ND:	
				Final: 12.150	11.850	11.850	12.800	12.550	11.650	72.850
				Place: 36	20=	37	34	29	37	31
32	83	Nathan Underhill	Region 4	Diff: 4.800	3.600	4.600	5.200	3.900	3.200	
				Exec: 8.500	6.250	7.600	7.650	7.500	8.500	
				Bonus: 0.338	0.000	0.611	0.505	0.000	0.000	
				ND:	
				Final: 13.638	9.850	12.811	13.355	11.400	11.700	72.754
				Place: 7	44	14	20	50	34	32

2024 Elite Team Cup

Meet Results







Feb 24, 2024

Rank	Num	Name	Gym							AA
33	113	Rome Whimpey	Region 9	Diff: 3.600	3.300	3.400	4.800	4.200	3.800	
				Exec: 8.250	8.300	7.850	8.100	8.750	7.900	
				Bonus: 0.000	0.000	0.000	0.100	0.000	0.000	
				ND: -0.100						
				Final: 11.750	11.600	11.250	13.000	12.950	11.700	72.250
				Place: 49	27	46	28=	20	35	33
34	62	Wyatt Reynolds	Region 1	Diff: 4.300	4.800	3.200	4.000	4.200	3.500	
				Exec: 8.450	7.600	6.050	8.850	8.450	8.750	
				Bonus: 0.000	0.338	0.000	0.000	0.000	0.000	
				ND: -0.300						
				Final: 12.750	12.738	8.950	12.850	12.650	12.250	72.188
				Place: 21	4	51	32	24	18	34
35	82	Bode Ticknor	Region 4	Diff: 4.500	3.300	4.000	4.000	3.900	3.800	
				Exec: 7.700	6.400	8.800	8.550	8.600	8.200	
				Bonus: 0.000	0.000	0.000	0.000	0.000	0.000	
				ND: -0.300						
				Final: 12.200	9.700	12.800	12.550	12.500	12.000	71.750
				Place: 33	45	15	42=	30	28	35
36	110	Jared Fry	Region 9	Diff: 4.600	4.600	4.300	4.800	4.200	4.100	
				Exec: 7.700	6.750	8.300	8.750	7.400	5.800	
				Bonus: 0.104	0.104	0.217	0.100	0.000	0.217	
				ND: -0.300						
				Final: 12.404	11.454	12.817	13.350	11.600	10.117	71.742
				Place: 30	30	13	21	49	48	36
37	92	Alex Noel	Region 6	Diff: 3.800	3.200	4.200	4.000	4.200	3.500	
				Exec: 8.250	7.800	8.150	8.600	8.850	6.150	
				Bonus: 0.000	0.000	0.104	0.000	0.000	0.000	
				ND: -0.300						
				Final: 12.050	11.000	12.454	12.600	13.050	9.650	70.804
				Place: 43	36	25=	40	17	49	37
38	88	Kody Tokunaga	Region 5	Diff: 3.500	4.500	3.400	4.000	4.300	2.900	
				Exec: 8.700	8.050	7.900	8.750	8.450	6.650	
				Bonus: 0.000	0.000	0.000	0.000	0.000	0.000	
				ND: -0.300						
				Final: 11.900	12.550	11.300	12.750	12.750	9.550	70.800
				Place: 47	8	45	36=	23	50	38
39	111	William Keller	Region 9	Diff: 4.100	3.700	3.400	4.800	3.900	4.000	
				Exec: 7.850	7.100	8.000	8.350	7.800	7.550	
				Bonus: 0.000	0.000	0.000	0.100	0.000	0.104	
				ND: -0.400						
				Final: 11.550	10.800	11.400	13.250	11.700	11.654	70.354
				Place: 50	38	43	24	47=	36	39
40	114	Tyler Burgess	Region 1	Diff: 4.000	3.900	3.600	4.800	4.000	3.800	
				Exec: 8.450	5.550	8.750	7.850	8.000	7.800	
				Bonus: 0.000	0.000	0.000	0.100	0.000	0.000	
				ND: -0.300						
				Final: 12.150	9.450	12.350	12.750	12.000	11.600	70.300
				Place: 35	47	29	38	42	40	40

2024 Elite Team Cup

Meet Results

Feb 24, 2024

Rank	Num	Name	Gym							AA
41	67	Kyle Jordan	Region 2	Diff: 5.200	2.100	3.000	4.800	4.900	4.500	
				Exec: 8.350	6.650	7.550	9.300	6.500	8.100	
				Bonus: 0.926	0.000	0.000	0.100	0.611	0.763	
				ND: -0.100	-3.000					
				Final: 14.376	5.750	10.550	14.200	12.011	13.363	70.250
				Place: 2	51	49	6	41	4	41
42	78	Hunter Croot	Region 4	Diff: 4.300	3.400	4.100	4.800	3.900	3.500	
				Exec: 7.600	8.000	8.350	7.100	7.800	6.750	
				Bonus: 0.000	0.000	0.000	0.100	0.000	0.000	
				ND:						
				Final: 11.900	11.400	12.450	12.000	11.700	10.250	69.700
				Place: 48	33	27	49	47=	47	42
43	86	Abraham Johnson	Region 5	Diff: 4.600	2.900	3.700	4.800	4.300	4.000	
				Exec: 7.450	6.000	7.550	8.450	8.100	7.500	
				Bonus: 0.104	0.000	0.000	0.100	0.000	0.104	
				ND:			-0.100			
				Final: 12.154	8.900	11.250	13.250	12.400	11.604	69.558
				Place: 34	48	47	23	33=	38	43
44	89	Nathan Whitaker	Region 5	Diff: 4.900	3.600	4.400	4.800	4.200	2.500	
				Exec: 7.900	5.250	6.650	8.550	8.300	6.950	
				Bonus: 0.469	0.000	0.338	0.100	0.000	0.000	
				ND: -0.300						
				Final: 12.969	8.850	11.388	13.450	12.500	9.450	68.607
				Place: 17	49	44	16	31	52	44
45	95	Michael Weiner	Region 6	Diff: 4.400	2.400	3.400	4.000	3.200	2.700	
				Exec: 7.850	7.900	7.800	8.650	7.850	8.550	
				Bonus: 0.000	0.000	0.000	0.000	0.000	0.000	
				ND: -0.100						
				Final: 12.150	10.300	11.200	12.650	11.050	11.250	68.600
				Place: 38	42	48	39	51	43	45
46	103	Danila Leykin	Region 8	Diff: 4.500	4.700	0.000	4.800	4.900	4.600	
				Exec: 8.800	6.750	0.000	8.300	8.200	8.500	
				Bonus: 0.000	0.217	0.000	0.100	0.611	0.926	
				ND: -0.300						
				Final: 13.000	11.667	0.000	13.200	13.711	14.026	65.604
				Place: 14	24	52=	25	6	1	46
47	81	Cameron Klimmek	Region 4	Diff: 4.800	4.400	4.000	4.800	4.300	2.000	
				Exec: 7.300	5.300	8.050	7.500	7.750	4.850	
				Bonus: 0.338	0.000	0.000	0.100	0.000	0.000	
				ND: -0.300			-0.300		-3.000	
				Final: 12.138	9.700	12.050	12.100	12.050	3.850	61.888
				Place: 41	46	35	48	40	53	47
48	91	Kelly Moriarty	Region 6	Diff: 4.400	___	3.600	4.000	3.300	3.300	
				Exec: 7.750	___	7.850	8.550	9.050	8.700	
				Bonus: 0.000	___	0.000	0.000	0.000	0.000	
				ND:						
				Final: 12.150	___	11.450	12.550	12.350	12.000	60.500
				Place: 39	53=	42	42=	35	27	48







2024 Elite Team Cup

Meet Results

Feb 24, 2024

Page: 7
Printed: 2/24/2024 9:36:08 PM

Men / JR / Junior
Session: ETC

Rank	Num	Name	Gym							AA
49	66	Eli Deehr	Region 2	Diff: 4.300	2.900	3.400	4.000	3.500	—	
				Exec: 7.050	5.000	5.900	8.750	7.350	—	
				Bonus: 0.000	0.000	0.000	0.000	0.000	—	
				ND: -0.300	—	-0.300	—	—	—	
				Final: 11.050	7.900	9.000	12.750	10.850	—	51.550
				Place: 51	50	50	36=	52	54	49
50	87	Cooper Kim	Region 5	Diff: —	4.800	4.200	—	4.500	4.500	
				Exec: —	6.750	8.150	—	7.950	7.450	
				Bonus: —	0.338	0.104	—	0.104	0.763	
				ND: —	—	—	—	—	—	
				Final: —	11.888	12.454	—	12.554	12.713	49.609
				Place: 52=	19	25=	51=	27	12	50
51	72	Davide Comparin	Region 3	Diff: 4.400	4.800	4.000	0.000	0.000	3.200	
				Exec: 7.950	7.550	8.600	0.000	0.000	8.750	
				Bonus: 0.000	0.338	0.000	0.000	0.000	0.000	
				ND: —	—	—	—	—	—	
				Final: 12.350	12.688	12.600	0.000	0.000	11.950	49.588
				Place: 31	5	20=	51=	54	29	51
52	70	Chase Tully	Region 2	Diff: —	—	4.000	2.800	3.300	3.500	
				Exec: —	—	7.800	9.100	8.900	8.400	
				Bonus: —	—	0.000	0.000	0.000	0.000	
				ND: —	—	—	—	—	—	
				Final: —	—	11.800	11.900	12.200	11.900	47.800
				Place: 52=	53=	40	50	39	30	52
53	68	Jackson Hales	Region 2	Diff: 4.100	3.500	—	—	3.900	2.900	
				Exec: 8.350	7.200	—	—	6.700	8.700	
				Bonus: 0.000	0.000	—	—	0.000	0.000	
				ND: —	—	—	—	—	—	
				Final: 12.450	10.700	—	—	10.600	11.600	45.350
				Place: 29	40	52=	51=	53	39	53
54	94	James Sassine	Region 6	Diff: —	2.400	—	—	3.400	3.600	
				Exec: —	5.600	—	—	9.050	9.100	
				Bonus: —	0.000	—	—	0.000	0.000	
				ND: —	-3.000	—	—	—	—	
				Final: —	5.000	—	—	12.450	12.700	30.150
				Place: 52=	52	52=	51=	32	13	54